

<http://BioMedNet.com>

The World Wide Club for the Biological and Medical Community

The *Journal of Helminthology* and **BioMedNet** are collaborating to make an online version of the *Journal of Helminthology* available in the **BioMedNet** library.


BioMedNet is a unique and powerful online environment. Members get free access to a library, job exchange, shopping mall, discussion groups and news & views.



It's just a click away

- **Go to <http://BioMedNet.com>**
- **Click on 'Join'**
- **Claim your free BioMedNet membership**

**If you require any further information or assistance, contact
Steve Lohn (BioMedNet membership secretary) on**



Tel: +44 (0)171 580 2588

Fax: +44 (0)171 631 0819







E-mail: BioMedNet@cursci.co.uk

Manuscripts on disk



CAB INTERNATIONAL are happy to announce that we are now able to take all accepted manuscripts in electronic form. This development will help us to further reduce the time between acceptance and publication of papers and will also help reduce the incidence of errors associated with re-keying.

Text:

-  Once your paper has been accepted and is in its final form, you should submit it on disk along with the hard-copy printouts which must be identical to the material on disk (it is essential that the printed version is produced directly from the submitted electronic version - any small errors spotted on the printed version may be indicated in ink).
-  Disks must be labelled clearly with the author's name, title of the journal and the short title of the article. We will accept either 3.5" or 5.25" disks prepared on PC or Macintosh applications.
-  Text should be provided using any of the standard word-processing packages, although we do prefer material in Microsoft Word or WordPerfect.
-  Please be consistent throughout your manuscript and use as few formatting codes as possible; however please use the word processor's facilities to indicate bold, italic, subscript and superscript.
-  Please include tables and equations, however due to conversion problems, these may be typeset using your hard copy material.
-  In the event that we are not able to read your disk we will use the hard copy to prepare the article for publication. Where there is a difference between the disk and the hard-copy, the hard-copy will be used as the definitive version.

Figures:

- We would also like line figures to be supplied in electronic form, however we will ALWAYS require hard copy of the illustrations, and these MUST be identical to the electronic files.
- We would prefer artwork created in Adobe Illustrator, Aldus Freehand, Chemdraw or CorelDraw (either on Mac or PCs).
- In addition to supplying the figure in the original application, please also supply as a TIFF file (.TIF). If a TIFF file is not possible, save as an EPS file or a windows metafile (.wmf)
- Photographs should be supplied as set out in the Notes for Authors or Contributors at the back of this issue. We do not require these electronically.

manudisc.23/11/96

NOTES FOR AUTHORS

The *Journal of Helminthology* provides an international vehicle for the publication of original papers and review articles on all aspects of pure and applied helminthology, particularly those helminth parasites of environmental health, medical or veterinary importance. For those wishing to contribute research papers, work on helminths in wildlife hosts including plant and insect parasites will also be welcome. Taxonomic contributions will be acceptable if they contribute to the systematics of a group and particularly if they employ biochemical or molecular biological techniques. Research notes are also included. The *Journal* is also produced electronically and is available on the WWW to subscribers.

Page Format. The *Journal* is printed in a two-column format (column width of 80 mm) with a text area of 170×225 mm.

Text. Papers should be typed, on one side of the paper only, with double line spacing and ample margins (at least 1.5 cm) on each side and with no underlining or bold in text except for scientific names. Draft quality print from a word-processor is not acceptable. Standard abbreviations (e.g. fig. and figs) and metric units must be used. Use British rather than American spellings. Use 'z' rather than 's' spellings in words with 'ize'.

Disks. Upon acceptance, authors are requested to submit a computer disk containing the final version of their paper along with the final manuscript to the editorial office. Please do the following: (1) Label disk clearly with author's name, title of journal and short title of the article; (2) Specify which word processing software (including which version) was used (e.g. WordPerfect 6.0); (3) Specify what computer was used; (4) Include both original file and ASCII file on the disk; (5) Keep a backup disk for reference and safety.

Abstract. Each paper must commence with an accurate, informative abstract in one paragraph, that is complete in itself and intelligible without reference to text or figures. It should not exceed 250 words. A short title should be provided as a running head.

Tables. Tables should be reduced to the simplest form and present only essential data. They should be submitted on separate sheets at the end of the article and must fit into single column, full width or landscape (if absolutely necessary) format. Captions should be typed on a separate sheet. The use of vertical rules should be avoided.

Illustrations. Copies of artwork only should be submitted. The original illustrations should accompany the paper after acceptance and revision. Captions should be typed on a separate sheet.

Line drawings

These should be sharp and clear, black ink on white paper to about 1.5 times the intended final size. The lettering and lines should be of sufficient thickness and quality to stand reduction. Computer generated figures and graphs should not contain grey tints or complicated hatching.

Half-tone photographs

Black and white half-tone photographs are acceptable where they are a real contribution to the text. They should be prints of good quality at the intended final size with any required lettering or numbering inserted by the author.

Voucher specimens. The deposition of voucher specimens should be considered where appropriate.

References. References must be based on the name and year system, give full journal titles and conform to the following styles:

Bowles, J., Blair, D. & McManus, D.P. (1995) A molecular phylogeny of the genus *Echinococcus*. *Parasitology* **110**, 317–328.

Molloy, S., Holland, C. & O'Regan, M. (1995) Population biology of *Pomphorhynchus laevis* in brown trout from two lakes in the west of Ireland. *Journal of Helminthology* **69**, 229–235.

Sanderson, C.J. (1993) Cytokines active on eosinophils. pp. 274–283 in Makino, S. & Fukuda, T. (Eds) *Eosinophils: biological and clinical aspects*. Boca Raton, CRC Press.

Citation of authors in the text should appear in the form: Polaszek (1996) or (Polaszek, 1996). Authors should be cited in chronological order as: (Blackman *et al.*, 1994; Roberts & Kumar, 1995).

Proofs. Authors will receive two sets of page proofs. One set is for correcting and should be returned as promptly as possible to the address given, the other set is to be retained.

Voucher copy. A voucher copy of the *Journal* is provided free to the author (or major author) of each paper.

Offprints. 50 copies of each paper are provided free to the author (or major author) of each paper. Additional copies may be obtained on payment and the number required must be specified and ordered at proof stage, when prices will be quoted. Orders must be received before the issue has gone to press.

Copyright. Authors will be supplied with a copyright form which must be completed and returned to the Publisher. Papers are accepted on the understanding that the work has been submitted exclusively to the *Journal* and has not been previously published elsewhere unless otherwise stated.

Disposal of material. Once published, all copies of the manuscript, correspondence and artwork will be held for six months before disposal. Authors must contact the Editor if they wish to have any material returned.

Manuscripts. Three copies of the manuscript and artwork should be submitted to:

The Editor

Journal of Helminthology
CABI BIOSCIENCE UK Centre (Egham)
Bakeham Lane
Egham
Surrey TW20 9TY
UK

Journal of Helminthology

Research Papers

- Abu-Madi, M.A., Behnke, J.M., Lewis, J.W. & Gilbert, F.S.** Descriptive epidemiology of *Heligmosomoides polygyrus* in *Apodemus sylvaticus* from three contrasting habitats in south-east England 93
- Buchmann, K.** Some histochemical characteristics of the mucous microenvironment in four salmonids with different susceptibilities to gyrodactylid infections 101
- Campo, R., Manga-González, M.Y., González-Lanza, C., Rollinson, D. & Sandoval, H.** Characterization of adult *Dicrocoelium dendriticum* by isoelectric focusing 109
- Du Preez, L.H. & Kok, D.J.** The relative importance of bladder versus neotenic stages of *Polystoma marmorati* and *P. umthakathi* in natural frog populations in South Africa 117
- Haseeb, M.A.** *Schistosoma mansoni*: females enhance [¹⁴C]-tyrosine incorporation in males maintained *in vitro* 123
- Hoida, G., Greenberg, Z., Furth, M., Malsha, Y., Craig, P.S., Schantz, P.M., Sneir, R. & El-On, J.** An epidemiological survey of *Echinococcus granulosus* and other helminths in animal populations in northern Israel 127
- Holz, R.A., Wright, D.J. & Perry, R.N.** The effect of long term storage on the lipid reserves and fatty acid composition of cysts and hatched juveniles of *Globodera rostochiensis* and *G. pallida* 133
- Israf, D.A., Zainal, M.J., Ben-Gheshir, M.A., Rasedee, A., Sani, R.A. & Noordin, M.M.** Dietary protein influences on regulation of *Haemonchus contortus* populations in Dorsimal lambs 143
- Ko, R.C. & Ng, T.F.** Evaluation of excretory/secretory products of larval *Taenia solium* as diagnostic antigens for porcine and human cysticercosis 147
- Llerandi-Juárez, R.D. & Mendoza-de Gives, P.** Resistance of chlamydospores of nematophagous fungi to the digestive processes of sheep in Mexico 155
- Mobarak, M.S. & Ryan, M.F.** An immunohistochemical investigation of the adult stage of the equine parasite *Strongylus vulgaris* 159
- Mobarak, M.S. & Ryan, M.F.** Ultrastructure of the buccal capsule of the equine nematode *Strongylus vulgaris* with special reference to the dorsal gutter 167
- Sommer, C.** Quantitative characterization of texture used for identification of eggs of bovine parasitic nematodes 179
- Research Note
- Xi, Wang Guang & Jin, Luo Zhong** A novel method for the recovery of *Toxocara canis* in mice 183

© CAB INTERNATIONAL, 1998

All rights reserved. No part of this publication may be reproduced, in any form or by any means, electronically, mechanically, by photocopying, recording or otherwise, without prior permission of the copyright owner.