

Lesson A *Get ready*



A Match the pictures with the words.



a. X-ray

b. medicine

c. headache

d. crutches

B Read the note. Circle the correct sentences.

Hi Osman,
 I had an accident at work, and I hurt my leg. The doctor took an X-ray. My leg is not broken, but I have to stay at the hospital this afternoon. I need you to pick up my son, Rashid, from school when you pick up your son. My wife, Noor, will pick me up from the hospital later. Thank you so much for your help!
 Ali

1. Ali hurt his leg. Osman hurt his leg.
2. Rashid needed an X-ray. Ali needed an X-ray.
3. Osman's son is Rashid. Ali's son is Rashid.
4. Ali has to stay at the hospital. Ali has to stay at home.
5. Osman will pick up Ali from the hospital. Noor will pick up Ali from the hospital.

C Write places where accidents happen.

1. in the kitchen
2. _____
3. _____
4. _____

Lesson A *Get ready*

Name: _____



A Look at the pictures. Complete the sentences.

crutches headache medicine X-ray



1. He is taking _____ .
 2. He is holding an _____ .
 3. She is on _____ .
 4. She has a _____ .

B Read the note. Complete the sentences.

Hi Osman,
 I had an accident at work, and I hurt my leg. The doctor took an X-ray. My leg is not broken, but I have to stay at the hospital this afternoon. I need you to pick up my son, Rashid, from school when you pick up your son. My wife, Noor, will pick me up from the hospital later. Thank you so much for your help!
 Ali

1. Ali _____ *hurt* _____ his leg.
 2. _____ needed an X-ray.
 3. Ali's son is _____ .
 4. Ali has to stay at the _____ .
 5. _____ will pick up Ali from the hospital.


C Write three places where accidents happen and three dangerous jobs.

Accidents happen	Dangerous jobs
1. <i>in the kitchen</i>	1.
2.	2.
3.	3.



Lesson A *Get ready*

A Look at the pictures. Complete the sentences.



1. He is taking medicine.
2. He is _____.
3. She is _____.
4. She has _____.

B Read the note. Answer the questions. Write complete sentences.

Hi Osman,
I had an accident at work, and I hurt my leg. The doctor took an X-ray. My leg is not broken, but I have to stay at the hospital this afternoon. I need you to pick up my son, Rashid, from school when you pick up your son. My wife, Noor, will pick me up from the hospital later. Thank you so much for your help!
Ali

1. What happened to Ali? Ali hurt his leg.
2. Who needed an X-ray? _____
3. What is Ali's son's name? _____
4. Where does Ali have to stay? _____
5. Who will pick up Ali from the hospital? _____

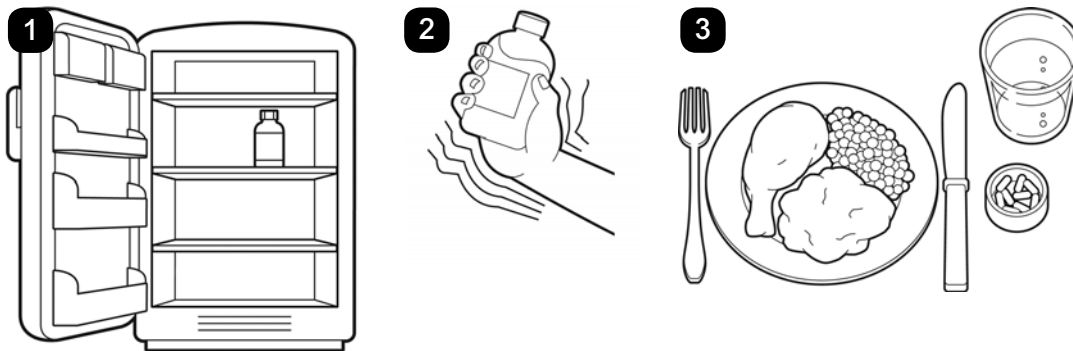
C Write four places where accidents happen and four dangerous jobs.

Accidents happen	Dangerous jobs
1. <i>in the kitchen</i>	1.
2.	2.
3.	3.
4.	4.

Lesson B What do I have to do?



A Match the pictures with the warnings.



- a. Shake well. b. Take with food. c. Keep in refrigerator.

B Circle the correct verb.

- | | |
|--|--|
| 1. What do / does she have to do? | She has to / have to get an X-ray. |
| 2. What do / does he have to do? | He has to / have to go to the hospital. |
| 3. What do / does I have to do? | You has to / have to use crutches. |
| 4. What do / does they have to do? | They has to / have to take their medicine. |
| 5. What do / does we have to do? | We has to / have to see a doctor. |

C Complete the conversation.

Here's your prescription. I understand. You have to stay in bed

Doctor You have the flu.

You What do I have to do?

Doctor *You have to stay in bed* _____ for three days.

You Oh, OK.

Doctor _____ You have
to take it in the morning.

You Do I have to keep this medicine in the refrigerator?

Doctor No, you don't. But keep it out of reach of children.

You _____

Lesson B

What do I have to do?



A Complete the warning labels.

Take Keep Shake



Keep in refrigerator. _____ well. _____ with food.

B Complete the sentences. Use *do* or *does*, and *have to* or *has to*.

- | | |
|-------------------------------------|---------------------------------|
| 1. What <u>does</u> she have to do? | She <u>has to</u> get an X-ray. |
| 2. What _____ he have to do? | He _____ go to hospital. |
| 3. What _____ I have to do? | You _____ use crutches. |
| 4. What _____ they have to do? | They _____ take their medicine. |
| 5. What _____ we have to do? | We _____ see a doctor. |

C Complete the conversation.

Here's your prescription. in the morning	I understand. of children	You have to stay in bed
---	------------------------------	-------------------------

Doctor You have the flu.

You What do I have to do?

Doctor You have to stay in bed for three days.

You Oh, OK.

Doctor _____ You have to take it
_____.

You Do I have to keep this medicine in the refrigerator?

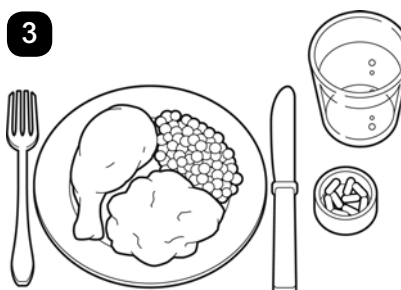
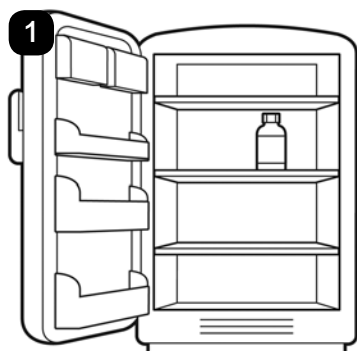
Doctor No, you don't. But keep it out of reach _____.

You _____



Lesson B *What do I have to do?*

A Look at the pictures. Complete the warning labels.



Keep _____ in refrigerator. _____ well. _____ with food.

B Complete the sentences. Use *do* or *does*, and *have to* or *has to*.

1. What does she have to do ? She has to get an X-ray.
2. What _____ ? He _____ go to the hospital.
3. What _____ ? You _____ use crutches.
4. What _____ ? They _____ take their medicine.
5. What _____ ? We _____ see a doctor.

C Complete the conversation.

Call me	Here's your prescription.	I understand.	You have to stay in bed
flu	in the morning	of children	

Doctor You have the flu _____ .

You What do I have to do?

Doctor _____ for three days.

You Oh, OK.

Doctor _____ You have to take it _____ .

You Do I have to keep this medicine in the refrigerator?

Doctor No, you don't. But keep it out of reach _____ .

You _____

Doctor _____ if you have any questions.

Lesson C

You should go to the hospital.**A Match the questions with the answers.**

- | | |
|------------------------------|-------------------------|
| 1. My stomach hurts. | a. What should she do? |
| 2. His leg hurts. | b. What should I do? |
| 3. She has a sprained ankle. | c. What should they do? |
| 4. Their eyes hurt. | d. What should he do? |

B Circle the correct advice.

- | | | |
|---|----------------------|----------------------|
| 1. Your tooth hurts. You should ____ . | a. see a dentist | b. drink some water |
| 2. Your eyes hurt. You should ____ . | a. stay in the sun | b. rest |
| 3. You have a headache. You should ____ . | a. take some aspirin | b. see a dentist |
| 4. You hurt your leg. You should ____ . | a. stay in the shade | b. get an X-ray |
| 5. You are very hot. You should ____ . | a. see a doctor | b. stay in the shade |

C Unscramble the words. Complete the conversations.

1. **You** (leg / hurts / My / .) My leg hurts.
 (I / What should / do / ?) _____
- Friend** (rest / You / should / .) _____
 (walk / shouldn't / You / .) _____
2. **You** (My mother / feel well / doesn't / .) _____
 (What / she / do / should / ?) _____
- Friend** (a break / take / She should / .) _____
 (shouldn't stay / in the sun / She / .) _____
- You** (I'll / her / tell / OK, / .) _____



Lesson C

You should go to the hospital.

A Complete the questions.

- 1. My stomach hurts. What should I do?
- 2. His leg hurts. What _____ do?
- 3. She has a sprained ankle. What _____ do?
- 4. Their eyes hurt. What _____ do?

B Complete the chart with the best advice.

get an X-ray rest see a dentist stay in the shade take some aspirin

Problem	Advice
1. Your tooth hurts.	<i>You should see a dentist.</i>
2. Your eyes hurt.	
3. You have a headache.	
4. You hurt your leg.	
5. You are very hot.	

C Unscramble the words. Complete the conversations.

- 1. **You** (leg / hurts / My / .) *My leg hurts.* _____
 (should / I / What / do / ?) _____
- Friend** (You / should / rest / .) _____
 (walk / shouldn't / You / .) _____
- 2. **You** (mother / My / feel / doesn't / well / .) _____
 (What / she / do / should / ?) _____
- Friend** (break / take / a / should / She / .) _____
 (shouldn't / sun / stay / the / She / in / .) _____
- You** (I'll / her / tell / OK, / .) _____

Lesson C

You should go to the hospital.**A** Write questions. Use *What*.

1. My stomach hurts. What should I do?
2. His leg hurts. _____
3. She has a sprained ankle. _____
4. Their eyes hurt. _____

B Complete the chart. Use some advice more than once.

drink some water	go to the hospital	see a dentist	take a break
get an X-ray	rest	stay in the shade	take some aspirin

Problem	Advice (1)	Advice (2)
1. Your tooth hurts.	<i>You should see a dentist.</i>	<i>You should take some aspirin.</i>
2. Your eyes hurt.		
3. You have a headache.		
4. You hurt your leg.		
5. You are very hot.		

C Unscramble the words. Complete the conversations.

1. **You** (leg / hurts / My / .) My leg hurts.
 (should / I / What / do / ?) _____
Friend (You / should / rest / .) _____
 (walk / shouldn't / You / .) _____
 (You / get / X-ray / should / an / .) _____
2. **You** (mother / My / feel / doesn't / well / .) _____
 (What / she / do / should / ?) _____
Friend (break / take / a / should / She / .) _____
 (shouldn't / sun / stay / the / She / in / .) _____
 (should / drink / of / lots / She / water / .) _____
You (I'll / her / tell / OK, / .) _____



Lesson D Reading

A Complete the conversations.

allergies cut pains pressure rash sprained

- A** Do you have any a l l e r g i e s ?

B Yes, milk.
- A** I think I have a _____ ankle.

B You should get an X-ray.
- A** My dad had chest _____ last night.

B How is he feeling today?
- A** Your hand is red!

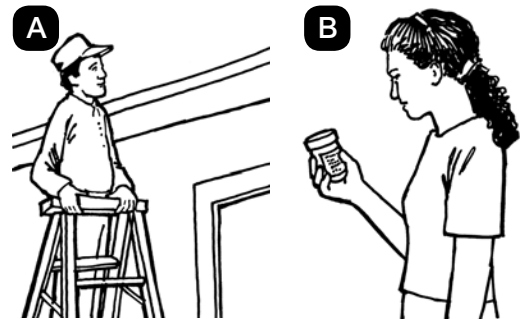
B Yes, I have a _____ .
- A** How's my blood _____ today?

B It's high.
- A** I have a bad _____ on my finger.

B I'll get a bandage for you.

B Which sentences are about using a ladder? Write *A*. Which sentences are about taking medicine? Write *B*.

- A Never stand on the top step.
- _____ Take with food.
- _____ Shake well.
- _____ Don't carry a lot of equipment while climbing.
- _____ Keep in the refrigerator.
- _____ Take in the morning.



C Circle *should* or *shouldn't*.

- Never stand on the top step of a ladder. You **should** / **shouldn't** stand on the top step.
- Always take this with food. You **should** / **shouldn't** take this with food.
- When you climb a ladder, wear a tool belt. You **should** / **shouldn't** wear a tool belt.
- Keep out of reach of children. You **should** / **shouldn't** keep this away from children.

Lesson D Reading



A Complete the conversations.

allergies cut pains pressure rash sprained

- A** Do you have any allergies ?

B Yes, milk.
- A** I think I have a _____ ankle.

B You should get an X-ray.
- A** My dad had chest _____ last night.

B How is he feeling today?
- A** Your hand is red!

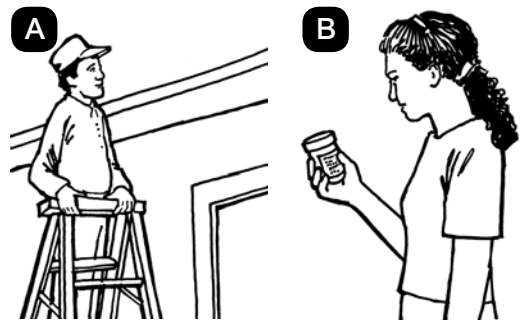
B Yes, I have a _____ .
- A** How's my blood _____ today?

B It's high.
- A** I have a bad _____ on my finger.

B I'll get a bandage for you.

B Which sentences are about using a ladder? Write A. Which sentences are about taking medicine? Write B.

- A Never stand on the top step.
- _____ Take with food.
- _____ Shake well.
- _____ Don't carry a lot of equipment while climbing.
- _____ Keep in the refrigerator.
- _____ Take in the morning.
- _____ Do not freeze.
- _____ Wear a tool belt while climbing up or down.



C Complete the sentences. Use *should* or *shouldn't*.

- Never stand on the top step of a ladder. You shouldn't stand on the top step.
- Always take this with food. You _____ take this with food.
- When you climb a ladder, wear a tool belt. You _____ wear a tool belt.
- Keep out of reach of children. You _____ keep this away from children.

Lesson D Reading

Name: _____

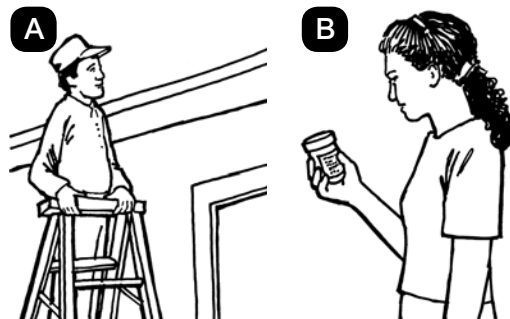


A Complete the conversations.

- | | |
|--|--|
| <p>1. A Do you have any a <u>llergies</u> _____ ?</p> <p>B Yes, milk.</p> <p>2. A I think I have a s _____
ankle.</p> <p>B You should get an X-ray.</p> <p>3. A My dad had chest p _____
last night.</p> <p>B How is he feeling today?</p> | <p>4. A Your hand is red!</p> <p>B Yes, I have a r _____ .</p> <p>5. A How's my blood p _____
today?</p> <p>B It's high.</p> <p>6. A I have a bad c _____
on my finger.</p> <p>B I'll get a bandage for you.</p> |
|--|--|

B Which sentences are about using a ladder? Write *A*. Which sentences are about taking medicine? Write *B*.

1. A Never stand on the top step.
2. _____ Take with food.
3. _____ Shake well.
4. _____ Don't carry a lot of equipment while climbing.
5. _____ Keep in the refrigerator.
6. _____ Take in the morning.
7. _____ Do not freeze.
8. _____ Wear a tool belt while climbing up or down.
9. _____ Never stand on the shelf.
10. _____ Drink lots of water.



C Write sentences. Use *should* and *shouldn't*.

1. Never stand on the top step of a ladder.
 You shouldn't stand on the top step.
2. Always take this with food.

3. When you climb a ladder, wear a tool belt.

4. Keep out of reach of children.

Lesson E Writing



A Look at the pictures. Number the sentences in the correct order.



3 I hurt my back.

_____ I fell off a ladder.

_____ I was in the kitchen.

2 I picked up a heavy box.

_____ I was in my house.

_____ I burned my hand.

1 I was at work.

_____ I have a headache.

_____ I picked up a hot pan.

B Read about an accident. Circle the answers.

Today's date is January 25, 2008. Eduardo Perez was at work yesterday at 8:00 p.m. There was water on the floor. He slipped and hurt his foot. First, he had to go to the hospital. Then, at 11:00 p.m., he completed an accident report form.

1. What day did the accident happen?

a. January 24, 2008

b. January 25, 2008

2. What time did the accident happen?

a. 8:00 p.m.

b. 11:00 p.m.

3. What happened?

a. Eduardo slipped.

b. Eduardo hurt his foot.

4. How did the injury happen?

a. He slipped.

b. He was at work.

C Complete the accident report form. Use the information from Exercise B.

Speedy Delivery Company **980 South Peach Street** **Marietta, GA 30060**

ACCIDENT REPORT FORM

Employee name: Eduardo Perez

Date of accident: _____ Time: _____

How did the accident happen? I was . There was water on the floor.

I slipped and . I had to go to the .



Lesson E Writing

A Look at the pictures. Complete the sentences and number them in the correct order.

at work back hand headache kitchen ladder



___ I hurt my _____. ___ I fell off a _____. ___ I was in the _____.
 ___ I picked up a heavy box. ___ I was in my house. ___ I burned my _____.
 1 I was *at work*. ___ I have a _____. ___ I picked up a hot pan.

B Read about an accident. Answer the questions.

Today's date is January 25, 2008. Eduardo Perez was at work yesterday at 8:00 p.m. There was water on the floor. He slipped and hurt his foot. First, he had to go to the hospital. Then, at 11:00 p.m., he completed an accident report form.

1. What day did the accident happen? January 24, 2008
2. What time did the accident happen? _____
3. What happened? _____
4. How did the injury happen? _____

C Complete the accident report form. Use the information from Exercise B.

Speedy Delivery Company 980 South Peach Street Marietta, GA 30060

ACCIDENT REPORT FORM

Employee name: Eduardo Perez

Date of accident: _____ Time: _____

How did the accident happen? I was at work. . . .

Lesson E Writing



A Look at the pictures. Complete the sentences and number them in the correct order.



___ I hurt my _____. ___ I fell off a _____. ___ I was in the _____.
 ___ I picked up a heavy box. ___ I was in my house. ___ I burned my _____.
 1 I was *at work* _____. ___ I have a _____. ___ I picked up a hot pan.

B Read about an accident. Read the answers. Complete the questions.

Today's date is January 25, 2008. Eduardo Perez was at work yesterday at 8:00 p.m. There was water on the floor. He slipped and hurt his foot. First, he had to go to the hospital. Then, at 11:00 p.m., he completed an accident report form.

1. What day did the accident happen ? January 24, 2008
2. What _____ ? 8:00 p.m.
3. What _____ ? Eduardo hurt his foot.
4. How _____ ? He slipped.

C Complete the accident report form. Use the information from Exercise B.

Speedy Delivery Company 980 South Peach Street Marietta, GA 30060

ACCIDENT REPORT FORM

Employee name: Eduardo Perez

Date of accident: _____ Time: _____

How did the accident happen? _____



Lesson F *Another view*

A Look at the medicine label. Circle the answers.

Drug facts	
Active ingredient (in each tablet)	Purpose
Ibuprofen 200 mg	Pain reliever
Uses Temporary relief of headaches, toothaches, colds, and backaches	
Warning	
Do not use if you have allergies to pain relievers.	
Directions	
Adults and children 12 years and over: Take 1 tablet every 4 to 6 hours. Do not take more than 6 tablets in 24 hours. Do not give to children under 12. Do not take more than directed.	

- Why should you take this medicine?
 - for high blood pressure
 - for allergies
 - for headaches
- How many tablets should children under 12 take?
 - no tablets
 - one tablet
 - four tablets
- How many tablets should an adult take at one time?
 - no tablets
 - one tablet
 - four tablets
- How many tablets can an adult take in one day?
 - six tablets
 - seven tablets
 - eight tablets

B Read the clues. Complete the puzzle.

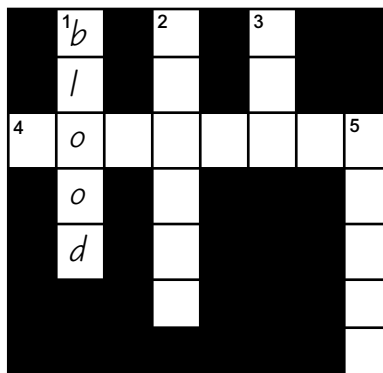
blood cut hospital label report

Down

- She has high ____ pressure.
- He has to fill out an accident ____ .
- The knife slipped, and she has a bad ____ .
- Always read the warning ____ .

Across

- I went to the ____ for an X-ray.



Lesson F

Another view



A Look at the medicine label. Circle the answers.

Drug facts	
Active ingredient (in each tablet)	Purpose
Ibuprofen 200 mg.	Pain reliever
Uses Temporary relief of headaches, toothaches, colds, and backaches	
Warning	
Do not use if you have allergies to pain relievers.	
Directions	
Adults and children 12 years and over: Take 1 tablet every 4 to 6 hours. Do not take more than 6 tablets in 24 hours. Do not give to children under 12. Do not take more than directed.	

- Why should you take this medicine?
 - for high blood pressure
 - for allergies
 - for headaches
 - for chest pains
- How many tablets should children under 12 take?
 - no tablets
 - one tablet
 - four tablets
 - six tablets
- How many tablets should an adult take at one time?
 - no tablets
 - one tablet
 - four tablets
 - six tablets
- How many tablets can an adult take in one day?
 - six tablets
 - seven tablets
 - eight tablets
 - twelve tablets

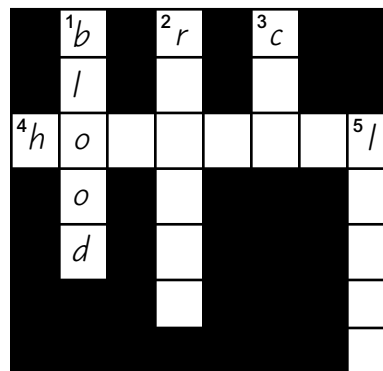
B Read the clues. Complete the puzzle.

Down

- She has high ____ pressure.
- He has to fill out an accident ____ .
- The knife slipped, and she has a bad ____ .
- Always read the warning ____ .

Across

- I went to the ____ for an X-ray.





Lesson F *Another view*

A Look at the medicine label. Answer the questions.

Drug facts	
Active ingredient (in each tablet)	Purpose
Ibuprofen 200 mg	Pain reliever
Uses Temporary relief of headaches, toothaches, colds, and backaches	
Warning	
Do not use if you have allergies to pain relievers.	
Directions	
Adults and children 12 years and over: Take 1 tablet every 4 to 6 hours. Do not take more than 6 tablets in 24 hours. Do not give to children under 12. Do not take more than directed.	

1. Why should you take this medicine?

You should take this medicine for headaches, toothaches, colds, and backaches.

2. How many tablets should children under 12 take?


3. How many tablets should an adult take at one time?

4. How many tablets can an adult take in one day?

B Read the clues. Complete the puzzle.

Down

1. She has high ____ pressure.
2. He has to fill out an accident ____ .
3. The knife slipped, and she has a bad ____ .
4. Always read the warning ____ .



Across

3. If you have ____ , you should stay in bed and rest.
4. I went to the ____ for an X-ray.
6. Take 1 ____ every 12 hours.