

## CONTENTS

### Volume 1: POPULATION

Introduction  
Population Characteristics  
Vital Statistics  
Internal Migration  
International Migration  
Family and Household Composition  
Cohorts  
American Indians

### Volume 2: WORK AND WELFARE

Labor  
Slavery  
Education  
Health  
Economic Inequality and Poverty  
Social Insurance and Public Assistance  
Nonprofit, Voluntary, and Religious Entities

### Volume 3: ECONOMIC STRUCTURE AND PERFORMANCE

National Income and Product  
Business Fluctuations and Cycles  
Prices  
Consumer Expenditures  
Saving, Capital, and Wealth  
Geography and the Environment  
Science, Technology, and Productivity  
Business Organization  
Financial Markets and Institutions

### Volume 4: ECONOMIC SECTORS

Agriculture  
Natural Resource Industries  
Construction, Housing, and Mortgages  
Manufacturing  
Distribution  
Transportation  
Communications  
Services and Utilities

### Volume 5: GOVERNANCE AND INTERNATIONAL RELATIONS

Government Finance and Employment  
Elections and Politics  
Crime, Law, Enforcement, and Justice  
National Defense, Wars, Armed Forces, and Veterans  
International Trade and Exchange Rates  
Outlying Areas  
Colonial Statistics  
Confederate States of America

### APPENDICES

Weights, Measures, and Monetary Values  
States and Census Regions  
*Origin of the Historical Statistics of the United States*

### INDEX

email: [hsus@cambridge.org](mailto:hsus@cambridge.org)

 CAMBRIDGE  
UNIVERSITY PRESS  
[www.cambridge.org](http://www.cambridge.org)



## HISTORICAL STATISTICS OF THE UNITED STATES MILLENNIAL EDITION



“For starters, it weighs 29 pounds. It has five volumes. And it’s densely packed with more than a million numbers that measure America in mind-boggling detail, from the average annual precipitation in Sweet Springs, Mo., to the wholesale price of rice in Charleston S.C., in 1707...The new edition, which sells for \$825 and is also available in an online version, is a gold mine for scholars, students and assorted nerds and numbers crunchers...”

— Sam Roberts  
*The New York Times*  
February 22, 2006



5 volumes • 4,500 est. pages • 37,339 time series • 70 essays

Five volume print set ISBN: 0-521-81791-9

**\$825 through Oct. 31, 2006**, \$990 thereafter

Online ISBN: 0-511-13297-2

Five volume set and Online Edition (Bundle) ISBN: 0-511-13311-1

### Millennial Edition Online

Please note that Cambridge University Press is the exclusive distributor of the Online and Bundle editions, which are a one-time purchase, **not** a subscription!

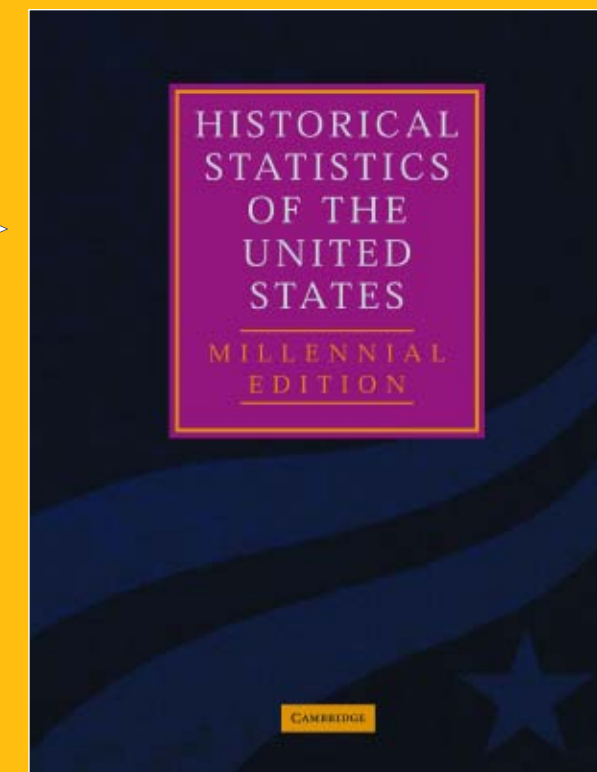
Contact [hsus@cambridge.org](mailto:hsus@cambridge.org) for quote

Payment plans available !

 CAMBRIDGE  
UNIVERSITY PRESS  
[www.cambridge.org](http://www.cambridge.org)

40 West 20th Street  
New York, NY 10011-4211

Non-Profit Org.  
U.S. Postage  
**PAID**  
Brockton, MA  
Permit #301



## HISTORICAL STATISTICS OF THE UNITED STATES MILLENNIAL EDITION

EDITED BY Susan B. Carter, Scott Gartner,  
Michael R. Haines, Alan L. Olmstead,  
Richard Sutch, Gavin Wright

[www.cambridge.org/us/americanhistory/hsus/](http://www.cambridge.org/us/americanhistory/hsus/)

**H**istorical Statistics of the United States presents the numerical history of the United States. This definitive reference work contains more than 37,000 annual time series of quantitative historical information covering virtually every quantifiable dimension of American history: population, work and welfare, economic structure and performance, governance, and international relations, all from the earliest times to the present. Each series is fully documented and placed in historical context by a recognized expert. It will be a valuable resource for libraries, students, scholars, and journalists. There is nothing comparable.

 CAMBRIDGE  
UNIVERSITY PRESS  
[www.cambridge.org](http://www.cambridge.org)

CAMBRIDGE

*Praise for* HISTORICAL STATISTICS  
OF THE UNITED STATES  
— Millennial Edition —

*“Last published in 1975, the five-volume behemoth is ‘a numerical atlas of the American past.’ In addition to making revisions in areas in which there has been significant new scholarship, such as pre-20th century wages, the book covers areas that had been formerly ignored by the Census Bureau’s edition.”*

— Kirkus Reference Review

*“Historical Statistics of the United States: Millennial Edition ... a compendium of statistics from over 1000 sources last updated in the distant 1975, has been expanded to include over 37,000 data series—three times more than in the previous edition—and dozens of new topics ... The monumental five-volume work will be available in both print and electronic formats.”*

— Library Journal Reference Roundup

*“The Historical Statistics of the United States, Bicentennial Edition has been a key resource in any library’s reference collection. Cambridge, with its Millennial Edition, has provided a much needed update. Not only have the old tables been updated, but new tables have been added. Cambridge has expanded the very useful bibliographical section from the older Census editions and has added a series of scholarly essays as an introduction to the data chapters.”*

— John B. Phillips, Professor and Head, Documents Dept.  
Edmon Low Library, Oklahoma State University

*“Personally, I found this revision to be an outstanding achievement. The depth and scope of the material is impressive and when coupled with the ability to use the data electronically the HSUS becomes one of the premiere research tools for statistical analysis.”*

— Aimée C. Quinn, Assistant Professor  
and Assistant Documents Librarian  
Richard J. Daley Library, University of Illinois at Chicago

HISTORICAL STATISTICS  
OF THE UNITED STATES  
— MILLENNIAL EDITION —

Price Guidelines (Introductory Offer through Oct. 31, 2006)

Until Oct. 31 Reg. Price\*

Five Volume Print Edition

Precollege	\$825	\$990
Public Library	\$825	\$990
College	\$825	\$990
Corporations	\$825	\$990
Government	\$825	\$990
Individuals	\$825	\$990

Online Edition

NOTE: Suggested prices are for one-time purchase of the on-line edition; an annual maintenance fee of \$100 applies; Online Edition available exclusively through Cambridge University Press.

Precollege \$1,250 \$1,500

Public Libraries

Libraries serving < pop. 100k	\$1,250	\$1,500
Libraries serving pop. 100k-200k	\$2,500	\$3,000
Libraries serving pop. 200k-500k	\$3,015	\$3,620
Libraries serving pop. 500k-1 million	\$4,500	\$5,000
Libraries serving pop. 1 million+	Contact Cambridge University Press for quote	

Colleges (2- and 4-year)

Small (under 5,000 FTE)	\$1,900	\$2,400
Medium (5,000-10,000 FTE)	\$3,800	\$4,300
Large (10,000+ FTE)	Contact Cambridge University Press for quote	

Corporations	\$2,500†	\$3,000†
Government	\$2,500†	\$3,000†
Individuals	\$1,250	\$1,450

PRINT & ELECTRONIC BUNDLE

NOTE: Suggested prices are for one-time purchase of the on-line edition; an annual maintenance fee of \$100 applies; Bundle available exclusively through Cambridge University Press.

Until Oct. 31 Reg. Price\*

Precollege \$1,500 \$1,750

Public Libraries

Libraries serving < pop. 100k	\$1,550	\$1,850
Libraries serving pop. 100k-200k	\$2,800	\$3,100
Libraries serving pop. 200k-500k	\$3,315	\$3,615
Libraries serving pop. 500k-1 million	\$4,800	\$5,100
Libraries serving pop. 1 million+	Contact Cambridge University Press for quote	

Colleges (2- and 4-year)

Small (under 5,000 FTE)	\$2,200	\$2,700
Medium (5,000-10,000 FTE)	\$4,100	\$4,600
Large (10,000+ FTE)	Contact Cambridge University Press for quote	

Corporations	\$2,800†	\$3,300†
Government	\$2,800†	\$3,300†
Individuals	\$1,550	\$1,750

† Single site only

\*All terms are subject to change.

Cambridge University Press

Contact information:

Phone: 1-800-872-7423 ext. 4391

Email: HSUS@CAMBRIDGE.ORG



# Historical Statistics of the United States

MILLENNIAL EDITION

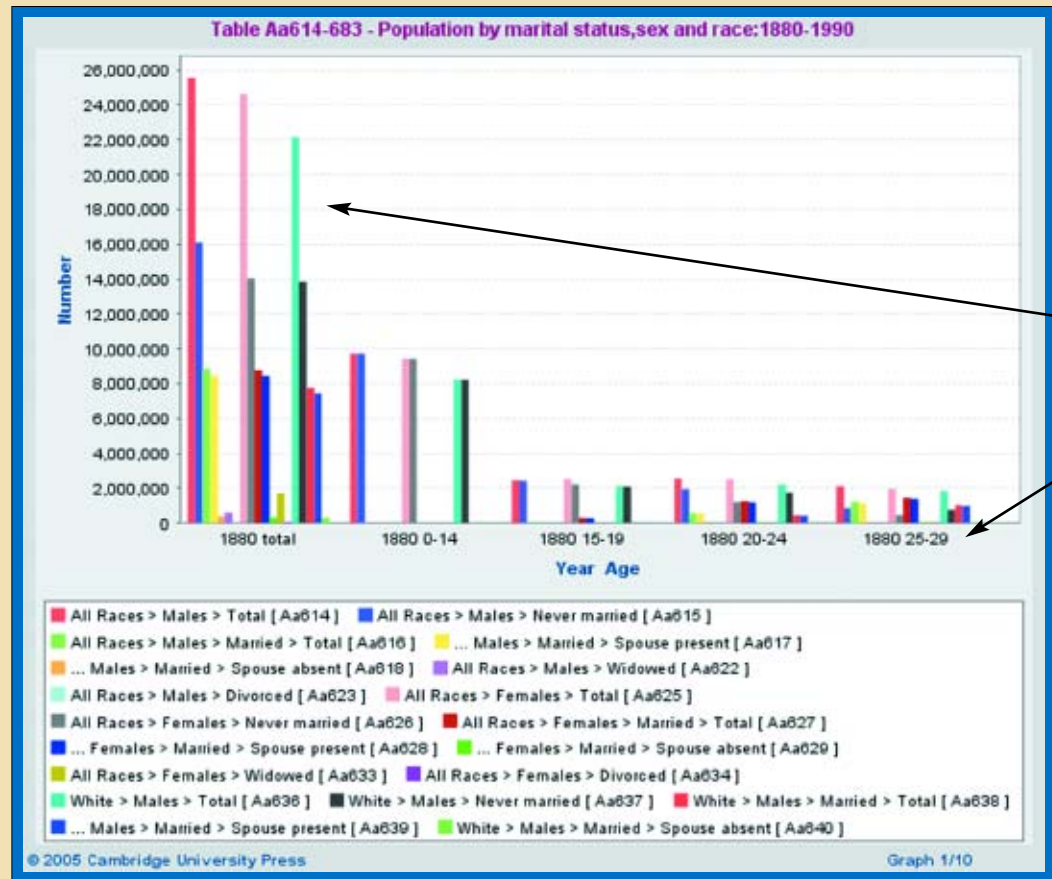
EDITORS

Susan B. Carter, Scott Sigmund Gartner, Michael R. Haines, Alan L. Olmstead, Richard Sutch, Gavin Wright



## Special Features!

- ★ One time purchase (not a subscription) for the online edition
- ★ Download tables in Excel or CSV
- ★ Download full citations in RIS, text, or CSV format
- ★ Create zip files of entire groups of tables
- ★ Bookmark tables or essays
- ★ View and print tables in PDF or HTML format
- ★ Give off-site users worldwide access to your organization's subscription
- ★ Enjoy the convenience of a downloadable MARC record
- ★ Track title activity via ICOL-compliant usage statistics
- ★ Pay-per-view feature available
- ★ Payment plans available
- ★ Special bundle price for print and online versions available exclusively from Cambridge University Press



- ★ Download tables in Excel or CSV
- ★ Create and download colorful charts, graphs, and plots
- ★ Sort by ascending or descending year

The online edition of the **Historical Statistics of the United States** will offer users a variety of methods to search the almost 2,000 tables and also the ability to download tables for use in spreadsheets and other applications.

Institutions wishing to purchase both the five volume print AND the online version of Historical Statistics will be eligible for a **special bundle price** available exclusively when you order directly through Cambridge University Press.

The online product is a one-time purchase, *not* a subscription.

**Payment plans** are available. For detailed pricing info, please e-mail us at: [hsus@cambridge.org](mailto:hsus@cambridge.org).

Purchase access to individual tables and essays using Cambridge's pay-per-view feature.

Take a tour of the site at: [www.cambridge.org/us/americanhistory/hsus/](http://www.cambridge.org/us/americanhistory/hsus/)

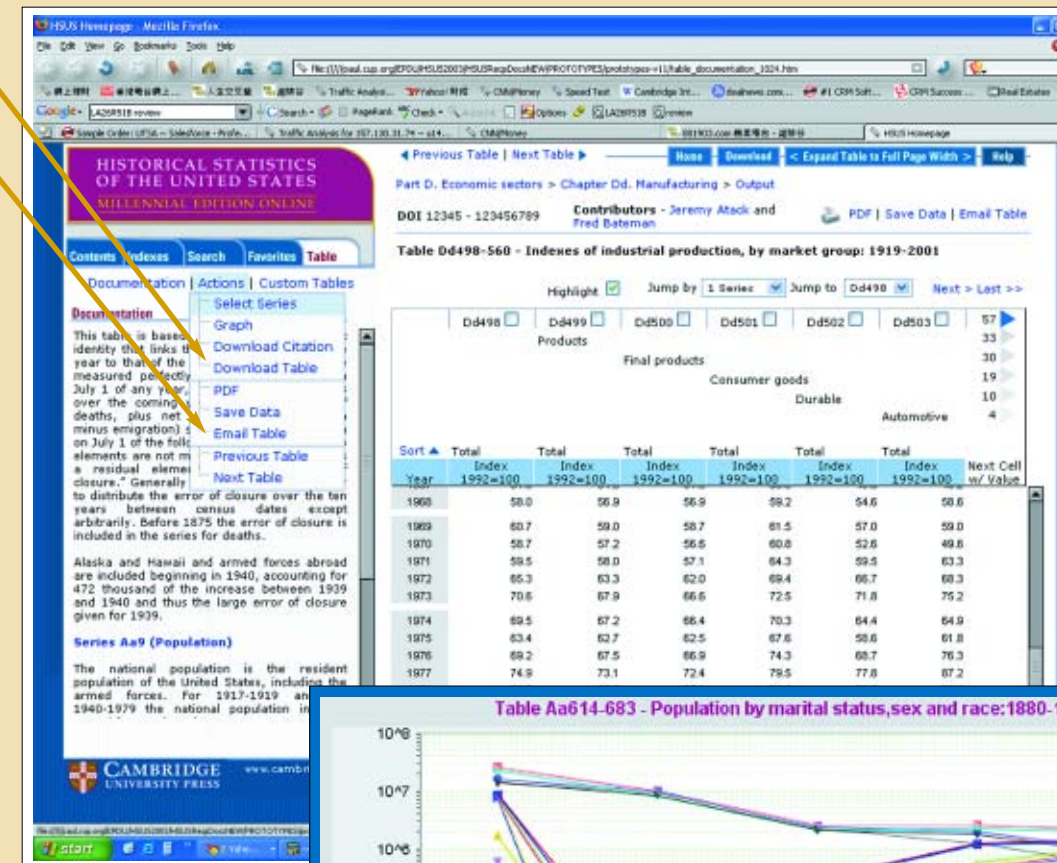
[www.cambridge.org/us/americanhistory/hsus/](http://www.cambridge.org/us/americanhistory/hsus/)

1-800-872-7423 ext. 4391

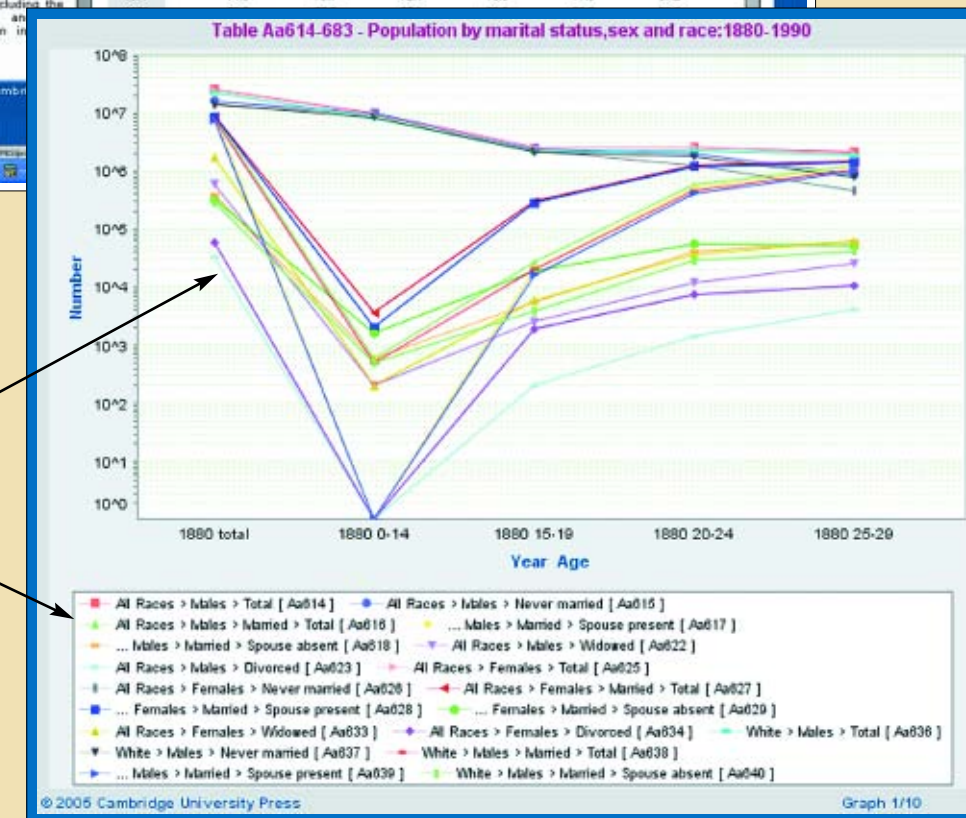
email: [hsus@cambridge.org](mailto:hsus@cambridge.org)



- ★ Download tables in Excel or CSV
- ★ E-mail a table or essay to a colleague
- ★ Advanced searching of the tables, their documentation, and essays
- ★ Save your search criteria
- ★ Search within a chapter or volume
- ★ Search term and contributor indexes
- ★ Access full documentation, sources, and footnotes by means of our online tables
- ★ Select certain years or series of years to view, download, print, or graph
- ★ Highlight table rows and columns for readability, jump to a certain table column (series), skip blank data cells



- ★ Download unrounded table data for more detailed statistical analyses
- ★ Customize the information most important to you
- ★ Merge columns from multiple tables to create custom tables, which can also be downloaded, printed, or graphed.



[www.cambridge.org/us/americanhistory/hsus/](http://www.cambridge.org/us/americanhistory/hsus/)

1-800-872-7423 ext. 4391

email: [hsus@cambridge.org](mailto:hsus@cambridge.org)



Visit us at:

[www.cambridge.org/us/americanhistory/hsus/](http://www.cambridge.org/us/americanhistory/hsus/)  
to learn more and to sign up for a free trial!