



Name: _____

Project 5 - Journey: 1 Build Skills

Look ahead

Read this worksheet carefully.

Make sure you understand:	Tick to show you understand
What you will be doing in this project	
What you will do in this lesson	

In this project you will be ...

- finding and using facts.

In order to ...

- create a poster about a holiday destination.

In this lesson you will ...

- make links between words and pictures

In order to ...

- start work on your poster in the next lesson.

With a teacher, discuss the skills in the table below. Decide which skills you already have and which you need to get better at.

SKILL	I can do this	I need to get better
Read and understand a timetable		
Understand how words and pictures create meaning together		
Present written information clearly		



Let's talk




Your teacher will ask you what you know about holidays.

- Why do people go on holiday?
- Where might you like to go on holiday?
- What might you like to do on holiday?

Big picture

a) Look at the pictures below. The words are from an advert for a holiday. Your teacher will show you the holiday advert later.

Write in the missing letters.

H _ l i d _ y s!			<input type="checkbox"/>
			
s _ _ <input type="checkbox"/>	s _ _ <input type="checkbox"/>	c _ _ y <input type="checkbox"/>	

b) Your teacher will now show you the holiday advert. Look for each of the words shown in the table above. When you spot the word in the advert, check your spelling and tick the box next to the word in the table if you have got it right.

c) Your teacher will call out some departure times for when the train leaves. Try to find them in the advert.

If you need help to tell the time using the 24-hour clock, tell your teacher.



Building Blocks

Words that describe things are called **adjectives**. They help to add detail to our writing.



Example:

A sunset

A red sunset



Adjective

Focus on details

Your teacher will show you some photos of things you might see on holiday. Choose a word from the Word Bank to describe each picture, or think of your own word. Write it down below.

Picture 1: _____ *market*

Picture 2: _____ *food*

Picture 3: _____ *carnival*

Word Bank




exciting nice busy

fun tasty colourful



Assess your progress

The table lists skills from this lesson. Tick to show what you can do now.

SKILL	 I did this on my own	 I did this with help	 It was a bit hard
Read and understand a timetable			
Understand how words and pictures create meaning together			
Present written information clearly			

Want to say more? Write it here. You can ask a teacher for help.

Word Bank						
good	liked	listening	reading	writing	speaking	planning
