

The Journal of Laryngology and Otology

EDITED BY

A. LOGAN TURNER AND J. S. FRASER

Contents

- MALIGNANT TUMOURS OF THE OESOPHAGUS Dr JEAN GUISEZ
THE INFLUENCE OF ANÆSTHESIA OF PERIPHERAL NERVES
ON PERIPHERAL AND CENTRAL PAST-POINTING Prof. Dr ANT. PŘECECHTĚL
BLEEDING IN TONSIL OPERATIONS J. K. MILNE DICKIE

CLINICAL RECORDS:—

- A CASE OF XANTHOMA TUBEROSUM, WITH EXTENSIVE
DISTRIBUTION OF THE XANTHOMATOUS NODULES
ON THE MUCOUS MEMBRANE OF THE RESPIRA-
TORY TRACT A. LOGAN TURNER
SEVERE EARLY SYMPTOMS AN INDICATION FOR
OPENING THE TYMPANIC ANTRUM IN ACUTE
SUPPURATION OF THE MIDDLE EAR DAN M'KENZIE

SOCIETIES' PROCEEDINGS:—

- ROYAL SOCIETY OF MEDICINE—SECTION OF OTOTOLOGY.
SCOTTISH SOCIETY OF OTOTOLOGY AND LARYNGOLOGY.

ABSTRACTS:—

- THE EAR. THE NOSE. THE PHARYNX. REVIEW OF BOOK.
OUTLINE DIAGRAM OF THE LARYNX—RUBBER STAMP. Sir ST CLAIR THOMSON

GENERAL NOTES.

Edinburgh: Oliver and Boyd
London: 33 Paternoster Row

Monthly, 4/- net

Annual Subscription, 40/- net

The Journal of Laryngology and Otology

(Founded in 1887 by MORELL MACKENZIE and NORRIS WOLFENDEN)

EDITED BY

A. LOGAN TURNER AND J. S. FRASER

ASSISTED BY

DOUGLAS GUTHRIE AND IRWIN MOORE

1. Original Articles are accepted on the condition that they have not been published elsewhere.

2. Manuscripts should be typewritten, on one side only of the paper, and well spaced.

3. Galley proofs and engraver's proofs of illustrations are sent to the author. Corrections, which should be kept to a minimum, must be clearly marked and no additional matter should be added.

4. The order for reprints should be sent when returning galley proofs, and for this purpose special forms are supplied, on which the price of the reprints is stated.

5. Authors of Original Communications on Oto-Laryngology in other Journals are invited to send a copy, or two reprints, to the *Journal of Laryngology*. If they are willing, at the same time, to submit their own abstract (in English, French, Italian, or German) it will be welcomed.

6. Editorial Communications should be addressed to "EDITORS, *Journal of Laryngology*, c/o Messrs OLIVER AND BOYD, Tweeddale Court, Edinburgh."


7. The Annual Subscription is Forty Shillings, post free, and is payable in advance.

8. Single copies of back numbers, both of the present and the previous series, are on sale at Four Shillings each.

9. An Annual Subscription can be commenced with any number of the Journal, and the preceding numbers of the current year can be purchased at Four Shillings each.

UNITED STATES OF AMERICA

Orders for this Journal, for single parts or yearly subscriptions, can be sent either through a local bookseller, or to Messrs G. E. STECHERT & CO., 31-33 East 10th Street, New York.



CHEVALIER JACKSON'S INSTRUMENTS FOR ŒSOPHAGOSCOPY, LARYNGOSCOPY, AND BRONCHOSCOPY

New Models as made for Walter G. Howarth, F.R.C.S.

Each Instrument is made in accordance with the details of Chevalier Jackson's most recent models, and each is supplied with a *spare light carrier*, i.e., 2 light carriers and 2 lamps. All the models have been redesigned with a view to rendering them more easily cleansed; all the crevices and corners for the dirt have been taken away.

To ensure better visibility the tips of the forceps are *black*.

The Howarth-Jackson's Instruments are **less expensive than other American or English models**, and a further economy has been effected by rendering the instrument tips interchangeable, thus reducing the number of forceps handles and tips required.

The lamps are 2.5 volt and more durable than the usual models.



Telegrams—"DOWN, LONDON."

Telephonic—HOP 4400 (4 lines).

Manufactured only by

DOWN BROS., LTD.

SURGICAL INSTRUMENT MAKERS

21 and 23 ST THOMAS'S STREET

LONDON, S.E. 1

(Opposite Guy's Hospital)

NOW READY. Demy 8vo, 424 pp. With 222 Text Illustrations and 12 Plates, of which 8 are in Colour. 20s. net, Postage 9d.

DISEASES OF THE NOSE, THROAT, AND EAR

FOR PRACTITIONERS AND STUDENTS

Edited by
A. LOGAN TURNER, M.D., F.R.C.S. (Ed.)
Senior Lecturer on Diseases of the Ear, Nose, and Throat, University of Edinburgh

With the collaboration of
J. S. FRASER, M.B., F.R.C.S. (Ed.) **J. D. LITHGOW, M.B., F.R.C.S. (Ed.)**
W. T. GARDINER, M.C., M.B., F.R.C.S. (Ed.) **G. EWART MARTIN, M.B., F.R.C.S. (Ed.)**
Lecturers on Diseases of the Ear, Nose, and Throat, University of Edinburgh

and
DOUGLAS GUTHRIE, M.D., F.R.C.S. (Ed.)
Lecturer on Diseases of the Ear, Nose, and Throat, School of Medicine of the Royal Colleges, Edinburgh

PRESS NOTICES

"The illustrations are many and good, the book is well balanced and clearly written, and may confidently be recommended for the use of students and practitioners."—*Lancet*.

"The high standard of efficiency of the work of those engaged in the specialty in the Edinburgh School of Medicine is highly reflected in this book, and the editor and his collaborators are to be very warmly congratulated on producing a work of the highest merit."—*Edinburgh Medical Journal*.

"Will prove of the greatest value to students and indeed to those devoting themselves to the specialty."—*Journal of Laryngology and Otology*.

BRISTOL: JOHN WRIGHT & SONS LTD. LONDON: SIMPKIN & CO. LTD.

THE NEW ELECTRIC AURISCOPE

(BRUNTON'S PRINCIPLE)

LONDON MADE THROUGHOUT

Battery Contained in Handle
(Ever-ready No. 2015)

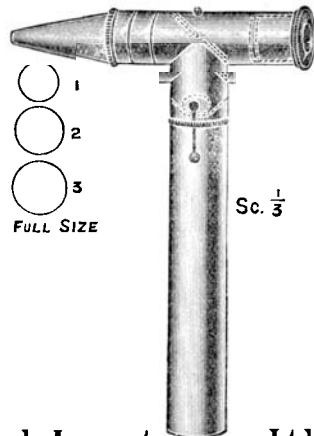
Standard Type

**Adjustable Focus, complete with
Spare Battery and Lamp in
Satin Lined Case**

Price 32s. 6d.

(With Laryngeal Mirror and Tongue Depressor, 4/- extra)

Illustrated general Catalogue on application



The General Radiological and Surgical Apparatus Co., Ltd.

204/6 GREAT PORTLAND STREET, LONDON, W. 1.

Telegrams: EQUISPITAL-WESDO-LONDON.

Telephone (2 lines): MUSEUM 1719 and 8326.

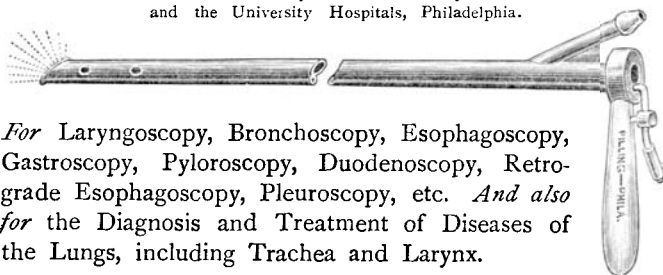
Awarded Grand Prix, Medical Congress, 1913

CONTENTS

	PAGE
MALIGNANT TUMOURS OF THE ŒSOPHAGUS. Dr Jean Guisez, Paris	213
THE INFLUENCE OF ANÆSTHESIA OF PERIPHERAL NERVES ON PERIPHERAL AND CENTRAL PAST-POINTING. Professor Dr Ant. Přecechtěl	233
BLEEDING IN TONSIL OPERATIONS. J. K. Milne Dickie, M.D., F.R.C.S.Ed., Ottawa, Canada.	243
CLINICAL RECORDS—	
A Case of Xanthoma Tuberosum, with Extensive Distribution of the Xanthomatous Nodules on the Mucous Membrane of the Respiratory Tract. A. Logan Turner, M.D., F.R.C.S.Ed.	249
Severe Early Symptoms an Indication for opening the Tympanic Antrum in Acute Suppuration of the Middle Ear. Dan M'Kenzie	252
SOCIETIES' PROCEEDINGS—	
Royal Society of Medicine—Section of Otolology	255
Scottish Society of Otolology and Laryngology	263
ABSTRACTS—	
The Ear	272
The Nose	276
The Pharynx	277
REVIEW OF BOOK	279
OUTLINE DIAGRAM OF THE LARYNX—RUBBER STAMP. Sir St Clair Thomson	281
GENERAL NOTES	281

NEW CATALOGUE OF PILLING - MADE INSTRUMENTS USED BY THE STAFF OF THE CHEVALIER JACKSON CLINICS READY APRIL FIRST 1925

Exact reproduction of the latest instrument used by Dr Chevalier Jackson and his associates in the Bronchoscopic Clinics at the Jefferson and the University Hospitals, Philadelphia.



For Laryngoscopy, Bronchoscopy, Esophagoscopy, Gastroscopy, Pyloroscopy, Duodenoscopy, Retrograde Esophagoscopy, Pleuroscopy, etc. *And also for* the Diagnosis and Treatment of Diseases of the Lungs, including Trachea and Larynx.

The George P. Pilling & Son Co., N.E. Cor. Arch and 23rd Streets, Philadelphia, Pa., U.S.A.

CABLE ADDRESS—"SURGICAL, PHILADELPHIA"