

Original Article

Cite this article: Johansson T, Tishelman C, Eriksson LE, Cohen J, Goliath I (2023). Factors associated with death literacy among Swedish adults: A cross-sectional exploratory study. *Palliative and Supportive Care*. <https://doi.org/10.1017/S1478951523000548>

Received: 08 November 2022

Revised: 13 March 2023






Accepted: 23 April 2023

Keywords:

Public health; Health promotion; Attitude to death; Competence

Corresponding author: Therese Johansson;
Email: therese.johansson@kcl.ac.uk

Factors associated with death literacy among Swedish adults: A cross-sectional exploratory study

Therese Johansson, PH.D.^{1,2} , Carol Tishelman, PH.D., R.N.^{3,4} , Lars E. Eriksson, PH.D., R.N.^{1,5,6} , Joachim Cohen, PH.D.⁷  and Ida Goliath, PH.D., R.N.^{1,8} 

¹Department of Neurobiology, Care Sciences and Society, Karolinska Institutet, Huddinge, Sweden; ²Cicely Saunders Institute of Palliative Care, Policy & Rehabilitation, Florence Nightingale Faculty of Nursing, Midwifery & Palliative Care, King's College London, London, UK; ³Department of Learning, Informatics, Management and Ethics, Karolinska Institutet, Solna, Sweden; ⁴Health Care Services Stockholm County, Stockholm, Sweden; ⁵School of Health and Psychological Sciences, City, University of London, London, UK; ⁶Medical Unit Infectious Diseases, Karolinska University Hospital, Huddinge, Sweden; ⁷End-of-Life Care Research Group, Vrije Universiteit Brussel and Ghent University, Brussels, Belgium and ⁸Stockholm Gerontology Research Center, Stockholm, Sweden

Abstract

Objectives. Death literacy is a recent conceptualization representing both individual and community competence, for example, a set of knowledge and skills for engaging in end-of-life-related situations. Little is yet known about which factors are associated with death literacy. A cross-sectional survey using the Swedish version of the Death Literacy Index, the DLI-S, was therefore conducted to explore associations between death literacy and sociodemographic, health, and experience variables.

Methods. A quota sample of 503 adults (mean age 49.95 ± 17.92), recruited from an online Swedish survey panel, completed a survey comprising the DLI-S and background questions.

Results. A hierarchical regression model with 3 blocks explained 40.5% of the variance in death literacy, $F(22, 477) = 14.75$. The sociodemographic factors age, gender, education, widowhood, and religious/spiritual belief accounted for 13.7% of the variance. Adding professional care factors contributed to an additional 15.8% of variance, with working in health care being significantly associated with death literacy. Including experiential factors explained another 11.0% of the variance, of which experiences of caring for and supporting dying and grieving people, both in a work, volunteer, or personal context, were positively associated with death literacy.

Significance of results. This study contributes a tentative explanatory model of the influence of different factors on death literacy, outlining both direct and indirect associations. Our findings also support the hypothesized experiential basis for death literacy development in the Swedish context. The moderate degree of overall variance explained suggests there may be additional factors to consider to better understand the death literacy construct and how its development may be supported.

Introduction

Due to aging populations and prolonging dying trajectories, many countries, including Sweden, are experiencing a growing demand for end-of-life (EOL) care. Consequently, EOL care provision has been identified as a public health challenge requiring a shift toward care provided by caregivers in the community (Cohen and Deliens 2012). A critical prerequisite for increased civic involvement in EOL care, however, is competence and preparedness to engage with dying and death. There is therefore a steadily increasing interest for new public health approaches to EOL care focusing on competence building in the community (D'Eer et al. 2022; Sallnow et al. 2016).

General EOL competence, beyond the purview of care professionals only, has recently been conceptualized as death literacy, that is, a multidimensional construct encompassing knowledge and skills needed to access, understand, and act on EOL care options (Leonard et al. 2021) and preparedness for engaging with EOL-related issues (Hayes et al. 2020). The concept of death literacy was developed in Australia from a research by Horsfall et al. (2012, 2015) and represents how experiences of caring for and supporting a dying person at home had transformative effects on awareness, knowledge, and skills in relation to dying and death and attitudes to engaging in EOL care provision (Noonan et al. 2016). Dimensions of death literacy are said to build on the construct of health literacy (Noonan et al. 2016).

© The Author(s), 2023. Published by Cambridge University Press. This is an Open Access article, distributed under the terms of the Creative Commons Attribution licence (<http://creativecommons.org/licenses/by/4.0/>), which permits unrestricted re-use, distribution and reproduction, provided the original article is properly cited.

There are several motivations behind efforts to build death literacy. One is to balance the professionalization of EOL care by emphasizing the role of community support for dying people (Kellehear 2013). Another is to promote and support proactive EOL care measures, such as advance care planning (Banner et al. 2019). Furthermore, competence building is central to accommodate a shift toward community-based EOL care provision to address growing palliative care needs (Etkind et al. 2017).

The death literacy construct is operationalized and measured in the Death Literacy Index (DLI), developed to measure levels of death literacy in adults and evaluate EOL-related educational initiatives (Leonard et al. 2021). Unraveling factors associated with death literacy might be helpful for understanding the construct and how it develops. During the instrument development process, some sociodemographic variables, that is, older age, having children, relationship status, religious belief, and origin, were found to correlate with death literacy (Leonard et al. 2021, 2020). Older age has also been found to correlate with Bugen's (1981) seminal notion of "death competence," which involves people's self-perceived ability to cope with dying and death (Miller-Lewis et al. 2019).

Gender and education level have also been identified as influential factors of the theoretically linked health literacy construct (Martin et al. 2009; van der Heide et al. 2016). Furthermore, since death literacy encompasses experience-based competence, it is likely that interactions with the health-care system, either professionally or as a patient or relative, might contribute to death literacy, as indicated by findings from Graham-Wisener et al. (2022). However, research about death literacy is scarce, and its association with sociodemographic, health, and experiential factors has not yet been thoroughly examined. The aim of this study is therefore to explore factors associated with death literacy, as measured

by the Swedish version of the DLI (henceforth: DLI-S). An additional research question was examined: What are the relationships between factors? We also present a model of posited explanatory pathways, which might guide future research.

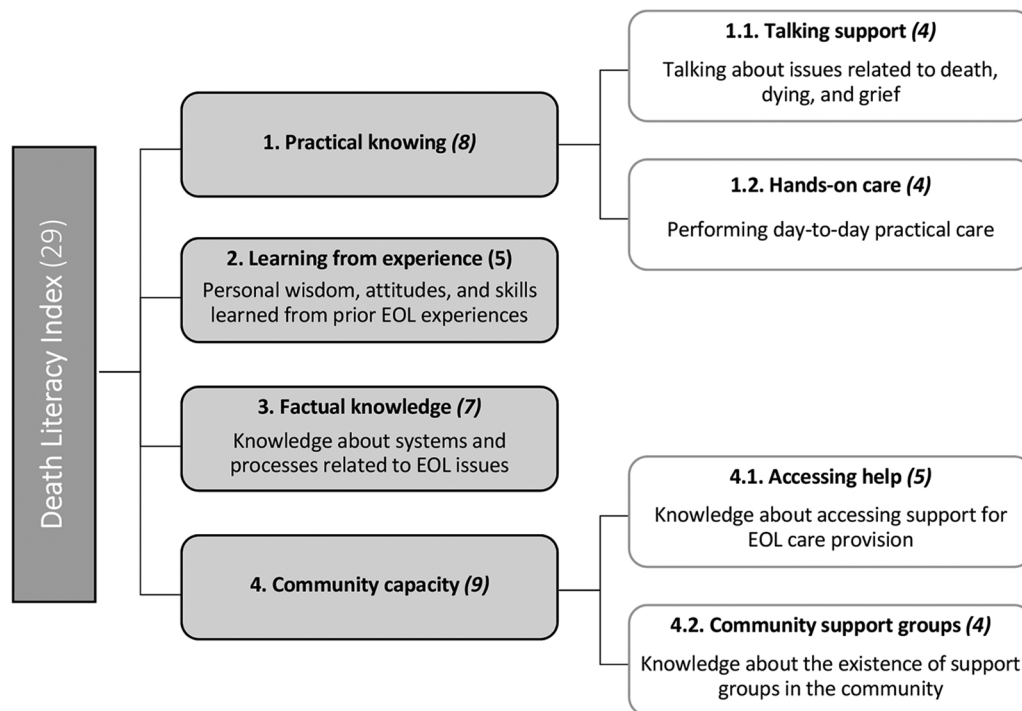
Methods

Study design

This cross-sectional explorative study analyses data from an online survey. The study was approved by the Swedish Ethics Review Authority (reference 2021-00915) and adhered to the ethical principles of the Helsinki Declaration (World Medical Association 2013).

The Death Literacy Index

As illustrated in Fig. 1, the original Australian DLI encompasses 4 main scales: (1) *Practical knowing*, which consists of the subscales (1.1) *Talking support* (4 items) and (1.2) *Hands-on care* (4 items); (2) *Learning from experience* (5 items), (3) *Factual knowledge* (7 items), and (4) *Community capacity*, which contains the subscales (4.1) *Accessing help* (5 items) and (4.2) *Community support groups* (4 items) (Leonard et al. 2020). The DLI contains 29 self-report items that are answered with ordered categories on a 5-point Likert-type scale, often ranging from "do not agree at all" to "strongly agree." The DLI is scored by calculating transformed mean scores, ranging from 0 to 10, for the full instrument, each scale, and subscale. Higher scores indicate greater death literacy, and the total composite score represents overall death literacy (Leonard et al. 2021). The validity of the factor structure has been supported,



Notes: EOL=end-of-life

Figure 1. Overview of the dimensional scales and corresponding subscales of the Death Literacy Index (*n* of items). EOL = end of life.

and the DLI has demonstrated good internal consistency reliability, for example, Cronbach's alphas of scales ranging above 0.8, in the original Australian context (Leonard et al. 2021). Similar psychometric properties were recently found with a sample in the United Kingdom (Graham-Wisener et al. 2022). The original English-language DLI is provided in Supplement file 1.

The Swedish version of the Death Literacy Index

In 2021, the culturally adapted Swedish-language DLI was developed and tested in Sweden. The multistep translation and adaptation process is beyond the scope of this article but is described in detail elsewhere (Johansson 2022). The DLI-S was found to exhibit good validity in terms of content, response processes, and internal structure, with satisfactory psychometric properties for internal consistency (Cronbach's $\alpha = 0.94$, α for scales ranging 0.81–0.93), test–retest reliability, and factor structure (Johansson 2022). The DLI-S and its back-translation to English are provided in Supplement file 2.

Participants and procedure

Data were collected online during September–October 2021 through a survey distributed by a survey agency with an existing panel of approximately 100,000 adults in Sweden. The sampling plan is shown in Figure 2. Survey invitations were sent to a quota sample ($n = 2911$) from the panel, stratified by gender, age, and region, to consider the heterogeneity in the Swedish population. Panel members are compensated at the rate of 1 SEK (€0.08/€0.1/\$0.12) per minute and can convert accumulated compensation to gift vouchers or charity donations.

Participants were informed about the study's aim, topic, and procedure, and their right to withdraw at any time, and provided

informed consent before being able to access the survey. In total, 503 (17%) participants completed the survey, which consisted of the DLI-S followed by questions about sociodemographic characteristics and EOL-related experiences. These questions are presented in Supplement file 3. Risk to participants was considered low; while survey questions about the EOL have been found to possibly affect immediate mood, cause of lasting harm is unlikely (Labott et al. 2013). All data were pseudonymized by the data collection agency prior to researcher access.

Data analysis

Statistical analyses were performed in SPSS (IBM, version 28), with statistical significance set as $p \leq 0.05$. Participants' total DLI-S score was used as the outcome measure of death literacy. Sociodemographic, health, and experience-based factors were used as explanatory variables. Country of origin was not included due to the low counts and heterogeneity within the foreign-born participant group. Direction and strength of bivariate associations between variables and death literacy were assessed using linear regression models. Polychotomous variables were dummy coded or combined to create mutually exclusive variables (see Supplement file 3). Only variables with statistically significant bivariate regression coefficients were retained for continued analysis.

Hierarchical regression analysis was used to estimate the collective and relative association of retained variables with death literacy. To select parameters for the regression model, a directed acyclic graph (DAG), also called causal diagram, was created using DAGitty (Textor et al. 2016). In these graphs, explanatory and outcome variables are represented as nodes, with arrows between them indicating a causal relationship assessed on the basis of assumptions about temporality, face validity, and theory (Ferguson et al. 2020). Absence of an arrow indicates no suggested relationship.

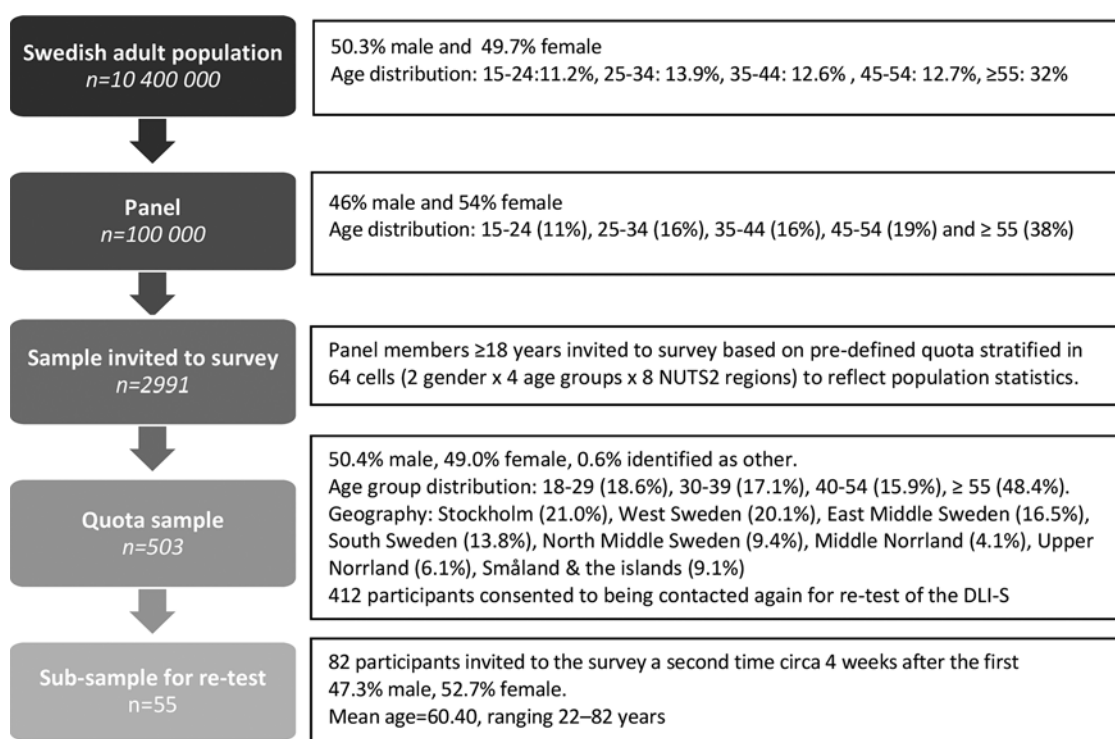


Figure 2. Sampling plan for the survey. Swedish population size in 2020, rounded off to the nearest 100,000.

In this study, the DAG served as a template to postulate pathways, both direct and indirect, between explanatory variables and outcome. This process, summarized in Supplement file 4, enabled more informed decisions for constructing the regression model by distinguishing potential confounding and mediating variables to control for (Williamson *et al.* 2014). Based on the DAG, a hierarchical regression analysis was conducted with 3 blocks. The model in the first block examined the influence of sociodemographic and health factors. In the second block, professional care background and EOL-related education or training were added to the model. In the third block, experiential factors were included in the model. Homoscedasticity of variables in the regression model, that is, whether residuals are equally distributed, was supported through visual inspection of P–P plots (Osborne and Waters 2002). Multicollinearity was evaluated using paired Spearman's ρ correlation coefficients between variables and variance inflation factors (VIF) for each variable.

Results

Descriptive statistics

The 503 participants ranged in ages from 18 to 86 ($\bar{x} = 49.95$, $SD = 17.92$). Further participant characteristics are presented in Table 1. There were no missing values, as a mandatory response procedure was used, requiring all survey questions to be answered for participants to continue. Total DLI scores were normally distributed in the sample. The mean total DLI-S score in this sample was 5.15 ($SD = 1.86$, range = 0.61–10).

Bivariate regression analysis

Results of bivariate linear regression analyses between death literacy and explanatory variables are shown in Table 2. Two variables, *Distant personal loss* and *Attending end-of-life event*, were excluded from further analysis as their correlations to death literacy were not statistically significant. Since only one category, being widowed, was significant from the variable *Household composition*, it was recoded as a separate dichotomized variable in the regression model.

Hierarchical regression analysis

Multicollinearity was found not to be problematic, with all variables having a $VIF < 5$. The matrix for pairwise correlation coefficients is presented in Supplement file 5. There was one strong correlation between *widowhood* and *tertiary education*, which likely resulted from the low number of widowed people ($n = 11$), making the percentual differences large even if the counts are not. All variables were therefore retained for continued analysis.

As depicted in Figure 3, the DAG illustrates an exploratory model of posited direct and indirect paths between death literacy and 16 explanatory variables. The results of the hierarchical model are shown in Table 3. The final model accounted for 40.5% of the variance in death literacy, $F(22, 477) = 14.75$, $p < 0.001$.

The first block included the sociodemographic factors age, gender, education, health status, widowhood (both men and women), and religious belief, which together accounted for 13.7% of the variance in death literacy. In the second block, professional care background and EOL education or training contributed an additional 15.8% of variance. In the third block, EOL-related experiences were included, accounting for another 11.0% of variance. In this final

Table 1. Participant characteristics ($n = 503$)

Participant characteristics	<i>n</i>	%
Gender		
Male	253	50.4
Female	246	49.0
Nonbinary or trans	3	0.6
Highest level of completed education (ISCED)		
Lower secondary education or less	42	8.4
Upper secondary education	231	45.9
Tertiary education, diploma or higher	230	45.7
Household composition		
Single, children living at home	19	3.8
Single, no children at home	104	20.9
Partner, children living at home	124	24.9
Partner, no children at home	240	48.2
Widowed, with or without children	11	2.2
Country of origin		
Sweden	467	92.8
Nordic countries, excluding Sweden	14	2.8
Europe, excluding Nordic countries	12	2.4
Oceania	1	0.2
South America	3	0.6
Middle East	4	0.8
Asia	1	0.2
Africa	1	0.2
Mother's/Father's origin		
Sweden	428/429	85.2/85.3
Nordic countries	39/32	7.8/6.3
Europe, excluding Nordic countries	18/20	3.6/4.0
Outside Europe	17/22	3.4/4.4
Health status ^a		
Excellent	50	9.9
Very good	176	35.0
Good	169	33.6
Fair	79	15.7
Poor	26	5.2
Religious belief		
I believe there is a God	71	14.1
I believe there is a spiritual life force	128	25.4
I don't know what to believe	148	29.4
I don't believe there is a god or life force	156	31.0
Work or volunteer experience ^b		
Worked with people at the EOL	73	14.5

(Continued)

Table 1. (Continued.)

Participant characteristics	<i>n</i>	%
Volunteered with people at the EOL	29	5.8
Worked with supporting people in grief	50	9.9
Volunteered with supporting people in grief	30	6.0
Current or prior work in the care sector ^b		
Health care	72	14.3
Social care	51	10.1
EOL experiences (any of the below) ^b	475	94.4
Close personal loss (family member, close relative, or friend)	413	82.1
Loss of a relative or acquaintance	287	57.1
Own life-threatening illness	46	9.1
Support someone with a life-threatening illness	116	23.1
Support a bereaved person	177	35.2
Provide care for a relative at the EOL	67	13.3
Professional EOL care provision	57	11.3
Attending EOL-related event	155	30.8
EOL-related education or training	70	13.9
No experience	28	5.6

EOL = end of life; ISCED = International Standard Classification of Education;

^aDo not wish to answer = 3

^bQuestion with multiple response options allowed, that is, the variable denominator ≠ 503.

model, 8 variables were significantly associated with death literacy. Among the sociodemographic factors, widowhood ($b = 1.55$, $p < 0.001$), being older ($b = 0.01$, $p = 0.001$), and having a religious or spiritual belief ($b = 0.25$, $p = 0.002$) were positively correlated with death literacy, as was having worked in health care ($b = 0.61$, $p = 0.017$). Both professional ($b = 1.06$, $p < 0.001$) and personal ($b = 0.94$, $p < 0.001$) experience of EOL care provision, having supported a bereaved person ($b = 0.54$, $p = 0.001$), and having done paid work with dying and/or grieving people ($b = 0.51$, $p = 0.048$) were experiential factors significantly associated with higher death literacy.

Discussion

Main findings

Using bivariate and hierarchical multivariable regression analyses, this study shows associations between sociodemographic, health, and experiential factors and death literacy in a Swedish sample. Building on theoretical assumptions and Leonard et al.'s (2021) empirical research, our findings support the hypothesized relationship between direct lived experiences of EOL-related situations and death literacy, whether in formal or informal care contexts. Furthermore, this study highlights associations between a number of sociodemographic factors and higher death literacy, primarily older age, widowhood, and identifying as religious or spiritual. We did not, however, find a significant association to gender or education level, which have otherwise been shown to correlate with higher awareness of palliative care in the general public,

internationally (Collins et al. 2020; Patel and Lyons 2020) and in Sweden (Westerlund et al. 2018).

Being widowed, regardless of gender, showed the single strongest association with death literacy in our final model. While widowhood is theoretically linked to several direct EOL experiences, for example, supporting someone with life-threatening illness, providing care at the EOL, and loss, the effect was still strong after controlling for these factors. This suggests that there may be additional experiential aspects of widowhood that contribute to death literacy but were unaccounted for in this study. One such aspect could be that the closeness of the relationship with the dying person might influence the level of involvement as well as the salience of the experience. A close relationship likely entails greater involvement in care decision-making, which should, in theory, increase the *Factual knowledge* scale. Furthermore, a close relationship might heighten the emotional impact of an EOL experience, thereby potentially affecting a scale like *Learning from experience*. The suddenness of death and duration of illness might also alter the influence of widowhood. Such underlying aspects of widowhood and their association with death literacy remains a question to explore in future studies.

Overall, our study complements the existing literature by providing data from a new context that further support the assumption that death literacy is primarily associated with experiential factors. For example, there were several variables that were no longer statistically significant when experiential variables were entered into the hierarchical regression model. The significant negative association between health status and death literacy, that is, participants with poorer health had higher scores, did not remain when experiential factors were added. Curiously, the same tendency was found with experiences of life-threatening illness: neither experience of own illness nor supporting someone else remained significantly associated with death literacy when other variables were accounted for.

The significant, albeit weak, association between religious/spiritual belief and death literacy shown here support previous Australian findings (Leonard et al. 2021). Religiosity has been shown to affect death attitudes in older people with chronic illness (Daaleman and Dobbs 2010) and influence engagement in advance care planning (de Vries et al. 2019; Miyashita et al. 2021). Sweden, however, is known for being among the most secularized countries in the world (Hagevi 2012). Nevertheless, Hagevi (2012) has showed that religiosity is more prevalent in Sweden when defined broadly as spirituality by including beliefs in some kind of life force. Our study supports this, although it should be noted that the sample is not representative of the Swedish population, for example, regarding proportion of foreign-born persons, and the proposed model may therefore underestimate the role of religiosity (Hagevi 2017). One possible explanation for the association found could be that experiences of dying and death might awaken religiosity or spirituality. Alternatively, the association might be explained by more exposure to reflection and conversation about dying and death in religious or spiritual contexts, such as EOL-related volunteering. It should, however, be recognized that palliative care is generally publicly funded and run in Sweden, and there is relatively little public engagement in the form of volunteerism and charity work (Groeneveld et al. 2017; Vleminck et al. 2022). Thus, potential mechanisms for these findings also demand further exploration.

Implications for practice

Self-perceived EOL competence is known to affect both professional (Grubb and Arthur 2016) and family caregiver's

Table 2. Results of bivariate linear regression analysis between explanatory variables and death literacy (total Death Literacy Index score^a)

Explanatory variable		Unstandardized β (95% CI)	Standardized β	SE	p
Gender	Female vs. male	0.66 (0.33–0.98)	0.176	0.16	<0.001
Age	Age (in years)	0.02 (0.01–0.03)	0.180	0.01	<0.001
Education level	Upper secondary vs. lower secondary	0.29 (–0.31 to 0.90)	0.079	0.31	0.341
	Tertiary vs. lower secondary	0.70 (–0.09 to 1.31)	0.187	0.31	0.025
Health status	Fair vs. poor	–0.99 (–1.78 to –0.21)	–0.195	0.40	0.013
	Good vs. poor	–0.93 (–1.65 to –0.20)	–0.236	0.37	0.013
	Very good vs. poor	–1.03 (–1.75 to –0.30)	–0.264	0.37	0.006
	Excellent vs. poor	–1.47 (–1.84 to –0.41)	–0.237	0.43	<0.001
Household composition	Single with children vs. single, no children	0.69 (–0.21 to 1.59)	0.066	0.46	0.133
	Partner, no children vs. single, no children	0.30 (–0.13 to 0.71)	0.066	0.21	0.169
	Partner with children vs. single, no children	0.02 (–0.45 to 0.50)	–0.006	0.24	0.931
	Widowed vs. single, no children	1.95 (0.81–3.10)	0.143	0.58	<0.001
Religious belief	Agnostic vs. atheist	0.04 (–0.37 to 0.45)	0.011	0.21	0.836
	Religious/spiritual belief vs. atheist	0.77 (0.56–1.58)	0.203	0.20	<0.001
Health-care profession	Yes (current or prior) vs. no	2.07 (1.64–2.50)	0.390	0.22	<0.001
Social care profession	Yes (current or prior) vs. no	0.79 (0.25–1.32)	0.128	0.27	0.004
EOL education	Yes (any length) vs. no	2.12 (1.69–2.55)	0.395	0.22	<0.001
Paid work with dying and/or grieving people	Yes vs. no	2.05 (1.67–2.44)	0.422	0.20	<0.001
Volunteer work with dying and/or grieving people	Yes vs. no	1.34 (0.79–1.90)	0.207	0.28	<0.001
Distant personal loss	Yes vs. no	0.17 (–0.15 to 0.51)	0.047	0.17	0.293
Close personal loss	Yes vs. no	0.71 (0.29–1.14)	0.147	0.21	<0.001
Support bereaved person	Yes vs. no	1.23 (0.91–1.55)	0.316	0.17	<0.001
Own life-threatening illness	Yes vs. no	0.58 (0.02–1.15)	0.091	0.29	0.042
Supporting someone with life-threatening illness	Yes vs. no	1.45 (1.08–1.82)	0.329	0.19	<0.001
Caring at the EOL	Yes vs. no	1.90 (1.45–2.35)	0.347	0.23	<0.001
Professional EOL care	Yes vs. no	2.61 (2.15–3.07)	0.445	0.23	<0.001
Attending EOL-related event	Yes vs. no	–0.15 (–0.50 to 0.20)	–0.037	0.18	0.404

EOL = end of life.

^aRanging 0–10, with higher scores indicating greater death literacy.

behavior and health (Henriksson and Årestedt 2013). The death literacy concept encompasses several dimensions of knowledge and skills of importance for how EOL competence can be understood and developed both in the general public and organizations. The growth of community-based EOL care initiatives and increasing reliance on social care staff and family caregivers to support dying people (Bone *et al.* 2018; Petrova *et al.* 2021) further emphasizes the necessity for competence-building efforts in these contexts, where increasing ability to access, understand, and act on EOL and death care options will be central objectives.

Experiential factors were found to influence the relationships between explanatory variables and outcome. Thus, lived EOL experience, rather than training in care provision (e.g., EOL education

or having worked in a health-care profession), appears to be crucial for death literacy development. This finding raises questions about whether, and how, death literacy can be fostered through educational initiatives. For example, is it enough to encounter situations related to the EOL or is reflection or other forms of facilitated integration needed to build death literacy? Furthermore, what level of engagement in EOL situations is prerequisite and/or optimal for death literacy development? Leonard *et al.* (2021) argue that some of the skills that make up death literacy may not be easily translated into didactics. We have previously shown that exercises that promote reflection, introspection, and knowledge exchange supported development of EOL competence in eldercare (Johansson *et al.* 2021). Overall, this study adds to prior literature, suggesting that

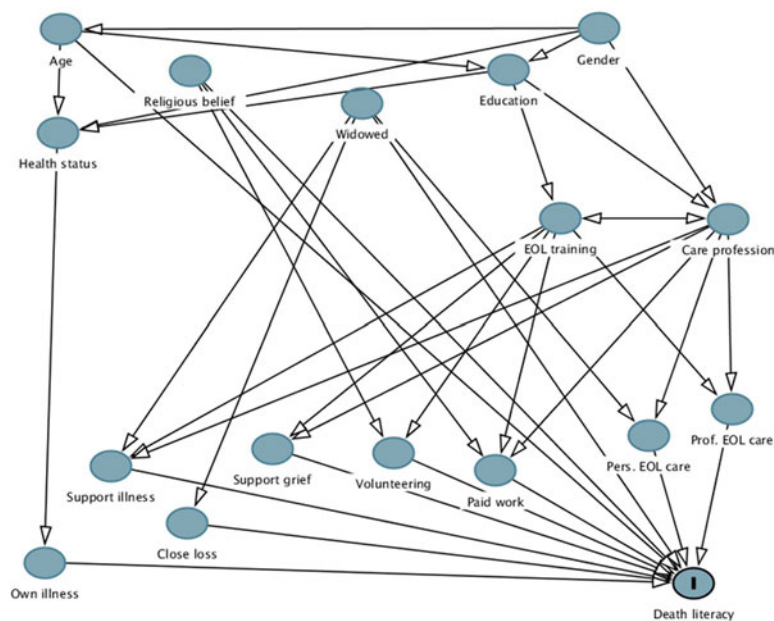


Figure 3. Directed acyclic graph of posited causal paths between sociodemographic, health, and experience-based variables and death literacy that informed the hierarchical regression model. EOL = end of life.

death educational initiatives targeting EOL attitudes and preparedness benefit from focusing on experiential learning rather than information transfer. Our results suggest that a similar approach might be useful for death literacy development. There might also be other modes of engaging with dying, death, and bereavement with potential to enhance death literacy development. For example, prior research has highlighted the use of art and play (Kleijberg et al. 2021) and storytelling (Testoni et al. 2018) to help addressing EOL-related issues, which could aid knowledge exchange. In particular, this study suggests that volunteering might promote death literacy, which aligns with existing literature (Coleman and Walsh 2021). Further research is needed to investigate what this might mean in practice.

Our findings contribute to an understanding of circumstances that foster death literacy and identify several influential variables that are amenable to change. This is useful to consider when designing future public health programs for EOL competence building. For example, as direct experiences were found essential for death literacy, this study indicates that inclusion of people with lived EOL experience, such as widows, may benefit knowledge exchange. There is growing international support for the validity of the DLI; to date, it has been validated in Australia, the United Kingdom, and Turkey, with studies ongoing in, for example, Belgium, the Netherlands, and China. While the cross-national validity of the DLI remains to be explored, its international spread provides opportunity of using it to evaluate and compare educational programs based on inclusive approaches to EOL care encompassing professional and lived experiences, such as the Scottish End-of-Life Aids Skills for Everyone (known as EASE) (Patterson et al. 2022) or Last Aid (Mills et al. 2020). Such studies would add to the understanding of how death literacy might be developed on the individual and collective level. The DLI is also currently being used as one measure to evaluate an educational intervention about proactive EOL conversations in Swedish residential eldercare.

Strengths and limitations

Using established methods for exploring provisional causal inference from cross-sectional data, this study generated new knowledge about factors related to death literacy in the general public. Adhering to recommendations by Ferguson et al. (2020), we constructed a DAG to conceptualize a model outlining the direction and strength of putative explanatory variables' associations with death literacy, which were tested statistically. Using a hierarchical regression model was considered advantageous, as it controls for the effect of chosen variables, thereby enabling differentiation between total effect and changes in net effect. As the study's aim was to explore possible associations between variables and death literacy and not generate population estimates, neither the use of non-probability sampling nor the low response rate was judged to pose a problem for the internal validity (Kohler et al. 2019; Kukull and Ganguli 2012). The sample size was considered sufficient for adequate statistical estimation, given the number of variables in the model (Austin and Steyerberg 2015). Still, the results should be interpreted with caution, as the variable for widowhood had a very low count and therefore might have had a distorted influence in our model. Future studies might wish to use stratified sampling to explore the association between being widowed and death literacy further.

It is also possible that there may be unmeasured confounding variables (Williamson et al. 2014). Our final model accounted for 40.5% of the variance, suggesting both that influential sociodemographic and experiential factors have been accounted for but that additional variables may also be of significance for explaining death literacy. The presented model thus constitutes a theoretical premise for future studies and requires further testing to assess both fit in other contexts as well as overall explanatory power. Furthermore, we have only investigated the effect of the variables on the overall DLI-S score and not on specific scales and subscales. It is possible that variables influence scales and subscales differently, resulting in distinct explanatory pathways to death literacy.

Table 3. Results of the three-step hierarchical regression model of relationships between explanatory variables and death literacy^a

Variables	Block 1: Sociodemographic factors, $R^2 = 0.137, p < 0.001$				Block 2: Professional background, $R^2 = 0.294; \Delta R^2 = 0.158, p < 0.001$				Block 3: EOL experiences, $R^2 = 0.405; \Delta R^2 = 0.110, p < 0.001$			
	B (95% CI)	SE B	β	p	B (95% CI)	SE B	β	p	B (95% CI)	SE B	β	p
Age (in years)	0.02 (0.01–0.02)	0.01	0.14	0.002	0.02 (0.01–0.03)	0.00	0.17	<0.001	0.01 (0.01–0.02)	0.00	0.14	<0.001
Gender												
Female vs. male	0.46 (0.15–0.78)	0.16	0.12	0.004	0.14 (–0.16 to 0.44)	0.15	0.04	0.350	–0.04 (–0.32 to 0.24)	0.14	–0.01	0.771
Widowed												
Yes vs. no	1.58 (0.52–2.65)	0.54	0.13	0.004	1.75 (0.78–2.72)	0.49	0.14	<0.001	1.55 (0.64–2.45)	0.46	0.12	<0.001
Health status												
Fair vs. poor	–1.05 (–1.81 to –0.29)	0.39	–0.20	0.004	–0.54 (–1.23 to 0.16)	0.35	–0.10	0.128	–0.16 (–0.81 to 0.49)	0.33	–0.03	0.625
Good vs. poor	–0.80 (–1.49 to –0.11)	0.35	–0.20	0.024	–0.26 (–0.90 to 0.37)	0.33	–0.07	0.416	0.01 (–0.58 to 0.61)	0.30	0.00	0.962
Very good vs. poor	–0.96 (–1.65 to –0.26)	0.35	–0.25	0.007	–0.44 (–1.07 to 0.20)	0.32	–0.11	0.178	0.01 (–0.59 to 0.62)	0.31	0.00	0.963
Excellent vs. poor	–1.20 (–2.01 to –0.39)	0.41	–0.19	0.004	–0.60 (–1.34 to 0.15)	0.38	–0.10	0.116	–0.10 (–0.80 to 0.61)	0.36	–0.02	0.788
Education level												
Upper secondary vs. lower secondary	0.56 (–0.03 to 1.14)	0.30	0.15	0.061	0.32 (–0.22 to 0.85)	0.27	0.08	0.248	0.35 (–0.15 to 0.85)	0.25	0.09	0.169
Tertiary vs. lower secondary	0.96 (0.37–1.55)	0.30	0.26	0.001	0.58 (0.04–1.12)	0.27	0.16	0.034	0.44 (–0.07 to 0.94)	0.26	0.12	0.090
Religious belief												
Agnostic vs. atheist	–0.25 (–0.59 to 0.10)	0.18	–0.06	0.158	–0.29 (–0.61 to 0.20)	0.16	–0.07	0.066	–0.29 (–0.58 to 0.01)	0.15	–0.07	0.054
Religious/spiritual vs. atheist	0.34 (0.15–0.53)	0.10	0.15	<0.001	0.26 (0.09–0.44)	0.09	0.12	0.003	0.25 (0.09–0.41)	0.08	0.11	0.002
Health-care profession												
Yes (current or prior) vs. No					1.14 (0.65–1.63)	0.25	0.21	<0.001	0.61 (0.11–1.11)	0.25	0.12	0.017
Social care profession												
Yes (current or prior) vs. No					0.30 (–0.19 to 0.79)	0.25	0.05	0.231	–0.02 (–0.50 to 0.45)	0.24	–0.00	0.919
EOL education or training												
Yes vs. no					1.33 (0.82–1.85)	0.26	0.25	<0.001	0.38 (–0.17 to 0.92)	0.28	0.07	0.173

(Continued)

Table 3. (Continued.)

Variables	Block 1: Sociodemographic factors, $R^2 = 0.137, p < 0.001$			Block 2: Professional background, $R^2 = 0.294; \Delta R^2 = 0.158, p < 0.001$			Block 3: EOL experiences, $R^2 = 0.405; \Delta R^2 = 0.110, p < 0.001$					
	B (95% CI)	SE B	β	p	B (95% CI)	SE B	β	p	B (95% CI)	SE B	β	p
Paid work with dying and/or grieving people									0.51 (0.01-1.02)	0.26	0.11	0.048
Volunteer work with dying and/or grieving people									0.05 (-0.46 to 0.56)	0.26	0.01	0.847
Close personal loss									0.26 (-0.10 to 0.62)	0.18	0.05	0.158
Support bereaved person									0.54 (0.22-0.86)	0.16	0.14	0.001
Own life-threatening illness									-0.05 (-0.53 to 0.42)	0.24	-0.01	0.828
Supporting someone with life-threatening illness									0.27 (-0.10 to 0.64)	0.19	0.06	0.146
Caring at the EOL									0.94 (0.50-1.37)	0.22	0.17	<0.001
Professional EOL care									1.06 (0.57-1.66)	0.30	0.18	<0.001

EOL = end of life.

^aTotal Death Literacy Index score, ranging 0-10, with higher scores indicating greater death literacy.

Additional research is needed to disentangle the role of the different dimensions of death literacy. Longitudinal and experimental studies would be useful to address some of the remaining questions regarding causality in death literacy, such as residual confounding and temporality.

In addition, it is not clear how participants differentially interpreted questions about their experience of *caring for or supporting* someone at the EOL. Therefore, it is possible that some participants may have had EOL care experiences that were not conceptualized as such, for example, because they had not engaged in care provision directly or did not identify themselves as carers (Eifert et al. 2021). In future research, these questions may need adaptation to better distinguish between them.

Conclusions

The findings in this study demonstrate the individual, relative, and collective relationships between sociodemographic, health, and experiential factors and death literacy. Overall, our results support the notion that death literacy builds primarily from prior encounters with EOL care and death-related situations, such as caring for a dying person or supporting a grieving person. Specifically, the impact of working in health care and attending EOL education was shown to be influenced by direct experiences. This suggests that initiatives aiming to develop death literacy need to encompass components of both knowledge as well as reflection about lived experiences to adequately build competence and preparedness for EOL care. Still, further research is needed to account for the variance left unexplained by the model in this study, as there may be additional factors to consider to better understand the death literacy construct and how its development may be supported in both community and organizations.

Supplementary material. The supplementary material for this article can be found at <https://doi.org/10.1017/S1478951523000548>.

Acknowledgments. The authors would like to acknowledge the valuable assistance of Sara Runesdotter in the statistical analysis. We also acknowledge Åsa Olsson's contribution during study planning and data collection. Furthermore, we thank Rosemary Leonard and Kerrie Noonan for permission to use the DLI in this study and their input during the study process.

Author contributions. Joachim Cohen and Ida Goliath authors share last authorship.

Funding. This study was funded by Strategic Research Area Health Care Science (SFO-V), Karolinska Institutet; the Doctoral School in Health Care Sciences, Karolinska Institutet; Swedish Research Council for Health, Welfare and Working Life (FORTE); Stockholm City Elder Care Bureau; and Stockholm Gerontology Research Center. The funders had no part in, nor influence on, the study design, data collection, analysis, interpretation, or writing of results.

Competing interests. The authors declare that there are no competing interests.

References

Austin PC and Steyerberg EW (2015) The number of subjects per variable required in linear regression analyses. *Journal of Clinical Epidemiology* **68**(6), 627–636. doi:10.1016/j.jclinepi.2014.12.014

- Banner D, Freeman S, Kandola DK, et al. (2019) Community perspectives of end-of-life preparedness. *Death Studies* **43**(4), 211–223. doi:10.1080/07481187.2018.1446060
- Bone AE, Gomes B, Etkind SN, et al. (2018) What is the impact of population ageing on the future provision of end-of-life care? Population-based projections of place of death. *Palliative Medicine* **32**(2), 329–336. doi:10.1177/0269216317734435
- Bugén LA (1981) Coping: Effects of death education. *OMEGA-Journal of Death and Dying* **11**(2), 175–183. doi:10.2190/JQPA-QFHW-VQ7A-MCAK
- Cohen J and Deliens L (eds) (2012) *A Public Health Perspective on End of Life Care*. Oxford: Oxford University Press.
- Coleman H and Walshe C (2021) What are the emotional experiences of being a volunteer in palliative and end-of-life care settings? A systematic review and thematic synthesis. *Journal of Pain and Symptom Management* **62**(3), e232–e247. doi:10.1016/j.jpainsymman.2021.02.025
- Collins A, McLachlan SA and Philip J (2020) Community knowledge of and attitudes to palliative care: A descriptive study. *Palliative Medicine* **34**(2), 245–252. doi:10.1177/0269216319888371
- D'Eer L, Quintiensi B, Van den Block L, et al. (2022) Civic engagement in serious illness, death, and loss: A systematic mixed-methods review. *Palliative Medicine* **36**(4), 625–651. doi:10.1177/02692163221077850
- Daaleman TP and Dobbs D (2010) Religiosity, spirituality, and death attitudes in chronically ill older adults. *Research on Aging* **32**(2), 224–243. doi:10.1177/0164027509351476
- de Vries K, Banister E, Denning KH, et al. (2019) Advance care planning for older people: The influence of ethnicity, religiosity, spirituality and health literacy. *Nursing Ethics* **26**(7–8), 1946–1954. doi:10.1177/0969733019833130
- Eifert EK, Dudley W, Eddy J, et al. (2021) Preliminary evidence for the validity of the family caregiver identity scale. *Journal of Applied Gerontology* **40**(7), 742–751. doi:10.1177/0733464819896573
- Etkind SN, Bone AE, Gomes B, et al. (2017) How many people will need palliative care in 2040? Past trends, future projections and implications for services. *BMC Medicine* **15**(1), 102. doi:10.1186/s12916-017-0860-2
- Ferguson KD, McCann M, Katikireddi SV, et al. (2020) Evidence synthesis for constructing directed acyclic graphs (ESC-DAGs): A novel and systematic method for building directed acyclic graphs. *International Journal of Epidemiology* **49**(1), 322–329. doi:10.1093/ije/dyz150
- Graham-Wisener L, Toner P, Leonard R, et al. (2022) Psychometric validation of the Death Literacy Index and benchmarking of death literacy level in a representative UK population sample. *BMC Palliative Care* **21**(1), 1–15. doi:10.1186/s12904-022-01032-0
- Groeneveld EI, Cassel JB, Bausewein C, et al. (2017) Funding models in palliative care: Lessons from international experience. *Palliative Medicine* **31**(4), 296–305. doi:10.1177/0269216316689015
- Grubb C and Arthur A (2016) Student nurses' experience of and attitudes towards care of the dying: A cross-sectional study. *Palliative Medicine* **30**(1), 83–88. doi:10.1177/0269216315616762
- Hagevi M (2012) beyond church and state: Private religiosity and post-materialist political opinion among individuals in Sweden. *Journal of Church and State* **54**(4), 499–525. doi:10.1093/jcs/csr121
- Hagevi M (2017) Religious change over the generations in an extremely secular society: The case of Sweden. *Review of Religious Research* **59**(4), 499–518. doi:10.1007/s13644-017-0294-5
- Hayes B, Fabri AM, Coperchini M, et al. (2020) Health and death literacy and cultural diversity: Insights from hospital-employed interpreters. *BMJ Supportive & Palliative Care* **10**(1), e8. doi:10.1136/bmjspcare-2016-001225
- Henriksson A and Årestedt K (2013) Exploring factors and caregiver outcomes associated with feelings of preparedness for caregiving in family caregivers in palliative care: A correlational, cross-sectional study. *Palliative Medicine* **27**(7), 639–646. doi:10.1177/0269216313486954
- Horsfall D, Noonan K and Leonard R (2012) Bringing our dying home: How caring for someone at end of life builds social capital and develops compassionate communities. *Health Sociology Review* **21**(4), 373–382. doi:10.5172/hesr.2012.21.4.373
- Horsfall D, Yardley A, Leonard R, et al. (2015) End of life at home: Co-creating an ecology of care. Penrith, NSW: Western Sydney University

- Johansson T** (2022) A new public health perspective on building competence for end-of-life care and communication – How death literacy can be developed and measured. PhD theses, Department of Neurobiology, Care Sciences and Society, Karolinska Institutet, Stockholm.
- Johansson T, Tishelman C, Cohen J, et al.** (2021) Continuums of change in a competence-building initiative addressing end-of-life communication in Swedish elder care. *Qualitative Health Research* **31**(10), 1904–1917. doi:10.1177/10497323211012986
- Kellehear A** (2013) Compassionate communities: End-of-life care as everyone's responsibility. *QJM* **106**(12), 1071–1075. doi:10.1093/qjmed/hct200
- Kleijberg M, Hilton R, Ahlberg BM, et al.** (2021) Play elements as mechanisms in intergenerational arts activities to support community engagement with end-of-life issues. *Healthcare (Basel)* **9**(6).
- Kohler U, Kreuter F and Stuart EA** (2019) Nonprobability sampling and causal analysis. *Annual Review of Statistics and Its Application* **6**(1), 149–172. doi:10.1146/annurev-statistics-030718-104951
- Kukull WA and Ganguli M** (2012) Generalizability: The trees, the forest, and the low-hanging fruit. *Neurology* **78**(23), 1886–1891. doi:10.1212/WNL.0b013e318258f812
- Labott SM, Johnson TP, Fendrich M, et al.** (2013) Emotional risks to respondents in survey research: Some empirical evidence. *Journal of Empirical Research on Human Research Ethics* **8**(4), 53–66. doi:10.1525/jer.2013.8.4.53
- Leonard R, Noonan K, Horsfall D, et al.** (2021) Developing a Death Literacy Index. *Death Studies* **46**(9), 2110–2122. doi:10.1080/07481187.2021.1894268
- Leonard R, Noonan K, Horsfall D, et al.** (2020) Death Literacy Index: A report on its development and implementation. Sydney: Western Sydney University.
- Martin LT, Ruder T, Escarce JJ, et al.** (2009) Developing predictive models of health literacy. *Journal of General Internal Medicine* **24**(11), 1211–1216. doi:10.1007/s11606-009-1105-7
- Miller-Lewis L, Tieman J, Rawlings D, et al.** (2019) Correlates of perceived death competence: What role does meaning-in-life and quality-of-life play? *Palliative & Supportive Care* **17**(5), 550–560. doi:10.1017/S1478951518000937
- Mills J, Rosenberg JP, Bollig G, et al.** (2020) Last Aid and Public Health Palliative Care: Towards the development of personal skills and strengthened community action. *Progress in Palliative Care* **28**(6), 343–345. doi:10.1080/09699260.2020.1829798
- Miyashita J, Shimizu S, Fukuhara S, et al.** (2021) Association between religious beliefs and discussions regarding advance care planning: A nationwide survey. *Palliative Medicine* **35**(10), 1856–1864. doi:10.1177/02692163211029508
- Noonan K, Horsfall D, Leonard R, et al.** (2016) Developing death literacy. *Progress in Palliative Care* **24**(1), 31–35. doi:10.1080/09699260.2015.1103498
- Osborne JW and Waters E** (2002) Four assumptions of multiple regression that researchers should always test. *Practical Assessment, Research, and Evaluation* **8**(1), 2.
- Patel P and Lyons L** (2020) Examining the knowledge, awareness, and perceptions of palliative care in the general public over time: A scoping literature review. *American Journal of Hospice and Palliative Care* **37**(6), 481–487. doi:10.1177/1049909119885899
- Patterson RM, Gibb C and Hazelwood MA** (2022) End of life aid skills for everyone in Scotland. *Palliative Care and Social Practice* **16**, 263235242210765. doi:10.1177/26323524221076511
- Petrova M, Wong G, Kuhn I, et al.** (2021) Timely community palliative and end-of-life care: A realist synthesis. *BMJ Supportive & Palliative Care*. doi:10.1136/bmjspcare-2021-003066
- Sallnow L, Richardson H, Murray SA, et al.** (2016) The impact of a new public health approach to end-of-life care: A systematic review. *Palliative Medicine* **30**(3), 200–211. doi:10.1177/0269216315599869
- Testoni I, Ronconi L, Palazzo L, et al.** (2018) Psychodrama and moviemaking in a death education course to work through a case of suicide among high school students in Italy. *Frontiers in Psychology* **9**, 441. doi:10.3389/fpsyg.2018.00441
- Textor J, van der Zander B, Gilthorpe MS, et al.** (2016) Robust causal inference using directed acyclic graphs: The R package 'dagitty'. *International Journal of Epidemiology* **45**(6), 1887–1894.
- van der Heide I, Uiters E, Sorensen K, et al.** (2016) Health literacy in Europe: The development and validation of health literacy prediction models. *The European Journal of Public Health* **26**(6), 906–911. doi:10.1093/eurpub/ckw078
- Vleming A, Paul S, Reinius M, et al.** (2022) Engagement of specialized palliative care services with the general public: A population-level survey in three European countries. *Palliative Medicine* **36**(5), 878–888. doi:10.1177/02692163221079546
- Westerlund C, Tishelman C, Benkel I, et al.** (2018) Public awareness of palliative care in Sweden. *Scandinavian Journal of Public Health* **46**(4), 478–487. doi:10.1177/1403494817751329
- Williamson EJ, Aitken Z, Lawrie J, et al.** (2014) Introduction to causal diagrams for confounder selection. *Respirology* **19**(3), 303–311. doi:10.1111/resp.12238
- World Medical Association** (2013) World Medical Association Declaration of Helsinki: Ethical principles for medical research involving human subjects. *JAMA* **310**(20), 2191–2194. doi:10.1001/jama.2013.281053