

Adherence to the World Cancer Research Fund/American Institute for Cancer Research cancer prevention recommendations and WNT-pathway-related markers of bowel cancer risk

Fiona C. Malcomson¹, Naomi D. Willis¹, Iain McCallum¹, Long Xie¹, Seamus Kelly¹, David Michael Bradburn¹, Nigel J. Belshaw², Ian T. Johnson² and John C. Mathers^{1*}

¹Human Nutrition Research Centre, Institute of Cellular Medicine, Newcastle University, Framlington Place, Newcastle upon Tyne NE2 4HH, UK

²Quadram Institute, Norwich Research Park, Norwich, Norfolk NR4 7UA, UK

(Submitted 30 April 2018 – Final revision received 31 July 2018 – Accepted 3 August 2018; First published online 26 September 2018)

Abstract

Bowel cancer risk is strongly influenced by lifestyle factors including diet and physical activity. Several studies have investigated the effects of adherence to the World Cancer Research Fund (WCRF)/American Institute for Cancer Research (AICR) cancer prevention recommendations on outcomes such as all-cause and cancer-specific mortality, but the relationships with molecular mechanisms that underlie the effects on bowel cancer risk are unknown. This study aimed to investigate the relationships between adherence to the WCRF/AICR cancer prevention recommendations and wingless/integrated (WNT)-pathway-related markers of bowel cancer risk, including the expression of WNT pathway genes and regulatory microRNA (miRNA), secreted frizzled-related protein 1 (*SFRP1*) methylation and colonic crypt proliferative state in colorectal mucosal biopsies. Dietary and lifestyle data from seventy-five healthy participants recruited as part of the DISC Study were used. A scoring system was devised including seven of the cancer prevention recommendations and smoking status. The effects of total adherence score and scores for individual recommendations on the measured outcomes were assessed using Spearman's rank correlation analysis and unpaired *t* tests, respectively. Total adherence score correlated negatively with expression of Myc proto-oncogene (*c-MYC*) ($P=0.039$) and *WNT11* ($P=0.025$), and high adherers had significantly reduced expression of cyclin D1 (*CCND1*) ($P=0.042$), *WNT11* ($P=0.012$) and *c-MYC* ($P=0.048$). Expression of axis inhibition protein 2 (*AXIN2*), glycogen synthase kinase (*GSK3β*), catenin β1 (*CTNNB1*) and *WNT11* and of the oncogenic miRNA *miR-17* and colonic crypt kinetics correlated significantly with scores for individual recommendations, including body fatness, red meat intake, plant food intake and smoking status. The findings from this study provide evidence for positive effects of adherence to the WCRF/AICR cancer prevention recommendations on WNT-pathway-related markers of bowel cancer risk.

Key words: World Cancer Research Fund/American Institute for Cancer Research cancer prevention recommendations: Bowel cancer: WNT signalling pathway: Bowel cancer risk

Bowel cancer risk is strongly modulated by lifestyle and environmental factors. Higher incidence rates are associated with Western dietary and lifestyle factors, including diets rich in red and processed meats, high in fat content and low in fibre, and by sedentary behaviours and excess adiposity⁽¹⁾. The World Cancer Research Fund (WCRF)/American Institute for Cancer Research (AICR) published '10 recommendations for Cancer Prevention'⁽²⁾ (online Supplementary Table S1), which include maintaining a BMI within the normal range⁽²⁾ and performing at least 30 min of moderate physical activity daily. In all, six of the recommendations are based on dietary factors, including eating mainly foods of plant origin and limiting the consumption of red and processed meats.

Previous studies have examined the effects of adherence to the recommendations on several health outcomes including all-cause mortality, disease-specific mortality and bowel cancer risk in both healthy populations and cancer survivors^(3–5). Participants in the European Prospective Investigation of Cancer and Nutrition (EPIC) Study with higher adherence scores (scores ≥ 4 in males and ≥ 5 in females) had 27% lower bowel cancer risk than those with the lowest scores (scores 0–2 in males and 0–3 in females)⁽⁶⁾ and pre-diagnostic adherence to the recommendations was associated with lower risk of bowel-cancer-related death and all-cause mortality⁽⁷⁾. In the VITamins and Lifestyle (VITAL) Study, individuals meeting 4–6 of the recommendations compared with none had 58% lower bowel cancer

Abbreviations: AICR, American Institute for Cancer Research; *AXIN2*, axis inhibition protein 2; *CCND1*, cyclin D1; *c-MYC*, Myc proto-oncogene; *CTNNB1*, catenin β1; *GSK3β*, glycogen synthase kinase; *SFRP1*, secreted frizzled-related protein 1; WCRF, World Cancer Research Fund; WNT, wingless/integrated.

* **Corresponding author:** Professor J. C. Mathers, fax +44 1912081101, email john.mathers@ncl.ac.uk

incidence⁽⁸⁾. For each one-point increment in overall adherence score based on six of the nutrition-related cancer prevention recommendations, there was a 25% reduction in bowel cancer risk in a Spanish cohort with 1781 bowel cancer cases⁽⁹⁾.

Fewer studies have investigated the effects of adhering to individual recommendations. Using pooled data from two Italian case-control studies⁽¹⁰⁾, greater adherence to the recommendations for body fatness, physical activity and consumption of plant foods were associated with reduced bowel cancer risk. In a study in 2983 individuals from the offspring generation of the Framingham Study, significant links between adherence to the recommendations on plant foods, Na and alcohol intake and bowel cancer risk were identified⁽¹¹⁾. Among 35 000 middle-aged participants in the UK Women's Cohort Study, adherence to the recommendations for body fatness and animal foods were associated with a lower risk of proximal colon, distal colon and rectal cancers⁽¹²⁾.

The stage(s) at which the lifestyle factors included in the WCRF/AICR cancer prevention recommendations affect bowel cancer development is not well understood. We hypothesised that these lifestyle factors act early in tumorigenesis and that effects of adherence to the recommendations would be apparent on biomarkers measured in the apparently normal mucosa. We investigated the links between adherence to the recommendations on wingless/integrated (WNT) signalling in the large bowel mucosa. WNT signalling is central to regulation of homeostasis and normal function in colonocytes⁽¹³⁾, and dysregulation of this pathway is a key driver of bowel cancer development⁽¹⁴⁾. Indeed, WNT signalling is hyperactive in approximately 90% of sporadic colorectal cancer cases⁽¹⁵⁾ and disruption of normal WNT signalling is an early event (if not the initiating event) in many such cancers. Specifically, we investigated links between adherence to the recommendations and (i) the expression of twelve WNT pathway components as indicators of WNT pathway activity, (ii) the methylation state of secreted frizzled-related protein 1 (*SFRP1*) (a WNT antagonist frequently down-regulated in large bowel cancer)⁽¹⁶⁾, (iii) the expression of microRNA (miRNA) that may regulate *SFRP1* (including *miR-17* and *miR-19a*, miRNA belonging to the *miR-17-92* oncogenic cluster, which are up-regulated in colorectal carcinogenesis^(17,18)) and (iv) colonic crypt cell proliferation, a key functional outcome of WNT signalling that is dysregulated in bowel cancer⁽¹⁹⁾.

Methods

Study participants

The participants in this study were recruited to the DISC Study, a dietary intervention investigating the effects of non-digestible carbohydrates on large bowel health and bowel cancer risk (ClinicalTrials.gov identifier: NCT01214681)⁽²⁰⁾. For the current analysis, pre-intervention (baseline) data were used. This study was conducted according to the guidelines laid down in the Declaration of Helsinki, and all procedures involving human subjects were approved by the Newcastle and North Tyneside Research Ethics Committee (REC no. 09/H0907/77). Written informed consent was obtained from all subjects. Healthy

participants were recruited from gastroenterology out-patient departments at North Tyneside General Hospital, North Shields, UK, and Wansbeck General Hospital, Ashington, UK, between May 2010 and July 2011. The exclusion criteria are described in the online Supplementary Materials. Rectal mucosal biopsies were collected at endoscopy (colonoscopy or flexible sigmoidoscopy) using Biobite biopsy forceps (diameter 2.3 mm, length 230 cm with spike, coated, REF BF23230-S/C; Cantel) from the mid-rectum (10 cm from the ano-rectal verge). Anthropometric measurements (weight, height and waist, hip and thigh circumferences) were made by trained staff, and participants completed a FFQ and lifestyle questionnaire, providing information on physical activity and smoking status. The FFQ was adapted from that used in the EPIC Study^(21,22). Further details of the study have been published⁽²⁰⁾.

WNT-pathway-related outcome measures

All measurements were performed in rectal mucosal biopsies. The expression of twelve WNT-pathway-related genes and eight miRNA were quantified by RT-quantitative PCR. The methylation state of *SFRP1* was quantified by pyrosequencing. Colorectal crypt proliferative state was assessed following whole crypt microdissection as described by Mills *et al.*⁽¹⁹⁾. Further details of the laboratory methods are provided in the online Supplementary Materials.

The World Cancer Research Fund/American Institute for Cancer Research adherence score

A scoring system was devised from the general recommendations for cancer prevention featured in Chapter 12 of the *Second Expert Report*⁽²⁾. The recommendation to limit the consumption of energy-dense foods and avoid sugary drinks was excluded because of limited data to operationalise this recommendation. In addition, we incorporated smoking status as a lifestyle component based on the evidence that tobacco smoking causes colorectal cancer⁽²³⁾, with increased risk in both former and current smokers⁽²⁴⁾. Although this is not included in the WCRF/AICR cancer prevention recommendations, the panel suggests not to smoke tobacco and to avoid exposure to tobacco smoke⁽²⁾.

Our adherence scoring system had eight components (Table 1). Using baseline data (FFQ, lifestyle questionnaire and anthropometrical data), participants were allocated 1 point for adherence to each recommendation and 0 points if they did not meet the criterion, with the exception of the score for the recommendation on 'plant foods'. The plant foods recommendation was divided into two sub-components: (a) the recommendation on fruit and vegetable intake and (b) the recommendation on dietary fibre intake, allowing participants to score 0.5 for adherence to each part and scoring a maximum score of 1 for the plant foods recommendation. The individual scores for each recommendation were summed to produce a total WCRF/AICR recommendations adherence score (range 0–8).

For red and processed meat intake, FFQ responses expressed as medium servings were translated into weight (g) using standard portion sizes⁽²⁵⁾. For cooked dishes, the proportion of



Table 1. Adherence score assignment for each World Cancer Research Fund (WCRF)/American Institute for Cancer Research (AICR) recommendation

WCRF/AICR recommendation	Data available within the DISC Study	Operationalisation of recommendation	Score
1. Body fatness			
Maintain body weight within the normal range from age 21 years	BMI	18.5– <24.9 kg/m ² ≥25.0 kg/m ²	1 0
2. PA			
Be moderately physically active, equivalent to brisk walking, for at least 30 min every day	Physical activity level (Lifestyle Questionnaire)	≥30 min moderate PA/d <30 min moderate PA/d	1 0
3. Plant foods			
(a) Eat at least five portions/servings (at least 400 g) of a variety of non-starchy vegetables and of fruits every day	Total daily fruit and vegetable intake (FFQ)	≥5 servings/d <5 servings/d	0.5 0
(b) Relatively unprocessed cereals (grains) and/or pulses (legumes), and other foods that are a natural source of dietary fibre, to contribute to a population average of at least 25 g NSP daily	Total dietary fibre intake (FFQ)	≥25 g/d <25 g/d	0.5 0
4. Animal foods			
People who eat red meat to consume <500 g a week, very little if any to be processed	Total weekly red meat and processed meat intake (FFQ)	<500 g/week ≥500 g/week	1 0
5. Alcoholic drinks			
If alcoholic drinks are consumed, limit consumption to no more than two drinks a day for men and one drink a day for women	Daily alcohol intake (FFQ)	≤2 (males) or ≤1 (females) standard drink/d >2 (males) or >1 (females) standard drink/d	1 0
6. Preservation, processing, preparation			
Limit consumption of processed foods with added salt to ensure an intake of <6 g (2.4 g Na) a day	Daily salt intake (FFQ)	<2.4 g Na/d ≥2.4 g Na/d	1 0
7. Dietary supplements			
Dietary supplements are not recommended for cancer prevention	Dietary supplement use	No dietary supplements Any dietary supplement	1 0
8. Smoking			
Avoid tobacco in any form ⁽²⁾	Smoking status (Lifestyle Questionnaire)	Never smoked Current or former smoker	1 0

PA, physical activity.

red and processed meat was calculated using standard recipes described in McCance and Widdowson's The Composition of Foods^(26,27), and the total weight of red and processed meat determined using standard portion sizes⁽²⁵⁾. For food items such as ham and bacon, a serving size of two items (e.g. two slices of ham or two rashers of bacon) was applied. A standard drink of alcohol was defined in the FFQ as ½ pint of beer, cider or lager, one glass of wine, martini or cinzano, one small glass of sherry or port or one measure of spirits or liqueurs. Participants reported whether they took dietary supplements such as (i) vitamins, (ii) minerals, (iii) fish oils or (iv) other. Participants taking at least one dietary supplement were allocated a score of 0 and a score of 1 if they did not take any supplements.

Statistical analyses

Spearman's rank correlation analysis was used to investigate relationships between total adherence score and each outcome. To investigate the relationships between the score for each recommendation individually and the measured outcomes, unpaired *t* tests were used following the assessment of the distribution of data using the Kolmogorov–Smirnov test. Where data were not normally distributed, data were transformed appropriately. In addition, for continuous variables (BMI, moderate physical activity levels and the intakes of fruit and vegetables, red meat, Na and alcohol), Spearman's rank correlation analysis was applied to investigate relationships between these factors and biomarker outcomes. To test for differences in our measured outcomes between low and high adherence,

participants were divided by dichotomising at the median score (3). Low adherers were those scoring a total adherence score of ≤3, and high adherers were those scoring >3. The ANOVA general linear model (adjusting for age, sex, BMI, smoking and endoscopy procedure as covariates) was used to investigate differences between low and high adherence scores.

Results

Participant demographics

A total of seventy-five healthy participants were recruited to the DISC Study (Table 2). Comparable numbers of male and female participants were recruited, and all but two participants were Caucasian. The mean age of participants was 52 (range 30–80) years. Only 17% of the study participants had a normal BMI, with 26% being overweight and 47% classified as obese. Half of the participants had never smoked, approximately a quarter were former smokers and the remainder were current smokers.

Information on participants' habitual diet with respect to the WCRF/AICR cancer prevention recommendations is summarised in Table 3. The intake of fruit and vegetables was low, with a mean total intake of 3.2 medium servings per day but mean dietary fibre intake was just 10% less than the recommended 25 g NSP/d. The mean intake of alcoholic drinks was 1.1 standard drinks/d. On average, this was lower for females (0.92 standard drinks/d), but fourteen female participants consumed more than the recommended 1 standard drink/d. Mean alcohol intake in males was almost 50% greater than in females,

Table 2. Characteristics of the DISC Study participants (Mean values and standard deviations; numbers and percentages)

	Mean	SD
Demographics		
Total <i>n</i>	75	
Female		
<i>n</i>	40	
%	53	
Age (years)	52.4	12.2
Ethnicity		
Caucasian		
<i>n</i>	73	
%	97.3	
Black African		
<i>n</i>	1	
%	1.3	
Mixed race		
<i>n</i>	1	
%	1.3	
Endoscopy procedure		
Flexible sigmoidoscopy		
<i>n</i>	52	
%	69.3	
Colonoscopy		
<i>n</i>	23	
%	30.7	
Anthropometrics		
Height (m)	1.7	0.1
Weight (kg)	83.0	16.1
BMI (kg/m ²)	30.0	5.3
Waist circumference (cm)	99.6	13.0
Females	96.2	13.8
Males	103.4	11.1
Hip circumference (cm)	107.0	11.7
Females	108.8	14.3
Males	105.1	7.5
Thigh circumference (cm)	60.0	6.6
Smoking status		
Never		
<i>n</i>	38	
%	51	
Former		
<i>n</i>	21	
%	28	
Current		
<i>n</i>	16	
%	21	

Table 3. Lifestyle characteristics of DISC Study participants (Mean values and standard deviations; numbers and percentages)

Food category	Mean	SD
Plant foods		
Fruit (medium servings/d)	1.48	1.37
Vegetables/salad (medium servings/d)	1.75	1.19
Dietary fibre (g/d)	22.6	10.8
Alcoholic drinks (standard drinks/d)		
All participants	1.10	1.17
Female	0.92	0.89
Male	1.31	1.41
Animal foods		
Red and processed meat (g/week)	594	396
Na (g/d)	3.90	2.07
Dietary supplements*		
None		
<i>n</i>		41
%		55
Multivitamins		
<i>n</i>		26
%		35
Minerals		
<i>n</i>		13
%		17
Fish oils		
<i>n</i>		16
%		21
Other		
<i>n</i>		9
%		12
Physical activity level (min/d)		
Mild	90	81
Moderate	43	61
Vigorous	6	14

* Some participants consumed supplements from more than one category.

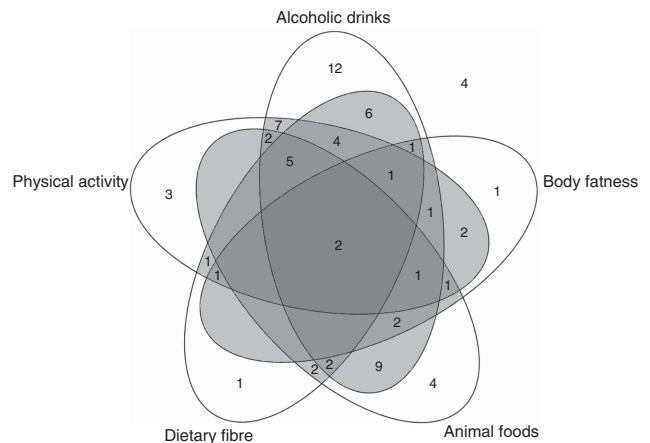


Fig. 1. Clustering of adherence to World Cancer Research Fund/American Institute for Cancer Research cancer prevention recommendations specific to bowel cancer. Data refer to the numbers of participants adhering to each specific recommendation.

but only seven male participants consumed more than the recommended upper limit of 2 standard drinks/d. Mean intake of red and processed meat was approximately 20% greater than the recommended weekly intake of 500 g. Na intake among the DISC Study participants was more than 50% greater than the recommended daily intake. In all, 55% of participants did not take any form of dietary supplements. The remainder reported consuming at least one of multivitamins, minerals, fish oils or other supplements. Approximately 40% of participants undertook a minimum of 30 min of moderate physical activity per day, whereas twenty-two participants reported that they did not undertake any moderately active physical activity.

Relationships between total adherence score and biomarker outcomes

The total adherence score was calculated by adding the scores for each individual recommendation (0 or 1) to yield a

maximum total score of 8. The distribution of total scores is summarised in online Supplementary Table S2. No participant scored the maximum or minimum adherence score (8 and 0, respectively); the mean total adherence score was 3.2 and the majority of participants scored between 2 and 4. Fig. 1 illustrates the clustering patterns of adherence to five of the cancer prevention recommendations specific to bowel cancer. In

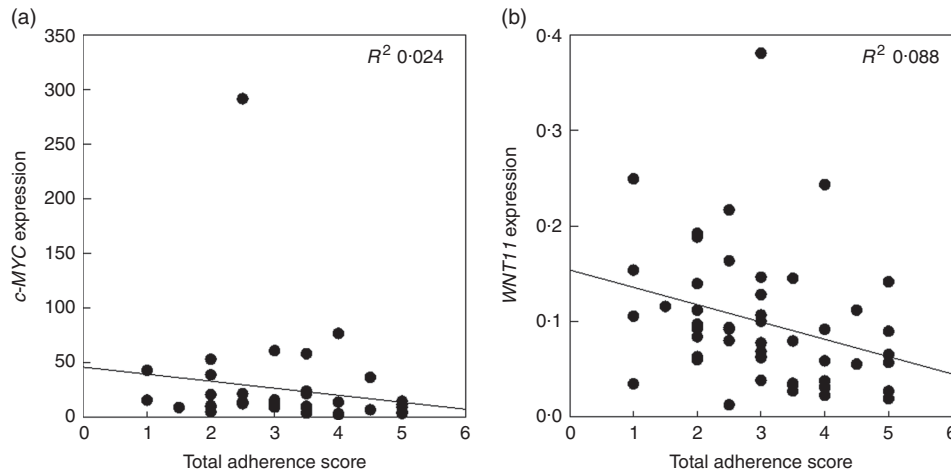


Fig. 2. Correlation between total score for adherence to the World Cancer Research Fund/American Institute for Cancer Research recommendations and (a) Myc proto-oncogene (*c-MYC*) expression and (b) wingless/integrated (*WNT11*) expression. Expression of *c-MYC* and *WNT11* is presented as adjusted copies ($2^{-\Delta C_t} \times 10000$) relative to *18S* and *$\beta 2M$* genes.

Table 4. Adherence scores by DISC Study participants for each individual World Cancer Research Fund (WCRF)/American Institute for Cancer Research (AICR) recommendation for cancer prevention (Numbers and percentages, mean values and standard deviations)

WCRF/AICR recommendation	Score	<i>n</i>	%	Mean	SD
1. Body fatness	1	13	17	23.7	0.5
BMI (kg/m ²)	0	62	83	31.3	4.9
2. PA	1	31	41	92.4	69.3
Moderate PA (min/d)	0	44	59	7.9	9.3
3. Plant foods					
Fruit and vegetable intake (medium servings/d)	0.5	15	20	6.9	1.3
NSP intake (g/d)	0	60	80	2.3	1.2
	0.5	26	35	34.4	8.0
	0	49	65	16.1	5.5
4. Animal foods	1	30	40	220	160
Red and processed meat intake (g/week)	0	45	60	843	297
5. Alcoholic drinks	1	55	73	0.6	0.5
Alcohol intake (standard drinks/d)	0	20	27	2.6	1.2
6. Preservation, processing, preparation					
Na intake (g/d)	1	14	19	1.9	0.3
	0	61	81	4.4	2.0
7. Dietary supplements	1	41	55		
	0	34	45		
8. Smoking	1	38	51		
	0	37	49		

PA, physical activity.

particular, adherence to the recommendations for alcoholic drinks, dietary fibre, physical activity and animal foods appeared to cluster. Interestingly, only nine participants adhered to both the recommendations for physical activity and body fatness. Among the seventy-five participants, four participants did not adhere to any of the five recommendations specific to bowel cancer.

As age is a strong risk factor for bowel cancer⁽²⁸⁾, online Supplementary Table S2 includes mean participant age and shows that this was comparable for each total adherence score. Further, there was no relationship between participant age and total adherence score (Spearman's rank correlation coefficient (ρ)=0.156, P =0.182). There were significant negative

correlations between total adherence score and the expression of *c-MYC* (ρ =-0.328, P =0.039) and *WNT11* (ρ =-0.407, P =0.004) (Fig. 2(a) and (b)). In addition, there were trends (P <0.1) for inverse relationships between total adherence score and expression of cyclin D1 (*CCND1*) (ρ =-0.293, P =0.067) and Jun proto-oncogene (*c-JUN*) (ρ =-0.216, P =0.086), as well as colonic crypt width (ρ =-0.216, P =0.073). A summary of all analyses is provided in online Supplementary Table S3.

We used the ANOVA general linear model to investigate differences in our measured outcomes between low (total score ≤ 3) and high adherers (total score > 3) and observed significantly reduced expression of *CCND1* (least squares mean

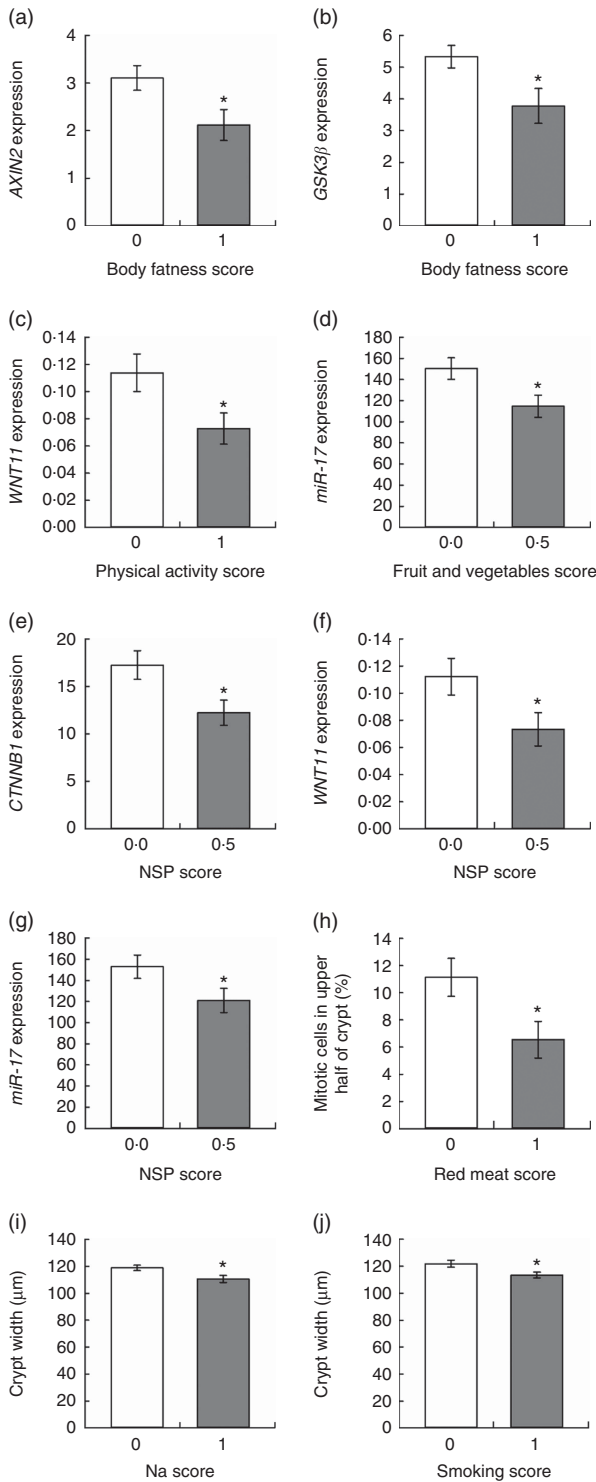


Fig. 3. Relationships between adherence scores for individual World Cancer Research Fund/American Institute for Cancer Research recommendations and colorectal mucosal biomarkers. Values are means, with their standard errors represented by vertical bars. Gene expression data are adjusted copies ($2^{-\Delta\Delta C_t} \times 10\,000$) relative to *18S* and *$\beta 2M$* housekeeping genes. microRNA expression data are presented as adjusted copies ($2^{-\Delta\Delta C_t} \times 10\,000$) relative to *RNU-6* and *SNORD68*. * $P < 0.05$ for differences between scores analysed using unpaired *t* tests. *AXIN2*, axis inhibition protein 2; *GSK3 β* ; glycogen synthase kinase; *WNT11*, wingless/integrated 11; *miR-17*, miRNA-7; *CTNNB1*, catenin $\beta 1$.

37.6 *v.* 77.7, $P = 0.042$), *WNT11* (least squares mean 0.05 *v.* 0.1, $P = 0.012$) and *c-MYC* (least squares mean 8.7 *v.* 16.6, $P = 0.048$) in the high adherence group *v.* low adherers (data not shown).

Relationships between scores for adherence to each of the individual World Cancer Research Fund/American Institute for Cancer Research recommendations and biomarker outcomes

Table 4 describes the number of participants who were awarded scores 0 and 1, respectively, and reports the mean values for each of the operationalised WCRF/AICR recommendations. For five of the eight recommendations (body fatness, physical activity, plant foods, animal foods and preparation, preservation and cooking), the majority of participants scored 0 (Table 4). The mean BMI of participants who did not adhere to the recommendation on body fatness was approximately a third greater than those with a normal BMI. The mean time spent in moderate physical activity reported by those who adhered to the recommendation on physical activity was >11 times greater than that reported by those who were non-adherent. Participants who adhered to the recommendations on plant foods consumed three times more fruit and vegetables and double the amount of dietary fibre compared with those who did not meet this recommendation. Mean salt intake by participants who adhered to the recommendation was less than half that consumed by non-adherents. The consumption of red and processed meat and the intake of alcohol were approximately 4-fold greater in non-adherents compared with those who adhered to the recommendations on animal foods and alcoholic drinks. Most participants were adherents with respect to alcoholic drinks, and comparable numbers were allocated scores of 0 and 1 for the recommendations on dietary supplements and smoking.

Unpaired *t* tests were used to compare colorectal mucosal marker values for those who scored 0 and 1 for adherence to each of the individual recommendations, and one-way ANOVA was used for the recommendation on plant foods, where a score of 0, 0.5 or 1 was possible. In addition, each component of the plant foods recommendation (intakes of dietary fibre and of fruits and vegetables) was investigated individually using unpaired *t* tests. Adherence to the WCRF/AICR recommendation on body fatness was associated with significantly reduced expression of axis inhibition protein 2 (*AXIN2*) ($P = 0.025$) and glycogen synthase kinase (*GSK3 β*) ($P = 0.027$) compared with non-adherences (Figs 3(a) and (b)). For continuous data, such as body fatness, Spearman's correlation analysis was used to investigate relationships between individual participant values for these recommendations and the biomarker outcomes (online Supplementary Table S4). A significant negative correlation was observed between BMI and *miR-19b* expression ($\rho = -0.285$, $P = 0.034$), whereas BMI correlated positively with crypt length ($\rho = 0.525$, $P = 0.035$).

Participants who met the recommendation for physical activity had significantly reduced expression of *WNT11* ($P = 0.033$) (Fig. 3(c)), and this correlated negatively with moderate physical activity levels ($\rho = -0.334$, $P = 0.018$). Adherence to the

recommendation for fruit and vegetable intake was associated with significantly lower expression of *miR-17* ($P=0.035$) (Fig. 3(d)) and fruit and vegetable intake correlated negatively with *WNT11* expression ($\rho = -0.384$, $P=0.006$).

Dietary fibre intake score was significantly associated with three outcomes. Expression of two WNT pathway genes, catenin $\beta 1$ (*CTNNB1*) ($P=0.046$) and *WNT11* ($P=0.034$), was approximately a third lower in participants consuming at least 25 g of NSP/d (Fig. 3(e) and (f)). Daily NSP intake was also inversely correlated with expression of *AXIN2* ($P=0.032$), *CTNNB1* ($P=0.002$) and *GSK3 β* ($P=0.028$). Expression of the oncogenic *miR-17* was 20% lower ($P=0.030$) in these adherent participants (Fig. 3(g)), and expression levels of this miRNA were negatively correlated with NSP intake ($\rho = -0.271$, $P=0.044$). There was no significant association between the overall plant foods score and any of the measured outcomes.

Last, colonic crypt proliferative state was associated with intakes of red meat and Na, as well as smoking status. Participants who consumed ≥ 500 g red meat/week had a 70% greater proportion of mitotic cells in the upper half of the mucosal crypts ($P=0.015$) (Fig. 3(h)). Crypts were significantly wider in participants who did not meet the recommendation for Na intake (≥ 2.4 g Na/d) ($P=0.020$) and for smoking (current or former smokers) ($P=0.015$) (Fig. 3(i) and (j)). Daily Na intake also correlated negatively with *CTNNB1* expression ($P=0.034$).

Discussion

This study aimed to investigate the relationships between adherence to AICR/WCRF cancer prevention recommendations and early WNT-pathway-related markers of bowel cancer risk in apparently healthy participants. We devised a scoring system that included seven of the recommendations plus smoking status. Overall, adherence to these recommendations correlated positively with reductions in markers of bowel cancer risk.

Higher total adherence was associated with reduced expression of *c-MYC*, *CCND1* and *WNT11*. As *c-MYC* and *CCND1* are target genes of the WNT signalling pathway, reduced expression suggests reduced WNT pathway activity. *CCND1* and *c-MYC* are oncogenes that control many aspects of cell growth and metabolism and which are frequently overexpressed in bowel cancers^(29–31). *WNT11* is a WNT ligand that activates both the canonical and non-canonical WNT signalling pathways and stimulates proliferation, migration and invasion of cancer-derived cells⁽³²⁾. *WNT11* up-regulation occurs in colorectal adenocarcinomas⁽³³⁾ and may contribute to cancer progression⁽³⁴⁾. Therefore, reduced expression of *c-MYC*, *CCND1* and *WNT11* is consistent with a protective effect of adherence to the WCRF/AICR cancer prevention recommendations.

Adherence to individual recommendations also correlated with mucosal biomarkers. Meeting the recommendation for body fatness was associated with significantly reduced expression of *AXIN2* and *GSK3 β* , two negative regulators of the WNT signalling implicated in colorectal carcinogenesis^(35–37). A negative correlation between NSP intake and the expression of these two oncogenes suggests a mechanistic basis for the observation that higher intakes of dietary fibre are associated with lower bowel

cancer risk⁽³⁸⁾. Adherence to the recommendations on body fatness, plant foods and physical activity has been associated with reduced bowel cancer risk⁽¹⁰⁾. In the Framingham offspring cohort, each increment in the score for the NSP subcomponent was associated with a 66% reduction in bowel cancer risk⁽¹¹⁾. In the VITAL Study, bowel cancer risk was 15% lower in those meeting the recommendation for body fatness⁽⁸⁾.

WNT11 expression was approximately a third lower in participants who consumed at least 25 g NSP/d or undertook at least 30 min of moderate physical activity per day, and correlated negatively with levels of moderate physical activity and with intakes of fruit and vegetables. Adherence to the plant foods recommendation was associated with significantly lower expression of the oncogenic *miR-17* and *miR-17* expression correlated inversely with daily NSP intake. A 30% lower expression of *CTNNB1*, encoding β -catenin, was observed in participants adhering to the dietary fibre recommendation. β -catenin is the key player in the canonical WNT pathway that leads to activation of WNT target gene transcription and effects on cellular processes such as cell proliferation⁽³⁹⁾.

Colonic crypt cell proliferation is a major cellular process regulated by WNT signalling and is dysregulated in bowel cancer. An upward expansion of the proliferative zone within the crypt is one of the earliest detectable changes in the mucosa before malignancy and in those at increased bowel cancer risk^(40–42). Participants who did not meet the recommendation for animal foods had a significantly greater proportion of mitotic cells in the top half of the colonic crypts, in line with the convincing evidence that high intakes of red and processed meat increase bowel cancer risk⁽²³⁾. Meeting the recommendation for animal foods was associated with a 19% lower bowel cancer risk in the VITAL Study⁽⁸⁾ and a 32% reduction in colon cancer incidence in women in the UK Women's Cohort Study⁽¹²⁾. In the Framingham Offspring cohort, a 58% reduction in bowel cancer risk was observed for every increment in the subcomponent score for animal foods⁽¹¹⁾. A high red meat diet (300 g red meat/d) increased cell proliferation in the human rectal mucosa⁽⁴³⁾ possibly because the haem represses inhibitors of cell proliferation, including Wnt inhibitory factor 1 (Wif1) (a WNT pathway antagonist), Indian hedgehog (Ihh) and IL-15⁽⁴⁴⁾.

A limitation of this study is the relatively small sample size; however, this is one of the largest studies with robust data on multiple molecular and functional markers of bowel health and bowel cancer risk measured in colorectal mucosal biopsies from apparently healthy individuals. This provides a significant resource for investigating possible molecular mechanisms linking healthier diets and lifestyle with bowel cancer risk, which act at an early stage in the carcinogenesis pathway.

Participants were recruited from a gastroenterology outpatient department and had been referred for endoscopy for a range of often non-specific symptoms ranging from suspected blood in stool to change in bowel habit. At endoscopy, any patients with a diagnosis of diseases such as colonic inflammation or adenomatous polyps were excluded. Although these participants may not be entirely representative of the healthy adult population, it is very difficult to recruit healthy participants from the general population who are willing to

undergo endoscopic procedures for the collection of colorectal mucosal biopsies. We have used this recruitment method successfully in other studies of nutritional effects on colorectal mucosal biology⁽⁴⁵⁾. Overweight and obesity are common in our society – 68% of the population in the North East (NE) of England are overweight or obese – and smoking remains common – in the NE of England, 17 and 34% of adults are smokers and ex-smokers, respectively. From that perspective, our study cohort is similar to the population from which they were drawn. Equally important, both excess adiposity and smoking were included in our panel of eight factors contributing to the WCRF/AICR recommendations for cancer prevention (Table 1).

We implemented clear and objective criteria to derive adherence scores. The addition of smoking status as a factor strengthened the utility of our scoring system as a measure of adherence to a healthier lifestyle. Smoking raises the risk of several cancers including bowel cancer⁽²⁴⁾, and the WCRF/AICR panel recommend the avoidance of tobacco in any form⁽²⁾. A limitation of our scoring system is that, because of lack of detailed information on sugar-sweetened beverages, we excluded the recommendation on foods and drinks that promote weight gain. However, we included BMI (used to assess body fatness), and further investigation will be necessary to determine whether consumption of ‘foods and drinks that promote weight gain’ *per se* rather than adiposity drives bowel cancer risk. Our scoring system gave each recommendation the same weighting. It is possible that not all of these recommendations apply to bowel cancer specifically, so that a more specific sub-set of recommendations could be derived using effect sizes from meta-analyses to estimate bowel cancer-specific weightings.

In conclusion, our evidence suggests that adherence to the WCRF/AICR cancer prevention recommendations has positive effects on WNT-pathway-related markers of bowel cancer risk. Although additional, larger studies are required to confirm these findings, this suggests that these WNT-pathway-related biomarkers have potential as surrogate outcomes for intervention studies aiming to reduce bowel cancer risk by implementing the WCRF/AICR recommendations or other healthy eating guidelines. In addition, our observations may stimulate further research to identify the individual food components responsible for these effects and to investigate the mechanisms through which these effects are mediated.

Acknowledgements

We acknowledge the staff at the gastroenterology units at Wansbeck and North Tyneside General Hospitals for their help and support. We also thank the DISC Study participants without whom this study would have been impossible.

This work was supported by a grant from the Biotechnology and Biological Sciences Research Council (BBSRC) Diet and Health Research Industry Club (grant no. BB/H005013/1) to J. C. M., I. T. J., N. J. B. and S. K. I. M. was funded by a fellowship from Northumbria NHS Foundation Trust. The authors acknowledge further support from the Newcastle University Centre for Ageing and Vitality, which is funded by the Medical

Research Council and BBSRC as part of the cross-council Life-long Health and Wellbeing Initiative (grant no. MR/L016354/1).

F. C. M., N. D. W., I. M., N. J. B., S. K., D. M. B., I. T. J. and J. C. M. designed research; F. C. M., N. D. W., I. M. and L. X. conducted the research; F. C. M. analysed data; F. C. M. and J. C. M. wrote the manuscript; and I. T. J., N. J. B., N. D. W. and S. K. edited the manuscript. All authors read and approved the final manuscript.

The authors declare that there are no conflicts of interest.

Supplementary material

For supplementary material/s referred to in this article, please visit <https://doi.org/10.1017/S0007114518002520>

References

1. Ferlay J, Soerjomataram I, Ervik M, *et al.* (2013) Globocan 2012 v1.0 cancer incidence and mortality worldwide: IARC CancerBase no. 11. http://globocan.iarc.fr/Pages/fact_sheets_cancer.aspx (accessed 2 September 2014).
2. World Cancer Research Fund/American Institute for Cancer Research (2007) *Food, Nutrition, Physical Activity and the Prevention of Cancer: A Global Perspective*. Washington, DC: American Institute for Cancer Research.
3. Vergnaud AC, Romaguera D, Peeters PH, *et al.* (2013) Adherence to the World Cancer Research Fund/American Institute for Cancer Research guidelines and risk of death in Europe: results from the European Prospective Investigation into Nutrition and Cancer cohort study 1, 4. *Am J Clin Nutr* **97**, 1107–1120.
4. Lohse T, Faeh D, Bopp M, *et al.* (2016) Adherence to the cancer prevention recommendations of the World Cancer Research Fund/American Institute for Cancer Research and mortality: a census-linked cohort. *Am J Clin Nutr* **104**, 678–685.
5. Hastert TA, Beresford SA, Sheppard L, *et al.* (2014) Adherence to the WCRF/AICR cancer prevention recommendations and cancer-specific mortality: results from the Vitamins and Lifestyle (VITAL) Study. *Cancer Causes Control* **25**, 541–552.
6. Romaguera D, Vergnaud AC, Peeters PH, *et al.* (2012) Is concordance with World Cancer Research Fund/American Institute for Cancer Research guidelines for cancer prevention related to subsequent risk of cancer? Results from the EPIC study. *Am J Clin Nutr* **96**, 150–163.
7. Romaguera D, Ward H, Wark PA, *et al.* (2015) Pre-diagnostic concordance with the WCRF/AICR guidelines and survival in European colorectal cancer patients: a cohort study. *BMC Med* **13**, 107.
8. Hastert TA & White E (2016) Association between meeting the WCRF/AICR cancer prevention recommendations and colorectal cancer incidence: results from the VITAL cohort. *Cancer Causes Control* **27**, 1347–1359.
9. Romaguera D, Gracia-Lavedan E, Molinuevo A, *et al.* (2017) Adherence to nutrition-based cancer prevention guidelines and breast, prostate and colorectal cancer risk in the MCC-Spain case-control study. *Int J Cancer* **141**, 83–93.
10. Turati F, Bravi F, Di Maso M, *et al.* (2017) Adherence to the World Cancer Research Fund/American Institute for Cancer Research recommendations and colorectal cancer risk. *Eur J Cancer* **85**, 86–94.
11. Makarem N, Lin Y, Bandera EV, *et al.* (2015) Concordance with World Cancer Research Fund/American Institute for Cancer Research (WCRF/AICR) guidelines for cancer prevention and obesity-related cancer risk in the Framingham



- Offspring cohort (1991–2008). *Cancer Causes Control* **26**, 277–286.
12. Jones P, Cade JE, Evans CEL, *et al.* (2018) Does adherence to the World Cancer Research Fund/American Institute of Cancer Research cancer prevention guidelines reduce risk of colorectal cancer in the UK Women's Cohort Study? *Br J Nutr* **119**, 340–348.
 13. Gregorieff A, Pinto D, Begthel H, *et al.* (2005) Expression pattern of Wnt signaling components in the adult intestine. *Gastroenterology* **129**, 626–638.
 14. White BD, Chien AJ & Dawson DW (2012) Dysregulation of Wnt/beta-catenin signaling in gastrointestinal cancers. *Gastroenterology* **142**, 219–232.
 15. Klaus A & Birchmeier W (2008) Wnt signalling and its impact on development and cancer. *Nat Rev Cancer* **8**, 387–398.
 16. Qi J, Zhu YQ, Luo J, *et al.* (2006) Hypermethylation and expression regulation of secreted frizzled-related protein genes in colorectal tumor. *World J Gastroenterol* **12**, 7113–7117.
 17. Falzone L, Scola L, Zanghi A, *et al.* (2018) Integrated analysis of colorectal cancer microRNA datasets: identification of microRNAs associated with tumor development. *Aging (Albany NY)* **10**, 1000–1014.
 18. Diosdado B, van de Wiel MA, Terhaar Sive Droste JS, *et al.* (2009) MiR-17-92 cluster is associated with 13q gain and c-myc expression during colorectal adenoma to adenocarcinoma progression. *Br J Cancer* **101**, 707–714.
 19. Mills SJ, Mathers JC, Chapman PD, *et al.* (2001) Colonic crypt cell proliferation state assessed by whole crypt microdissection in sporadic neoplasia and familial adenomatous polyposis. *Gut* **48**, 41–46.
 20. Malcomson FC, Willis ND, McCallum I, *et al.* (2017) Effects of supplementation with nondigestible carbohydrates on fecal calprotectin and on epigenetic regulation of SFRP1 expression in the large-bowel mucosa of healthy individuals. *Am J Clin Nutr* **105**, 400–410.
 21. Bingham SA, Gill C, Welch A, *et al.* (1997) Validation of dietary assessment methods in the UK arm of EPIC using weighed records, and 24-hour urinary nitrogen and potassium and serum vitamin C and carotenoids as biomarkers. *Int J Epidemiol* **26**, Suppl. 1, S137–S151.
 22. Kroke A, Klipstein-Grobusch K, Voss S, *et al.* (1999) Validation of a self-administered food-frequency questionnaire administered in the European Prospective Investigation into Cancer and Nutrition (EPIC) Study: comparison of energy, protein, and macronutrient intakes estimated with the doubly labeled water, urinary nitrogen, and repeated 24-h dietary recall methods. *Am J Clin Nutr* **70**, 439–447.
 23. World Cancer Research Fund/American Institute for Cancer Research (2011) *Continuous Update Project Report: Food, Nutrition, Physical Activity, and the Prevention of Colorectal Cancer*. Washington, DC: American Institute for Cancer Research.
 24. Liang PS, Chen TY & Giovannucci E (2009) Cigarette smoking and colorectal cancer incidence and mortality: systematic review and meta-analysis. *Int J Cancer* **124**, 2406–2415.
 25. Crawley H, Mills A, Patel S, *et al.* (2002) *Food Portion Sizes*, 3rd ed. London: TSO.
 26. Finglas PM, Roe MA, Pinchen HM, *et al.* (2014) *McCance and Widdowson's The Composition of Foods*, 7th summary ed. Cambridge, UK: The Royal Society of Chemistry.
 27. Paul AA & Southgate DAT (1978) *McCance and Widdowson's The Composition of Foods*, 4th revised and extended edition of MRC Special Report No. 297. London: Her Majesty's Stationery Office.
 28. Hagggar FA & Boushey RP (2009) Colorectal cancer epidemiology: incidence, mortality, survival, and risk factors. *Clin Colon Rectal Surg* **22**, 191–197.
 29. Miller DM, Thomas SD, Islam A, *et al.* (2012) c-Myc and cancer metabolism. *Clin Cancer Res* **18**, 5546–5553.
 30. Stewart J, Evan G, Watson J, *et al.* (1986) Detection of the c-myc oncogene product in colonic polyps and carcinomas. *Br J Cancer* **53**, 1–6.
 31. Li Y, Wei J, Xu C, *et al.* (2014) Prognostic significance of cyclin d1 expression in colorectal cancer: a meta-analysis of observational studies. *PLOS ONE* **9**, e94508.
 32. Mori H, Yao Y, Learman BS, *et al.* (2016) Induction of WNT11 by hypoxia and hypoxia-inducible factor-1alpha regulates cell proliferation, migration and invasion. *Sci Rep* **6**, 21520.
 33. Kirikoshi H, Sekihara H & Katoh M (2001) Molecular cloning and characterization of human WNT11. *Int J Mol Med* **8**, 651–656.
 34. Nishioka M, Ueno K, Hazama S, *et al.* (2013) Possible involvement of Wnt11 in colorectal cancer progression. *Mol Carcinog* **52**, 207–217.
 35. Lustig B, Jerchow B, Sachs M, *et al.* (2002) Negative feedback loop of Wnt signaling through upregulation of conductin/axin2 in colorectal and liver tumors. *Mol Cell Biol* **22**, 1184–1193.
 36. Yan D, Wiesmann M, Rohan M, *et al.* (2001) Elevated expression of axin2 and hnk4 mRNA provides evidence that Wnt/beta-catenin signaling is activated in human colon tumors. *Proc Natl Acad Sci U S A* **98**, 14973–14978.
 37. Shakoori A, Ougolkov A, Yu ZW, *et al.* (2005) Deregulated GSK3beta activity in colorectal cancer: its association with tumor cell survival and proliferation. *Biochem Biophys Res Commun* **334**, 1365–1373.
 38. Aune D, Chan DS, Lau R, *et al.* (2011) Dietary fibre, whole grains, and risk of colorectal cancer: systematic review and dose-response meta-analysis of prospective studies. *BMJ* **343**, d6617.
 39. Wong NA & Pignatelli M (2002) Beta-catenin—a linchpin in colorectal carcinogenesis? *Am J Pathol* **160**, 389–401.
 40. Dronamraju SS, Coxhead JM, Kelly SB, *et al.* (2009) Cell kinetics and gene expression changes in colorectal cancer patients given resistant starch: a randomised controlled trial. *Gut* **58**, 413–420.
 41. Roncucci L, Scalmati A & Ponz de Leon M (1991) Pattern of cell kinetics in colorectal mucosa of patients with different types of adenomatous polyps of the large bowel. *Cancer* **68**, 873–878.
 42. Anti M, Marra G, Armelao F, *et al.* (1993) Rectal epithelial cell proliferation patterns as predictors of adenomatous colorectal polyp recurrence. *Gut* **34**, 525–530.
 43. Humphreys KJ, Conlon MA, Young GP, *et al.* (2014) Dietary manipulation of oncogenic microRNA expression in human rectal mucosa: a randomized trial. *Cancer Prev Res (Phila)* **7**, 786–795.
 44. IJssennagger N, Rijnierse A, de Wit N, *et al.* (2012) Dietary haem stimulates epithelial cell turnover by downregulating feedback inhibitors of proliferation in murine colon. *Gut* **61**, 1041–1049.
 45. Tapp HS, Commane DM, Bradburn DM, *et al.* (2013) Nutritional factors and gender influence age-related DNA methylation in the human rectal mucosa. *Aging Cell* **12**, 148–155.