

ear as if he loved it, and we doubt whether there is anywhere to be found such a complete account. It is rather strange that the first public description of the Indian method of rhinoplasty published in this country appeared in a lay journal, *The Gentleman's Magazine*, vol. lxiv. The classification of the methods of procedure in nasal deformities and malformations is very comprehensive, including the German or French method (including skin-grafting), the Italian or Tagliacotian, the Hindoo or Indian, the double transplantation (toe to hand, then to nose), the finger method, the clavicle method, the implantation method (paraffin, etc.), the reduction method, the prothetic or artificial method, the orthopædic, the intra-nasal method (closing perforation of the septum, etc.), etc. Due prominence is given to Watson Cheyne's, Walsham's, Lack's, and Roe's operations. Wealth of illustration renders the descriptions unusually intelligible. The various forms of nerve anastomosis for facial paralysis are admirably described, and we only regret that the author has not specified which of the methods he specially recommends and what the end results have been, nor does he make it quite clear as to the diagnosis of the cases in which recovery without operation is impossible or nearly so, and in which a good result from nerve anastomosis may be expected. The technique of the operation has, however, been perfected to the highest degree, and this article places it in a very clear light.

There is no index to this volume, but the analytical table of contents will probably satisfy all requirements. Take it altogether the operating specialist cannot afford to do without it, and he will look forward with impatient interest to the appearance of the second one.

Dundas Grant.

NOTES AND QUERIES.

The last copy of the *London Gazette* announces that the King has been pleased to grant his permission to Sir StClair Thomson, M.D., to accept and wear the decoration of Commander of the Order of Leopold which has been conferred upon him by the King of the Belgians in recognition of valuable services.

We understand that this Order is the principal one in Belgium, and that it has been bestowed for services in rhino-laryngology rendered both in this country and in Flanders.

BOOKS RECEIVED.

Peroral Endoscopy and Laryngeal Surgery. By *Chevalier Jackson, M.D.*, Professor of Laryngology, University of Pittsburgh; Consulting Laryngologist, Bronchoscopist, Œsophagoscopist and Gastroscopist, Western Pennsylvania Hospital; Laryngologist, Presbyterian Hospital, etc., etc. First edition. Quarto volume of 705 pages, 490 illustrations and 6 coloured plates. Cloth \$5.00, postage extra. The Laryngoscope Co., Publishers, St. Louis, Mo. 1915.

Transactions of the Thirty-sixth Annual Meeting of the American Laryngological Association, May, 1915.

VOL. XXX.—1915.

THE
JOURNAL OF LARYNGOLOGY,
RHINOLOGY, & OTOTOLOGY.

A RECORD OF CURRENT LITERATURE

RELATING TO

THE THROAT, NOSE, AND EAR.

PUBLISHED MONTHLY.

London:

ADLARD AND SON, BARTHOLOMEW PRESS
BARTHOLOMEW CLOSE, E.C.

ENTERED AT STATIONERS' HALL.

THE JOURNAL OF LARYNGOLOGY RHINOLOGY, AND OTOTOLOGY.

Founded in 1887 by **MORELL MACKENZIE** and **NORRIS WOLFENDEN**.

EDITORIAL COMMITTEE:

- | | |
|---|--|
| J. W. BOND, M.D. (<i>London</i>).
(<i>Pres. Laryng. Sect. R.S.M.</i>). | J. MACINTYRE, M.B., C.M., (<i>Glasgow</i>). |
| A. H. CHEATLE, F.R.C.S.
(<i>Pres. Otol. Sect. Internat. Cong.</i>). | SIR W. MILLIGAN, M.D., M.CH. (<i>Manchester</i>). |
| DUNDAS GRANT, M.A., M.D., F.R.C.S. (<i>London</i>). | SIR STCLAIR THOMSON, M.D., F.R.C.S. (<i>London</i>)
(<i>Pres. Laryng. Sect. Internat. Cong.</i>). |
| ALBERT A. GRAY, M.D. (<i>Glasgow</i>)
(<i>Pres. Otol. Sect. R.S.M.</i>). | LOGAN TURNER, M.D. (<i>Edinburgh</i>). |
| WILLIAM HILL, M.D. (<i>London</i>). | P. WATSON-WILLIAMS, M.D. (<i>Bristol</i>). |
| | MACLEOD YEARSLEY, F.R.C.S. (<i>London</i>). • |

EDITOR:

DAN MCKENZIE, M.D., F.R.C.S.E. (*London*).

WITH THE CO-OPERATION OF THE STAFF OF ABSTRACTORS:

DRS. J. STODDART BARR (*Glasgow*), H. S. BIRKETT (*Montreal*), BRADY (*Sydney*,
N.S.W.), JOHN DARLING (*Edinburgh*), DONELAN (*London*), CLAYTON FOX (*London*),
J. S. FRASER (*Edinburgh*), PERRY GOLDSMITH (*Toronto*),
THOS. GUTHRIE (*Liverpool*), A. HUTCHISON (*Brighton*), J. D. LITHGOW (*Edinburgh*),
A. MCCALL (*Bournemouth*), CHICHELE NOURSE (*London*), W. G. PORTER (*Edinburgh*),
KNOWLES RENSCHAW (*Manchester*), ARCHER RYLAND (*London*),
LINDLEY SEWELL (*Manchester*), ALEX. R. TWEEDIE (*Nottingham*),
C. E. WEST (*London*), G. HAROLD L. WHALE (*London*), WRIGHT (*Bristol*),
and WYLIE (*London*).

AND THE ASSISTANCE OF

MR. GEORGE BADGEROW (*London*), DRs. J. BARR (*Glasgow*), HUGO FREY (*Vienna*),
GRAZZI (*Florence*), A. BROWN KELLY (*Glasgow*), E. LAW (*London*),
MASSEI (*Naples*), D. PATERSON (*Cardiff*), URBAN PRITCHARD (*London*),
F. A. ROSE (*London*), A. SANDFORD (*Cork*), SENDZIAK (*Warsaw*),
H. TILLEY (*London*), RAYMOND VEREL (*Aberdeen*), E. WAGGETT (*London*),
R. WOODS (*Dublin*).

LIST OF PLATES.

	TO FACE PAGE
TO ILLUSTRATE DR. A. LOGAN TURNER'S AND MR. J. S. FRASER'S ARTICLE ON TUBERCULOSIS OF THE MIDDLE EAR CLEFT IN CHILDREN.	
PLATE I, FIG. 1.—TUBERCULAR INFILTRATION AND EROSION OF WALLS OF TYMPANIC CAVITY	216
FIG. 2.—TUBERCULAR INFILTRATION OF FLOOR OF TYMPANIC CAVITY, REACHING THE JUGULAR BULB	216
PLATE II, FIG. 3.—INVASION OF VESTIBULE THROUGH THE OVAL WINDOW	218
FIG. 4.—EROSION OF INNER WALL OF TYMPANUM	218
PLATE III, FIG. 5.—SHOWING PATH OF INVASION FROM INNER WALL OF ANTRUM ALONG VESSELS OF FOSSA SUBARCUATA	220
FIG. 6.—SECTION THROUGH APEX OF PETROUS BONE SHOWING ADVANCED TUBERCULAR DISEASE	220
PLATE IV, FIG. 7.—SECTION THROUGH ANTERIOR PART OF PETROUS PYRAMID	222
FIG. 8.—TUBERCULOSIS OF COCHLEA AND FISTULÆ INTO COCHLEA	222
PLATE V, FIG. 9.—SECTION THROUGH POSTERIOR PART OF PETROUS BONE SHOWING ADVANCED TUBERCULOSIS	224
FIG. 10.—FIBRO-OSSIFYING TYPE OF TUBERCULAR OTITIS	224
PLATE VI, FIG. 11.—SECTION OF INNER EAR (FIBRO-OSSIFY- ING TYPE OF TUBERCULOSIS)	224
FIG. 12.—ANOTHER SECTION OF THE SAME	224
PLATE VII, FIG. 13.—TUBERCULAR DISEASE OF ADENOID POST-NASAL GROWTH	226
FIG. 14.—GUINEA-PIG'S EAR SHOWING EXPERIMENTAL TUBER- CULOSIS: PERFORATION OF FOOT-PLATE OF STAPES	226
PLATE VIII, FIG. 15.—THE SAME, SHOWING INVASION OF PERILYMPH SPACE OF COCHLEA	226
FIG. 16.—THE SAME, SHOWING NEW BONE FORMATION IN EXTERNAL MEATUS, ETC.	226
PLATE IX, FIG. 17.—ANOTHER SECTION OF THE SAME	228
FIG. 18.—THE SAME, SHOWING INVASION OF THE LABYRINTH . THROUGH THE ROUND WINDOW	228
PLATE X, FIG. 19.—THE SAME, SHOWING INVASION OF VES- TIBULE THROUGH POSTERIOR MARGIN OF OVAL WINDOW	228

	TO FACE PAGE
FIG. 20.—THE SAME, SHOWING EROSION OF APEX AND OUTER BONY WALL OF COCHLEA BY TUBERCULAR DISEASE	228
TO ILLUSTRATE MAJOR SIR W. MILLIGAN'S AND MAJOR F. H. WESTMACOTT'S ARTICLE ON WARFARE INJURIES AND NEUROSES.	
PLATE I, FIG. 1.—PIECE OF SHRAPNEL EMBEDDED IN POS- TERIOR WALL OF MAXILLARY ANTRUM	297
FIG. 2.—PIECE OF SHRAPNEL IN INFERIOR MEATUS OF LEFT NASAL PASSAGE	297
PLATE II, FIG. 3.—BROKEN RIFLE BULLET ON LEFT SIDE OF FOURTH AND FIFTH CERVICAL VERTEBRA	298
FIG. 4.—FOREIGN BODY IN SWELLING OF NECK	298
PLATE III, FIG. 5.—FOREIGN BODY IN FRONT OF MIDDLE LINE OF NECK	298
FIG. 6.—RIFLE BULLET LYING CLOSE TO SIDE OF SPINE OF SECOND CERVICAL VERTEBRA	298

ILLUSTRATIONS IN TEXT.

	PAGE
ABSCESS OF THE CEREBELLUM. SIR WILLIAM MILLIGAN. DRAINAGE TUBE FOR ABSCESS OF THE BRAIN	7
TONSILLOTOME. WILLIAM SANDERSON	88
COLD-AIR LABYRINTH TESTING APPARATUS. J. DUNDAS GRANT	123
SKIAGRAM SHOWING DR. WATSON WILLIAMS' FRONTAL SINUS RASP IN SITU	126
ABNORMAL OVERGROWTH OF NOSE. J. L. IRWIN MOORE	128
SKIAGRAMS SHOWING PROBE IN FRONTAL LOBE ABSCESS CAVITY. DAN MCKENZIE. FIG. 1.—ANTERO-POSTERIOR VIEW	131
FIG. 2.—LATERAL VIEW	132
SKETCH SHOWING EROSION AREA IN CRIBRIFORM PLATE. P. WATSON- WILLIAMS	138
TONSILLOTOME. C. J. HEATH	144
ASPERGILLOSIS OF THE NASAL ACCESSORY SINUSES. HERBERT TILLEY. FIG. 1.—SECTION OF MUCINOUS MATERIAL	150
FIG. 2.—SAMPLES OF CRYSTALS IN MATERIAL FROM ANTRUM	151
FIG. 3.—BLASTOMYCES ALBICANS	152
FIG. 4.—MYCELIUM OF ASPERGILLUS NIGER	153
FIG. 5.—PORTIONS OF MYCELIUM IN MATERIAL FROM ANTRUM	154
FISH-BONE IN THROAT. J. DUNDAS GRANT	258

VI

	PAGE
CHORIOID VILLI. TWO FIGURES. WYATT WINGRAVE	271, 273
THE EXTERNAL OPERATION OF THE FRONTAL SINUS. ROSS HALL SKILLERN	329
ABERRANT CHORDA TYMPANI. RICHARD LAKE	350
GLASS TUBE FOR IONIC MEDICATION OF THE NOSE. A. J. HUTCHISON	387
GRANULOMA OF THE VOCAL CORD. SIR STCLAIR THOMSON	426
THE OPERATIVE TREATMENT OF NASO-PHARYNGEAL FIBROMA. THOMAS GUTHRIE.	
FIG. 1.—INCISION IN NOSE	430
FIG. 2.—THE WIDENING OF THE PYRIFORM APERTURE	430
FIG. 3.—ELEVATOR USED FOR SEPARATING THE GROWTH	432
NASAL FORCEPS. DAN MCKENZIE	456
A RECONSTRUCTION MODEL OF THE RIGHT MIDDLE AND INNER EAR. J. S. FRASER AND J. K. MILNE DICKIE.	
FIG. 1.—LATERAL ASPECT OF MODEL	458
FIG. 2.—POSTERO-MEDIAL SURFACE OF MODEL	459
FIG. 3.—ANTERIOR SURFACE OF MODEL	460
FIG. 4.—POSTERIOR SURFACE OF MODEL	461
FIG. 5.—OUTER WALL OF TYMPANIC CAVITY	461
FIG. 6.—INNER WALL OF TYMPANIC CAVITY	462
FIG. 7.—POSTERIOR SURFACE OF SEGMENT B	463
FIG. 8.—POSTERIOR SURFACE OF SEGMENT C	463
FIG. 9.—POSTERIOR SURFACE OF SEGMENT D	464
FIG. 10.—ANTERIOR SURFACE OF SEGMENT E	465
FIG. 11.—POSTERIOR SURFACE OF E	466
FIG. 12.—POSTERIOR SURFACE OF G	467
FIGS. 13 TO 19.—CAMERA LUCIDA DRAWINGS SHOWING THE DUCTUS REUNIENS	468, 469, 470, 471
FIG. 20.—SLIDE 317	471
VINCENT'S ANGINA. WYATT WINGRAVE	477

INDEX TO VOLUME XXX, 1915.

SUBJECTS.

	PAGE
Abducens paralysis, otogenic (J. C. G. Macnab)	335
Abductor paralysis, <i>see</i> Cord, vocal.	
Actinomycosis of larynx (M. Behr)	85
Adductor paralysis, <i>see</i> Cord, vocal.	
Adenoids and middle-ear suppuration (S. A. Ewing)	448
Air we breathe, the. Presidential Address (Thomas Hubbard)	184
Air-passages, foreign bodies in (Sir W. Milligan)	165
American Laryngological Association, 1914, proceedings of the	184, 433, 485
——— Rhinological, and Otological Society, 1914, proceedings of the	359, 442, 496
Anaphylaxis (J. H. Goodale)	189
Angina, Vincent's, <i>see</i> Vincent's angina.	
Antro-nasal polypus (van Iterson)	50
——— ulcerated (H. Tilley)	169
Antrum, maxillary, abnormalities of (L. H. Pegler)	309
——— angio-fibroma of (Sir W. Milligan)	168
——— aspergillosis of (H. Tilley)	133, 145, 160
——— epithelioma of (W. Stuart-Low)	401
——— operation (E. B. Waggett, W. M. Mollison, W. S. Syme)	67, 77, 83
——— foreign body in (W. Zemann)	197
——— myxomatous disease of (W. S. Syme)	83
——— neoplasm of (Irwin Moore, H. N. Taylor)	400, 448
——— operation on (Mahu)	448
——— Skillern's (J. C. G. Macnab)	333
——— perithelioma of (H. R. Whale)	315, 510
——— sarcoma of, operation (E. B. Waggett)	67
——— suppuration of, with osteomyelitis (W. Stuart-Low)	76
Aphonia, functional (J. F. O'Malley, H. L. Whale)	403, 404
——— from shell-burst (H. Tilley)	403
——— treated by vaso-dilators (J. R. Keith)	375
Arytænoïd cartilage, dislocation of (W. S. Syme)	84
——— articulation, <i>see</i> Crico-arytænoïd articulation.	
Asthma, horse (J. L. Goodale)	189
Auditory centre, bilateral lesion of (J. Guthrie)	177
——— nerve, syphilis affecting (Ellis and Swift)	418
——— tumour of (R. E. Shuter)	377
<i>See also</i> Cerebello-pontine tumour.	
Bacteræmia (John E. Sheppard)	366
Boiler-makers' deafness (T. Ritchie Rodger)	91
Bone-conduction in syphilis (O. Beck)	175
Brain, abscess of, <i>see</i> Brain, frontal lobe of; temporo-sphenoidal lobe of; and cerebellum.	
——— bullet-wound of (J. F. O'Malley)	411
——— frontal lobe of, abscess of (Dan McKenzie)	130

	PAGE
Brain, lateral ventricle of, drainage of (C. E. West)	249
— symptoms in latent mastoiditis (Kopetzky)	261
— temporo-sphenoidal lobe of, abscess of (J. Kerr Love)	81
— — — — — bilateral (H. J. Davis)	36
British Medical Association, The, Section of Oto-Laryngology, meeting at Aberdeen, July, 1914	9
— — — — — the Section of Surgery	1
Bronchi, foreign bodies removed from (H. Tilley, Sir W. Milligan, Dundas Grant, H. A. Eccles)	71, 165, 312, 318, 418
Bronchial glands, tuberculosis of (Steel and Heublein)	262
Bronchoscopy, limitations of (Chevalier Jackson)	438
Brown, Dr. J. Price, retirement of	56
Buccal cavity, gunshot wound of (Jobson Horne)	291
— — — — — tuberculosis of (H. Buckland Jones)	295
Cancer, treatment of, by pyraloxin (von Stein)	262
Carotid artery, internal, sigmoid tortuosity of (A. G. T. Fisher)	416
Cerebello-pontine angle, tumour of (W. M. Mollison, L. Guthrie, E. G. Fearnside, and R. E. Shuter)	120, 377
Cerebellum, <i>see also</i> Brain.	
— abscess of (Sir W. Milligan)	1
Cerebro-spinal fluid in ear diseases (Wyatt Wingrave)	121, 270
— — — — — effect of atropin and epinephrin upon (J. W. Moore)	419
— — — — — micro-organisms in (W. M. Mollison)	354
— — — — — meningitis, epidemic, <i>see</i> Meningitis, epidemic.	
Cervical abscess, latent (W. Hill)	408
— gland tuberculosis (S. Griffith)	379
Cheek, cancer of, treated by diathermy (Cumberbatch)	454
Choanal polypus (van Iterson, H. Tilley, O. Sippel)	50, 169, 197
Cholesteatoma, <i>see</i> Ear, middle, cholesteatomatous disease of.	
Chorda tympani, aberrant (R. Lake)	350
Chordectomy for double abductor paralysis (Citelli)	174
Cord, vocal, <i>see also</i> Laryngeal nerve and larynx.	
— — — — — abductor paralysis of (E. A. Peters)	42
— — — — — — — — — — double, chordectomy for (Citelli)	174
— — — — — adductor paresis of (Lambert Lack, J. R. Keith)	136, 375
— — — — — epithelioma of, <i>see</i> Larynx, cancer of.	
— — — — — fixation of (W. M. Mollison)	284
Cords, vocal, traumatic fixation of both (J. F. O'Malley)	407
Crico-arytænoid articulation, ankylosis of (false) (J. C. G. Macnab)	337
Deaf, the, spatial sensibility of	264
Deaf-mutism, acquired, pathology of (H. Mygind)	369
— congenital, pathology of (A. Denker)	370
Deafness, boiler-makers' (T. Ritchie Rodger)	91
— congenital, improved under treatment (R. Lake)	350
— from pontine polio-encephalitis (J. Collier)	508
— noise (editorial, T. Ritchie Rodger)	89, 91
— sociological aspect of (Young)	508
— syphilitic, congenital, undergoing thyroid treatment (J. Dundas Grant)	348
— treatment by auditory re-education (Maurice)	507
Diathermy for cancer (E. P. Cumberbatch)	454
— for epithelioma of pharynx (W. Stuart-Low)	318
— for epithelioma of auricle (Dan McKenzie)	358
— synechiæ for in nose (Dan McKenzie)	292
Diphtheria, antitoxin, intramuscular injections (Rolleston and Macleod)	138
— pericarditis in (P. Figdon)	506
Diseases of Children, The, edited by Dr. M. Pfaundler and Dr. A. Schlossmann, vol. vi (review, Macleod Yearsley)	380

	PAGE
Dry-cupping of larynx (W. Stuart-Low)	408
Dura mater, sarcoma of (J. F. Barnhill)	200
Ear, anatomy of the (J. S. Fraser and J. K. Milne Dickie)	457
— diseases of the, from the exanthemata (C. R. C. Borden, S. A. Friedberg, and discussion)	496
— external, cancer of (C. E. West)	121
— — — — — treated by diathermy (Dan McKenzie)	358
— — — — — operation; no recurrence (Norman Paterson)	357
— — — — — deformity of, congenital (Dan McKenzie)	35
— internal, <i>see</i> Labyrinth.	
— meatus of, external, <i>see</i> Meatus, auditory, external.	
— middle, catarrh of, chronic, ætiology of (Macleod Yearsley, J. E. Sheppard)	182, 376
— — — — — treatment of (S. H. Lutz)	261
— — — — — by iodine fumigation (Kœnig)	451
— — — — — cholesteatoma of (M. J. Stewart, W. M. Mollison)	261, 357
— — — — — infection of, in exanthemata (C. R. C. Borden)	453
— — — — — reconstruction, model of (J. S. Fraser and J. K. M. Dickie)	457
— — — — — suppuration of (E. R. Sawrey)	454
— — — — — abducens paralysis from (J. C. G. Macnab)	335
— — — — — acute, facial paralysis from (Lubet-Barbon)	417
— — — — — neuritis of occipital nerve after (J. C. G. Macnab)	335
— — — — — chronic, treatment of (G. Ferreri)	86
— — — — — vaccine therapy (W. Haughey)	454
— — — — — intracranial complications of, diagnosis of (E. A. Ewing, R. E. Shuter)	376, 377
— — — — — osteomyelitis from (L. Bar)	323
— — — — — pharyngeal abscess from (Dan McKenzie, P. Jacques)	12, 321
— — — — — from <i>Streptococcus mucosus</i> (R. E. Shuter, C. E. Perkins)	261, 377
— — — — — syphilis of (J. Dundas Grant, Ellis, and Swift)	348, 418
— — — — — tuberculosis of, in children (A. Logan Turner and J. S. Fraser)	209
— — — — — and its relation to intracranial tuberculosis (J. S. Fraser)	383
— — — — — (Wyatt Wingrave, A. Cheatle, W. Stuart-Low, C. E. West, E. L. Davis, and discussion)	247
— — — — — primary (Jobson Horne)	32
— — — — — specimens illustrating (Wyatt Wingrave)	247
Edinburgh Royal Infirmary, Reports for the year 1913 from the Ear and Throat Department of (A. Logan Turner)	91, 155, 299
— — — — — statistical tables (J. Ritchie Rodger)	155
Epiglottis, cancer of (W. Hill)	48
Ethmoid bone, cancer of (W. S. Syme)	83
Ethmoidal cells, monocular diplopia cured by opening (J. C. G. Macnab)	336
Eustachian tube, silver nitrate application to (W. C. Braislin)	261
Exanthemata, the aural complications of the (C. R. C. Borden, S. A. Friedberg, and discussion, E. M. Holmes)	496, 508
Extra Pharmacopœia of Martindale and Westcott, The Sixteenth Edition (review, Dundas Grant)	380
Face, congenital deformity of (Dan McKenzie)	35
— warfare injuries of (H. L. Whale)	413
Facial paralysis from nasal douching (Lubet-Barbon)	417
Goitre, action of lime in (Pern)	450
Gradenigo's syndrome, <i>see</i> Abducens paralysis.	

	PAGE
Headache associated with intranasal disorders (L. H. Pegler)	375
Heath, Mr., report on cases operated on by (Plumber and Mosher)	139
Herpes zoster oticus (A. R. Tweedie, William Mollison, N. Sharp),	275, 355, 375
——— with recurrent paralysis (Dan McKenzie)	339
Hill's cesophageal feeding tube (Irwin Moore)	128
Hypophysis, <i>see</i> Pituitary body.	
Hyoid bone, fracture dislocation of cornu of (W. Hill)	125
Hypopharynx, <i>see also</i> Pharynx.	
——— tumours of the (Gerber)	195
Index of Differential Diagnosis of Main Symptoms, edited by Herbert French (review, Dundas Grant)	327
International Congress of Medicine, Otological Section, Proceedings of the	321, 369
Iodine, antiseptic power of (Sir W. Cheyne)	326
——— fumigation in middle-ear disease (Koenig)	451
Ionic medication of nose (A. J. Hutchison)	385
King George's Hospital, appointments to	143
Labyrinth, <i>see also</i> Cochlea, semi-circular canals, and vestibular apparatus.	
——— anatomy of, reconstruction model of (J. S. Fraser and J. K. M. Dickie)	457
——— Diseases of the, by Erich Ruttin (review, A. R. Tweedie).	87
Labyrinthitis, acute purulent (A. Ryland)	305
Labyrinthotomy for vertigo (W. H. Kelson)	352
Lacrimal sac, intranasal operation on (Choronshitzky)	378
Laryngeal nerve, recurrent, paralysis of (J. F. O'Malley)	407
——— with herpes zoster oticus (Dan McKenzie)	339
——— with mitral stenosis (L. H. Pegler)	307, 328
——— nerves, superior, paralysis of, from disseminated sclerosis (J. Donelan)	79
——— phthisis, <i>see</i> Larynx, tuberculosis of.	
——— stridor, congenital (J. H. Sheldon)	200
Laryngectomy (Berard, Sargnon, and Bessiere)	449
Laryngo-fissure, <i>see</i> Thyrotomy.	
Laryngocele ventricularis (G. E. Shambaugh)	194
Laryngoscopy, direct (Jas. Donelan and discussion, Logan Turner, and J. S. Fraser)	43, 69, 201
——— suspension (Dan McKenzie, R. Levy, R. C. Lynch)	76, 364, 503
——— in children (R. Levy)	364
Larynx, actinomycosis of, primary (M. Behr)	85
——— cancer of (Sir StC. Thomson, Herbert Tilley, E. D. Davis, W. M. Mollison, Cyril Horsford)	51, 68, 72, 133, 161, 260, 285, 318, 320
——— diagnosis of (Sir StC. Thomson)	133
——— operation for, <i>see also</i> Thyrotomy.	
——— (W. Howarth)	80
——— spontaneous disappearance of (Pugnat)	51
——— suitable for laryngo-fissure (Sir StC. Thomson)	133
——— disease of, obscure (Jobson Horne)	127
——— dry-cupping of (W. Stuart-Low)	408
——— epithelioma of, <i>see</i> Cancer of.	
——— fibroma of (L. H. Pegler, H. Tilley)	46, 69
——— foreign body in (Dan McKenzie)	76
——— granuloma of (Sir StClair Thomson)	425
——— gunshot wounds of (H. Buckland Jones, Sir StClair Thomson)	290, 291, 409
——— injury of (W. Stuart-Low, W. Hill)	408
——— lupus of, primary (Emil Mayer)	186
——— neoplasms of (W. J. Horne, J. Donelan)	42, 43

	PAGE
Larynx, neoplasms of, removal of, with suspension laryngoscopy (R. C. Lynch)	503
——— subglottic (Sir W. Milligan)	313
——— operations on, after-treatment of (J. F. Barnhill and discussion)	193
——— pachydermia of (Jobson Horne)	285
——— diffuse syphilitic (W. H. Kelson)	283
——— sarcoma of (Price Brown)	259
——— stenosis of, Acute, Treatment of, by Dr. G. Torraquin (review, Dundas Grant)	142
——— from bayonet wound (E. D. Davis)	406
——— syphilis of (E. D. Davis, Dan McKenzie, W. H. Kelson)	74, 75, 283
——— with œdema, treated by "606" (G. Poyet)	448
——— tuberculosis of (Dan McKenzie)	75
——— and pregnancy (R. Imhofer)	51
——— tracheotomy for (E. D. Davis)	74
——— treatment of (E. D. Davis)	74
——— tumour of, <i>see</i> Larynx, neoplasms of.	
——— web of, congenital (J. C. G. Macnab)	338
——— traumatic (H. Buckland Jones)	290
——— wound of, self-inflicted (A. Ryland)	306
'Lubafax' surgical lubricant	384
Luetin diagnosis of syphilis	455
Lupus, treatment of, by gold (Perutz and Sippel)	200
Mastoid, endothelioma of (W. S. Syme)	81
——— operation, pyrexia after (N. Turner and R. Lake, E. R. Sawrey)	350, 454
——— cortical, <i>see</i> Mastoid operation, Schwartz's.	
——— performed by disease (W. M. Mollison)	357
——— radical (E. A. Peters)	31
——— skin-grafting in (Dan McKenzie)	346
——— Schwartz's, secondary suture after (H. Mygind)	322
——— with preservation of ossicles (Mahu)	451
——— region, bullet-wounds of (J. Toubert)	52
Mastoiditis, acute primary (W. M. Mollison)	356
——— causing acute nephritis (Geo. F. Keiper)	509
——— latent, <i>Streptococcus mucosus</i> (S. Kopetzky)	261
——— primary (Bonner and Dutrow)	509
——— simulated by external otitis (Botella)	53
Maxilla, inferior, dentigerous cyst of (Sir W. Milligan)	314
——— superior, abnormalities of (L. H. Pegler)	309
——— hyperostosis of (W. M. Mollison)	78
——— osteomyelitis of, in infancy (W. Stuart-Low)	76
Maxillary antrum, <i>see</i> Antrum, maxillary.	
Meatus, auditory, external, atresia of (Dan McKenzie)	34
——— Peters) disposal of, in radical mastoid operation (E. A. Peters)	31
——— exostosis of (E. A. Peters, H. J. Davis)	30, 36
——— syphilitic ulceration of (W. M. Mollison)	121
Mediastinum, tuberculous glands in (Stoll and Heublein)	262
——— operation (T. K. Dalziel)	83
——— tumour of (W. Stuart-Low)	286
Medical Annual, The, 1914 (review, Dundas Grant)	55
Membrana tympani, <i>see</i> Tympanic membrane.	
Ménière's symptoms, operation for (W. H. Kelson)	352
Meningitis, acute purulent; Haynes's operation; results (S. J. Kopetzky)	443
——— diagnosis of (W. M. Mollison)	354
——— drainage of meninges; recovery (Dan McKenzie)	353
——— treatment of (W. Sohler Bryant, S. J. Kopetzky)	442, 443

	PAGE
Meningitis, cerebro-spinal, <i>see</i> Meningitis, epidemic.	
— epidemic (Lundie, Thomas and Fleming, J. Arkwright, Host, Lakin, and Benians, M. Foster, Embleton and Peters)	295, 296, 374
— — and the sphenoidal sinus (Embleton and Peters)	265, 296
— — the nasal conditions in (E. A. Peters)	267
— rhinogenic (Watson Williams, Gerhardt)	137, 199
— serous, in diseases of nose (Gerhardt)	199
Mitral stenosis, recurrent paralysis with (L. H. Pegler)	307, 328
Mouth, <i>see</i> Buccal cavity.	
Nasal accessory sinuses, <i>see</i> Sinuses, Nasal Accessory.	
— forceps (Dan McKenzie)	456
Naso-antral polypus, <i>see</i> Antro-nasal polypus.	
Naso-pharynx, fibroma of (R. Neuenborn, A. Schulz, E. D. Davis, J. L. Irwin Moore)	49, 196, 279, 319, 399
— — — operative treatment of (T. Guthrie)	427
— — — removed through mouth (Irwin Moore)	399
— involution of (W. S. Bryant)	84
— myxosarcoma of (E. Fletcher Ingals)	435
— neoplasm of (F. Spicer)	401
— sarcoma of (W. Stuart-Low, E. Fletcher Ingals)	77, 435
Neck, gunshot wounds of (Jobson Horne)	291
— shell wound of (W. Hill)	408
Nephritis, acute, from mastoiditis (G. F. Keiper)	509
Noise-deafness (editorial, T. Ritchie Rodger)	89, 91
Nose, accessory sinuses of, <i>see</i> Sinuses, nasal accessory.	
— angioma of (W. Hill)	307
— angio-fibroma of (Sir W. Milligan)	168
— bulbous (Irwin Moore)	128
— bullet-wounds of (G. Seccombe Hett, Sir StClair Thomson)	311, 413
— deformity of, rectified by submucous rotation of cartilage (Dundas Grant)	398
— disorders of, and headache (L. H. Pegler)	375
— endothelioma of, operation (E. B. Waggett)	67
— external, chronic lymphangitis of (Sir W. Milligan)	278
— gangrene of, from tuberculin (J. Müller)	198
— ionic medication of (A. J. Hutchison)	385
— lupus of (P. de Santi)	47
— mucous membrane of, cauterisation of (E. de W. Wales)	374
— rhinoscleroma of (Dundas Grant)	77
— sarcoma of (C. N. Slaney)	51
— septum of, congenital teratoma of (L. Onodi)	507
— — submucous resection of, in childhood (W. W. Carter)	374
— — — instruments for (J. Donelan)	79
— — — metal tubes for use after (Dan McKenzie)	172
— — — without packing (Sir W. Milligan)	277
— synechiæ in, treated by diathermy (Dan McKenzie)	292
— — traumatic (J. F. O'Malley)	412
—, Throat and Ear, Diseases of the, by W. L. Ballenger (review, Macleod Yearsley)	56
— traumatic deformity of (W. Stuart-Low)	172
— tuberculoma of (C. W. M. Hope)	170
— tuberculosis of (C. J. Graham)	294, 311
— vestibulo synechiæ of (L. H. Pegler)	311
Nystagmus, vestibular, through closed eyelids (E. P. Fowler)	446
Occipital nerve, lesser, neuritis of, following acute purulent otitis media (J. C. G. Macnab)	335
Oesophagotomy for removal of foreign bodies (Walker Downie, H. L. Whale)	175, 290, 316

	PAGE
Œsophagus, cancer of (Sir W. Milligan, H. Tilley)	39, 71
——— treated by radium (Sir W. Milligan)	40
——— feeding tube for, Hill's (Irwin Moore)	129, 401
——— foreign bodies in (Sir W. Milligan, H. Tilley, Walker Downie, H. L. Whale, W. H. Jewell)	39, 71, 165, 175, 290, 316, 402
——— stenosis of, discussion on (H. P. Mosher, C. Jackson)	359
——— ——— escharotic (Dan McKenzie)	317
——— ——— in children (C. W. M. Hope)	316
——— syphilis of (V. J. Wile)	53
——— ulcer of, peptic (A. E. Barclay)	450
Osteomyelitis of petrous bone (L. Bar)	323
Operative Surgery of the Nose, Throat, and Ear, by Hanau W. Loeb, and others (review, Dundas Grant)	510
Otitis, <i>see</i> Ear.	
Otogenic pharyngeal abscess (Dan McKenzie, P. Jacques)	12, 321
Otosclerosis, ætiology of (W. S. Bryant)	389
Ozæna <i>see also</i> Rhinitis, atrophic.	
——— Perez bacillus in relation to distemper (J. P. McGowan)	57
Palate, cancer of (Hunter Tod)	137
——— cleft, operation for (G. S. Thomson)	379
——— soft, ulceration of (W. Howarth)	137
——— ——— webbing of (W. Jobson Horne)	42
Pansinusitis (H. Tilley, A. Ryland)	71, 304
Peritonsillar abscess, treatment of (Levinger)	50
Pharmacopœia, The, of the Hospital for Diseases of the Throat, Nose, and Ear (Golden Square), by Charles A. Parker and Jefferson Faulder (review, Dan McKenzie)	176
Pharyngeal fistula (Douglas Harmer)	402
——— rudiment, persistent (Poynton, Higgins and Pirie)	324, 416
Pharyngitis, acute ulcerative, with congenital heart disease (J. D. Rolleston)	324
Pharyngotomy, transthyroid (W. Howarth).	80
Pharynx, abscess of, otogenic (Dan McKenzie, P. Jacques)	12, 321
——— and soft palate, correlated action of (Greenfield Sluder)	437
——— bullet wound of (C. W. M. Hope)	289
——— cancer of, (H. Whitehouse, W. Stuart-Low)	83, 287, 318
——— ——— operation (W. Howarth)	80
——— chondrosarcoma of (C. I. Graham)	47
——— diverticulum of (Sir W. Milligan)	38
——— epithelium of, <i>see</i> Cancer of.	
——— fish bones in (Dundas Grant)	258
——— inclusive dermoids of (Poynton, Higgins, and Pirie)	324, 426
——— laryngeal, web of (J. C. G. Macnab)	337
——— neoplasms of (Gerber)	195
——— perithelioma of (J. Coubro Potter)	48, 130
——— pouch of (Sir W. Milligan)	38
——— pulsating swelling of (W. Stuart-Low)	134
——— syphilis of, tertiary (G. J. F. Elphick)	170
Pituitary body, cyst of, with infantilism (Stetten and Rosenbloom)	141
——— ——— operation (E. D. Davis)	281
——— ——— sarcoma of, operation (E. D. Davis)	281, 282
——— infantilism (Wilfred Harris)	379
Poliomyelitis, epidemic (F. R. Fraser)	142
Pontine polio-encephalitis, deafness from (J. Collier)	508
Pterygoid region, bullet in (W. Howarth)	412
Pulverizations, dry (G. Gradenigo)	326
Pyorrhœa alveolaris virulent, with tonsillitis (A. Ryland)	344
Radium, cancer treated by (Sir W. Milligan, Wm. Hill)	39, 40, 398
Recurrent laryngeal nerve, <i>see</i> Laryngeal nerve, recurrent.	

	PAGE
Rhinogenic meningitis (P. Watson-Williams, Gerhardt)	137, 199
Rhinoscleroma (Dundas Grant)	77
Rhinosporidium kinealyi (T. R. Tirumurti)	139
Rodent ulcer (G. Pernet)	419
Royal Society of Medicine, Proceedings of the, Laryngological Section (1914-15)	38, 67, 125, 277, 307, 398
————— Otological Section (1914-15)	30, 117, 247, 346
————— Presidential Address, 1914 (Albert A. Gray)	117
Salvarsan in syphilis of larynx, with œdema (Poyet)	448
————— upper air passages and ears (H. L. Whale)	141
Scottish Otological and Laryngological Society, Proceedings of the Semon, Sir Felix, and the Internationales Centralblatt für Laryngologie	81 382
Septum, nasal, <i>see</i> Nose, septum of.	
Shoulder-arm-hand syndrome of nasal sinus disease (M. A. Bliss, J. C. G. Macnab)	325, 334
Sinus, antral, <i>see</i> Antrum, maxillary.	
————— cavernous, thrombosis of, recovery (H. R. Johnson)	139
————— frontal, absence of (Perry Goldsmith)	75
————— anatomy of (Wm. Hill)	125
————— operation on, external (R. H. Skillern)	329
————— intra-nasal (P. Watson-Williams, William Hill)	72, 125
————— Killian's (W. S. Syme)	82
————— suppuration of, brain abscess from (Dan McKenzie, W. Clegg, and H. Black)	130, 174
————— lateral, infection of, bacteræmia in (J. E. Sheppard)	366
————— in typhoid fever (E. M. Holmes)	508
————— treatment of (H. E. Jones)	105
————— sphenoidal, and epidemic meningitis (E. A. Peters)	265, 267
————— exploratory opening of (C. P. Grayson)	501
————— monocular diplopia and (J. C. G. Macnab)	336
————— variations of disease in (G. M. McBean)	258
Sinuses, Nasal Accessory, Development and Anatomy of, by Warren B. Davis (review, J. E. Frazer)	78
————— empyema of (O. St. J. Gogarty)	9
————— histological pathology of the (J. C. Beck)	50
————— in children, suppuration of (H. Tilley, L. A. Coffin, G. B. Wood, C. G. Coakley, and discussion)	292, 485
————— pain from, referred (M. A. Bliss, J. C. G. Macnab)	325, 334
————— suppuration of (J. Murphy)	259
————— models of (Greenfield Sluder)	436
————— surgery of (H. Tilley)	71
Sinusitis, <i>see</i> Sinus, suppuration of, and pansinusitis.	
Sixth cranial nerve, <i>see</i> Abducens.	
Skull, hyperostosis of, with meatal exostosis (E. A. Peters)	30
Stammering and Cognate Defects of Speech, by C. S. Bluemel (review, Dan McKenzie)	201
————— the origin and nature of	201
<i>Streptococcus mucosus</i> mastoiditis (R. E. Shuter, C. E. Perkins)	261, 377
Stridor, congenital laryngeal (J. H. Sheldon)	200
————— from bronchial gland tuberculosis (Stoll and Heublein)	262
Styloid process, elongated (Macleod Yearsley, Alban Evans, W. S. Syme)	116, 176, 303
Suspension laryngoscopy, <i>see</i> Laryngoscopy, suspension.	
Syphilis, bone conduction in (O. Beck)	175
————— Der der Unschuldigen (Syphilis Insontium), by P. H. Gerber (review, Dundas Grant)	142

	PAGE
Syphilis, luetin, diagnosis of	455
Temporal bone, anatomy of (G. J. Jenkins, A. H. Cheatele)	38, 420
——— ——— Surgical Anatomy of the, Guide to and Catalogue of Specimens illustrating the, by Arthur H. Cheatele (review, Dan McKenzie)	420
——— ——— tuberculosis of (Arthur H. Cheatele)	248
Thymectomy, technique of (A. MacLennan).	54
——— in tracheostenosis (A. Fischer)	54
Thymus gland, hypertrophy of, diagnosis of, by skiagraphy (D. Bryson Delavan)	433
——— ——— symptoms (A. Fischer)	54
Thyroid gland, <i>see also</i> Goitre.	
——— cancer of, radium (Sir W. Milligan)	39
——— treatment for syphilitic deafness (J. Dundas Grant)	348
Thyrotomy (H. Tilley, E. D. Davis, W. M. Mollison, Sir StClair Thomson)	51, 68, 72, 134, 161, 260, 318
Tinnitus, subjective, treatment of (W. Kümmel)	373
——— treatment of Eustachian tube for (W. C. Braislin)	26
Tongue, cancer of, treated by diathermy (E. P. Cumberbatch)	454
——— base of, cancer of (W. Hill, W. Stuart-Low, C. I. Graham)	48, 287, 288
——— ——— treated by radium (W. Hill)	398
Tonsil, faucial, abscess of, <i>see</i> Peritonsillar abscess.	
——— cancer of (Hunter Tod, C. I. Graham, Jobson Horne)	137, 288
——— ——— do bacteria enter by (Wyatt Wingrave)	384
——— ——— enlargement of, in leukæmia (C. W. M. Hope)	172
——— ——— enucleation of, <i>see</i> Tonsillectomy.	
——— ——— epithelioma of, <i>see</i> cancer of.	
——— ——— functions of (J. Conroe)	173
——— ——— guillotines (W. Sanderson, G. J. F. Elphick, C. J. Heath)	88, 135, 143
——— ——— irritation of, from styloid process (Macleod Yearsley)	116
——— ——— neoplasm of (Clayton Fox)	173
——— ——— pillar of, apoplexy of (Bosviel)	416
——— ——— relation of internal carotid to (A. G. T. Fisher)	416
Tonsils, the, by Harry A. Barnes (review, D. R. Paterson)	263
Tonsillectomy by blunt dissection (G. Trautmann, J. B. Horgan)	49, 482
——— indications (Max Goerke)	324
——— indiscriminate (C. W. Richardson)	506
——— instruments for (W. Sanderson, C. J. Heath)	88, 143
——— ——— hæmostatic (G. J. F. Elphick)	135
Tonsillitis, acute ulcerative, with pyorrhœa alveolaris (A. Ryland)	344
Tonsillotome (Wm. Sanderson)	88
Trachea, diphtheria of, primary (F. M. Johnstone)	375
——— epithelioma of (J. Adam)	64
——— stenosis of from cervical abscess (W. Hill)	408
——— papilloma of, extensive (Lambert Lack)	136
——— sarcoma of, primary (J. M. Ingersoll)	188
Tracheitis, streptococcal, in infancy (J. C. G. Macnab)	336
Tuberculin, Plain Rules for the Use of, by R. Allan Bennet (review, Dundas Grant)	56
——— gangrene of nose resulting from (J. Müller)	198
Tympanic membrane moving with respiration (Dan McKenzie)	357
——— ——— spatial sensibility of	264
Typhoid fever, aural complications of (E. M. Holmes)	508
Vaccine therapy for suppuration of ear (W. Haughey)	454
Vertigo (J. Gordon Wilson and F. H. Pike)	452
——— labyrinthotomy for (W. H. Kelson)	352
Vestibular reactions, tests for, apparatus for (Dundas Grant)	123

	PAGE
Vincent's angina (J. J. Richardson, Wyatt Wingrave)	196, 472
——— treated with sodium perborate (H. H. Stark)	416
Voice, nasal (E. L. Kenyon)	85
Upper air-passages, diseases of the, medical and surgical treatment of the (J. A. Thompson)	504
Warfare injuries and neuroses (Sir W. Milligan and F. H. Westmacott, and discussion)	297, 402

AUTHORS.

ADAM (James), tracheal tumour	64
ARKWRIGHT (Joseph), cerebro-spinal meningitis	295, 374
BAR (L.), osteomyelitis of petrous	323
BARCLAY (A. E.), peptic œsophageal ulcer	450
BARNHILL (John F.), environmental surgery of oto-laryngology	193
——— sarcoma of dura mater	200
BECK (Joseph C.), nasal sinuses	50
BEHR (Max), actinomycosis of larynx	85
BERARD, SARGNON, and BESSIERE, laryngectomy	449
BIRKETT (H. S.) and ROGERS (J.), abstracts	142, 174, 260, 418, 452
BLISS (M. A.), nasal sinus pains	325
BONNER (H.) and DUTROW (H. V.), primary mastoiditis	509
BORDEN (Charles R. C.), middle-ear infection in exanthemata	453, 496
BOSVIEL, apoplexy of tonsillar pillar	416
BOTELLA, external otitis	53
BRADY (A. J.), abstracts	259, 375, 376, 377, 379, 448, 450, 454
BRAISLIN (W. C.), tinnitus	261
BRYANT (W. S.), acute purulent meningitis	442
——— etiology of otosclerosis	389
——— involution of naso-pharynx	84
CARTER (W. W.), resection of nasal septum	374
CHEATLE (Arthur), surgical anatomy of temporal bone	420
——— tuberculosis of temporal bone	248
CHEYNE (Sir W. Watson), antiseptic power of iodine	326
CHORONSHITZKY (B.), operation on lacrymal sac	378
CITELLI, chordectomy	174
CLEGG (W.), and BLACK (H.), abscess of frontal lobe	174
COAKLEY (C. G.), sinusitis in children	486
COFFIN (Lewis A.), sinusitis in children	485
COLLIER (J.), pontine polio-encephalitis	508
CONROE (J.), functions of tonsils	174
CUMBERBATCH (E. P.), diathermy for cancer	454
DALZIEL (T. K.), mediastinal abscess, operation	83
DAVIS (E. D.), laryngeal stenosis from wound	406
——— laryngeal syphilis	74
——— tuberculosis	74
——— laryngo-fissure	72
——— naso-pharyngeal fibroma	279
——— pituitary cyst	281
——— sarcoma	281, 282
——— tuberculosis of ear	250
DAVIS (H. J.), exostoses of meatus	36
——— temporo-sphenoidal abscess	36

	PAGE
DE SANTI (P.), (?) lupus of nose	47
DELAVAN (D. Bryson), thymus hypertrophy	433
DENKER (E.), pathology of deaf-mutism	370
DICKIE (J. K. M.) and FRASER (J. S.), reconstruction model	457
DONELAN (Jas.), disseminate sclerosis	79
—— laryngeal neoplasms	45
—— submucous resection of septum	79
ECCLES (H. A.), foreign body in bronchus	418
ELLIS (Arthur W. M.) and SWIFT (Homer F.), syphilitic deafness	418
ELPHICK (G. J. F.), hæmostatic guillotine	135
—— retropharyngeal gumma	170
EMBLETON (D.) and PETERS (E. A.), cerebro-spinal fever and the sphenoidal sinus	296
EVANS (Alban), long styloid process	176
EWING (S. A.), adenoids and middle-ear suppuration	448
—— intracranial complications of middle-ear disease	376
FERRERI (G.), chronic suppurative otitis	86
FIGDOR (P.), pericarditis in diphtheria	506
FISCHER (A.), thymectomy	54
FISHER (A. G. Timbrell), tortuosity of internal carotid	416
FOSTER (Michael), epidemic meningitis	296
FOWLER (Edmund Prince), vestibular nystagmus	446
FOX (H. Clayton), abstracts	416, 417, 448, 451
—— neoplasm of tonsil	173
FRASER (F. R.), epidemic poliomyelitis	142
FRASER (J. S.), abstracts 49, 50, 85, 139, 195, 196, 197, 198, 199, 200, 262, 506, 509	383
—— middle-ear tuberculosis and intracranial tuberculosis	383
—— otosclerosis	389
—— and DICKIE (J. K. M.), reconstruction model	457
—— and TURNER (A. Logan), direct laryngoscopy, etc.	201
—— tuberculosis of middle ear	209
FRAZER (J. Ernest), review	87
FRIEDBERG (Stanton A.), middle-ear infection in exanthemata	498
GERBER (P. H.), tumours of the hypopharynx	195
GERHARDT, serous rhinogenic meningitis	199
GOERKE (Max), tonsillectomy	324
GOGARTY (O. StJ.), nasal sinuses	9
GOLDSMITH (Perry), absence of frontal sinus	75
GOODALE (J. L.), horse asthma	189
GRADENIGO (G.), dry pulverizations	326
GRAHAM (C. I.), chondro-sarcoma of pharynx	47
—— epithelioma of tonsil	288
—— tuberculosis of nose	294, 311
GRANT (J. Dundas), deformity of nose rectified	398
—— fish-bone in throat	258
—— foreign body in bronchus	318
—— reviews	55, 56, 142, 327
—— rhinoscleroma	77
—— vestibular test apparatus	123
GRAY (Albert A.), Presidential Address	117
GRAYSON (Charles P.), sphenoidal sinus	501
GRIFFITH (Stanley), cervical gland tuberculosis	379
GUTHRIE (Leonard) and FEARNSIDES (E. G.), cerebello-pontine tumour	377
GUTHRIE (Thomas), abstracts	84, 141, 262, 325, 375, 378, 419
—— bilateral lesion of auditory centre	177
—— fibroma of nasopharynx	427
HARMER (W. Douglas), pharyngeal fistula	402

	PAGE
HARRIS (Wilfred), pituitary infantilism	379
HAUGHEY (Wilfred), vaccine therapy in middle-ear disease	454
HEATH (Chas. J.), tonsil guillotine	143
HETT (G. Seccombe), bullet-wound of antra	311
HILL (Wm.), angioma of nasal septum	307
—— epithelioma of epiglottis	48
—— fracture dislocation of hyoid	125
—— frontal sinus anatomy	125
—— intranasal frontal sinus operation	125
—— radium for cancer of tongue	398
—— shell-wound of neck	408
—— tracheal stenosis	408
HOLMES (E. M.), aural complications of typhoid fever	508
HOPE (C. W. M.), bullet-wound of pharynx	289
—— leukæmic tonsils	172
—— œsophageal stricture	316
—— tuberculoma of nasal septum	170
HORGAN (J. B.), abstracts	49, 50, 54
—— tonsillectomy by blunt dissection under local anæsthesia	482
HORNE (W. Jobson), epithelioma of tonsil	288
—— gunshot wound of neck	291
—— laryngeal neoplasm	42
—— obscure laryngeal disease	127
—— pachydermia laryngis	285
—— tuberculosis of ear	32
—— webbing of soft palate	42
HORSFORD (Cyril), laryngeal case	320
HOST (E. C.), LAKIN (C. E.), and BENIANS (T. H. C.), epidemic meningitis	296
HOWARTH (W.), bullet in pterygoid region	412
—— transthyroid pharyngotomy	80
—— ulceration of tonsil	137
HUBBARD (Thomas), the air we breathe	184
HUTCHISON (Arthur J.), ionic medication of nose	385
IMHOFER (R.), laryngeal phthisis and pregnancy	51
INGALS (E. Fletcher), nasopharyngeal myxosarcoma	435
INGERSOLL (J. M.), sarcoma of trachea	188
ITERSON (van), antro-nasal polypus	50
JACKSON (Chevalier), limitations of bronchoscopy	438
—— stenosis of œsophagus	359
JEWELL (W. H.), foreign body in œsophagus	402
JOHNSON (H. R.), cavernous sinus thrombosis	139
JOHNSTONE (F. M.), diphtheria of trachea	375
JONES (H. Buckland), gunshot wound of larynx	291
—— laryngeal web	290
—— tuberculosis of mouth	295
JONES (Hugh E.), lateral sinus sepsis	105
KEIPER (George F.), nephritis from mastoiditis	509
KEITH (John R.), hysterical aphonia	375
KELSON (W. H.), syphilis of larynx	283
KENYON (E. L.), nasal voice	85
KENIG (C. J.), iodine fumigation	451
KOPETZKY (Samuel J.), acute purulent meningitis	443
KÜMMEL, (W.), subjective tinnitus	373
LACK (H. Lambert), deficient tension of vocal cords	136
—— tracheal papilloma	136

	PAGE
LAKE (R.), aberrant chorda tympani	350
——— congenital deafness	350
——— and TURNER (N.), pyrexia after mastoid operation	350
LEVINGER, peritonsillar abscess	50
LEVY (Robert), suspension laryngoscopy	364
LOVE (J. Kerr), temporo-sphenoidal abscess	81
LUBET-BARBON, facial paralysis	417
LUNDIE (A.), THOMAS (D. J.), and FLEMING (S.), cerebro-spinal meningitis	295
LUTZ (S. H.), chronic middle-ear catarrh	261
LYNCH (Robert C.), suspension laryngoscopy	503
MCBEAN (G. M.), sphenoidal sinus disease	258
MCGOWAN (J. P.), Perez bacillus	57
MCKENZIE (Dan), atresia of auditory meatus	34
——— epithelioma of auricle	358
——— flaccid membrana tympani	357
——— frontal lobe abscess	130
——— herpes zoster oticus	339
——— laryngeal syphilis	75
——— ——— tuberculosis	75
——— mastoid grafting	346
——— meningeal drainage	353
——— œsophageal stenosis	317
——— otogenic pharyngeal abscess	12
——— stammering	201
——— submucous resection	172
——— synechiæ in nose	292
MACLENNAN (A.), thymectomy	54
MACNAB (J. C. G.), arytænoid ankylosis	336
——— Bliss syndrome	337
——— maxillary antrum operation	334
——— otogenic abducens paralysis	333
——— ——— neuritis	335
——— rhinogenic monocular diplopia	335
——— streptococcal tracheitis	336
——— web of laryngo-pharynx	338
MAHU (M. G.), maxillary sinusitis	448
——— radical mastoid operation	450
MAURICE, auditory re-education	507
MAYER (Emil), lupus of larynx	186
MILLIGAN (Sir W.), angio-fibroma	168
——— cerebellar abscess	1
——— dentigerous cyst	314
——— foreign bodies in bronchi	165
——— lymphangitis of nose	278
——— œsophageal cancer	39, 40
——— ——— foreign bodies	39, 165
——— pharyngeal diverticulum	38
——— subglottic neoplasm	313
——— submucous resection	277
——— thyroid gland cancer	39
——— and WESTMACOTT (F. H.), war injuries	297
MOLLISON (W. M.), acute primary mastoiditis	356
——— cancer of maxillary antrum	77
——— case for diagnosis	398
——— cerebello-pontine tumour	120
——— fixation of crico-arytænoid joint	284
——— hyperostosis of maxilla	78
——— laryngo-fissure	318
——— mastoid operation performed by disease	357

	PAGE
MOLLISON (W. M.), organisms in cerebro-spinal fluid	354
—— syphilis of external meatus	121
MOORE (J. L. Irwin), bulbous nose	128
—— Hill's œsophageal tube	129, 401
—— naso-pharyngeal fibroma	319, 399
—— neoplasm of maxillary antrum	400
MOORE (J. W.), cerebro-spinal fluid	419
MOSHER (H. P.), stenosis of œsophagus	359
MOSHER (P. H.), and PLUMMER (E. M.), report on Mr. Heath's cases	139
MURPHY (J.), nasal sinus disease	259
MYGIND (H.), mastoid operation	322
—— pathology of deaf-mutism	369
NEUENBORN (R.), naso-pharyngeal fibroma	49
O'MALLEY (J. F.), bullet wound of head	411
—— functional aphonia	403
—— intranasal adhesions	412
—— recurrent laryngeal paralysis	407
ONODI (L.), teratoma of nasal septum	507
PATERSON (D. R.), review	262
PATTERSON (Norman), epithelioma of auricle	357
PEGLER (L. H.), anatomy of superior maxilla	309
—— headache from intranasal disorders	375
—— laryngeal fibroma	46
—— nasal synechia	311
—— recurrent paralysis with mitral stenosis	307
PERN (Sydney), goitre	450
PERNET (G.), rodent ulcer	419
PERUTZ and SIPPEL, treatment of lupus by gold	200
PETERS (E. A.), cerebro-spinal meningitis	267
—— exostosis of auditory meatus	30
—— radical mastoid operation	31
—— and EMBLETON (D.), cerebro-spinal fever	296
PLUMMER (E. M.), and MOSHER (P. Harris), report on Mr. Heath's cases	139
POTTER (J. Coubro), gunshot wound of neck	403
—— perithelioma of pharynx	48, 130
POYET (G.), laryngeal syphilis	448
POYNTON (F. G.), HIGGINS (T. N.), and PIRIE (G. R.), persistent pharyngeal rudiment	324, 416
PRICE BROWN, sarcoma of larynx	259
PUGNAT, cancer of larynx	51
RICHARDSON (Charles W.), laryngitis subglottica	494
—— indiscriminate tonsillectomy	506
RICHARDSON (J. J.), Vincent's angina	196
RODGER (T. Ritchie), noise-deafness	91
ROLLESTON (J. D.), acute pharyngitis	324
—— and MACLEOD (C.), antitoxin in diphtheria	138
RYLAND (Archer), abstracts	324, 375, 377, 379, 418, 419, 450, 454, 506, 508
—— acute tonsillitis with pyorrhœa	344
—— oto-laryngological cases	304
SANDERSON (William), tonsillotome	88, 144
SAWREY (Ernest R.), suppurative otitis	454
SCHULZ (A.), naso-pharyngeal fibroma	196
SHAMBAUGH (George E.), laryngocele ventricularis	194
SHARPE (N.), herpes zoster oticus	375
SHATTOCK (S. G.), cancer of larynx	284

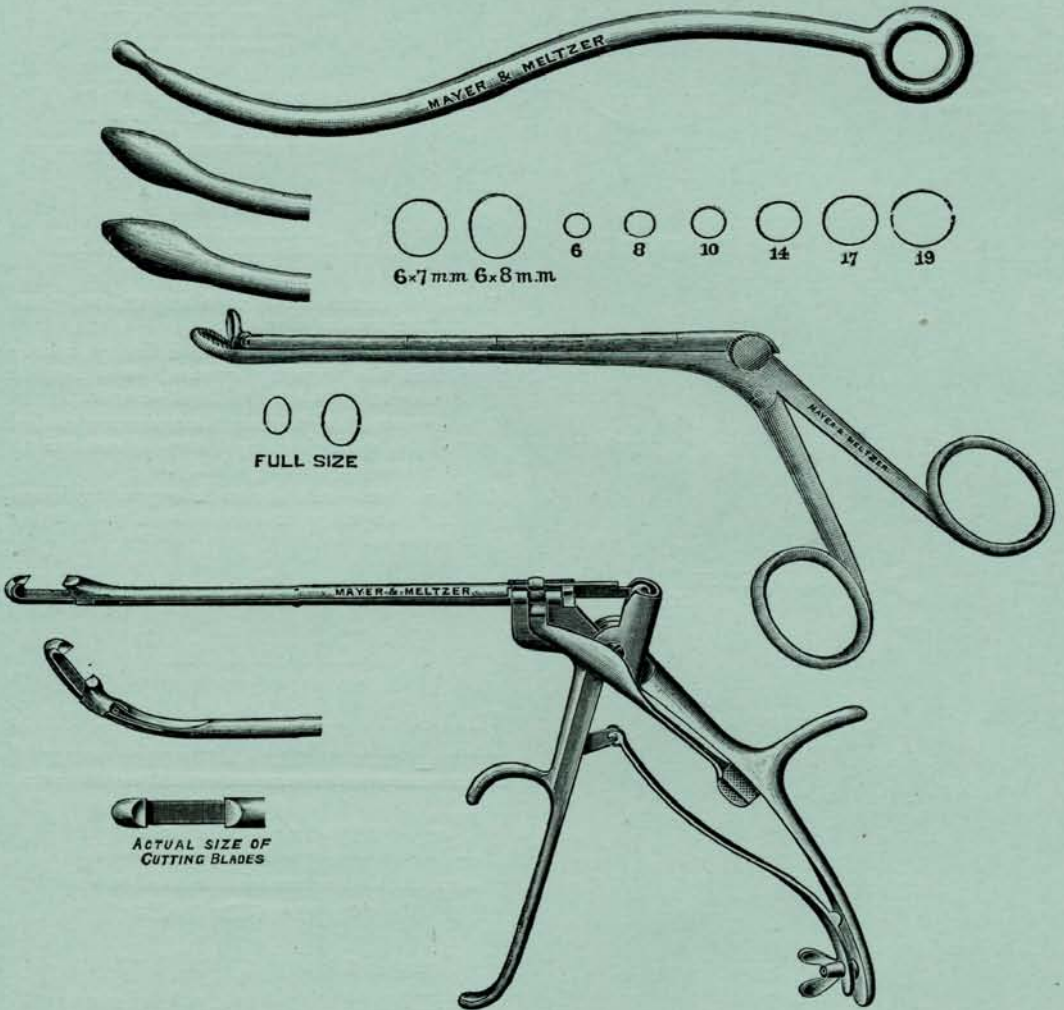
	PAGE
SHELDON (J. H.), congenital laryngeal stridor	200
SHEPPARD (John E.), bacteræmia	366
—— middle-ear disease	377
SHURLEY (Burt R.), tonsil and thyroid	492
SHUTER (R. E.), intracranial complications of middle-ear disease	377
—— tumour of auditory nerve	377
SIPPEL (Otto), choanal polypi	197
SKILLERN (Ross Hall), frontal sinus operation	329
SLANEY (C. N.), sarcoma of nose	51
SLUDER (Greenfield), models of nasal sinuses	436
—— movements of pharynx	437
SPICER (Fred), new-growth of nasopharynx	401
STARK (H. H.), Vincent's angina	416
STEIN (von), treatment of cancer	262
STETTEN and ROSENBLUM, pituitary cyst	141
STOLL (H. F.) and HEUBLEIN (A. C.), bronchial gland tuberculosis	262
STUART (M. J.), cholesteatoma	261
STUART-LOW (W.), cancer of maxillary antrum	401
—— dry-cupping of larynx	408
—— epithelioma of pharynx	287, 318
—— injury to larynx	408
—— mediastinal tumour	286
—— naso-pharyngeal sarcoma	77
—— osteomyelitis of maxilla	76
—— pharyngeal pulsating swelling	134
—— traumatic deformity of nose	172
—— tuberculosis of ear	248
SYME (W. S.), arytænoid dislocation	84
—— cancer of ethmoid	83
—— endothelioma of mastoid	81
—— frontal sinus operation	82
—— myxoma of maxillary antrum	83
—— styloid process elongated	303
TAYLOR (H. N.), tumour of maxillary antrum	448
THOMPSON (John A.), medical treatment of special diseases	504
THOMSON (G. S.), operation for cleft palate	379
THOMSON (Sir StClair), cancer of larynx	51, 134, 161, 260
—— granuloma of vocal cord	425
—— gunshot-wound of nose	413
—— traumatic laryngeal stenosis	409
TILLEY (Herbert), antro-nasal polypus	169
—— aspergillosis of maxillary antrum	133, 145
—— fibroma of larynx	69
—— functional aphonia from shell	403
—— laryngo-fissure	68
—— pansinusitis	71
—— sinus suppuration in children	292
TIRUMURTI (J. S.), rhinosporidium kinealyi	139
TOD (Hunter), cancer of palate	137
—— epithelioma of tonsil	137
TOUBERT (J.), bullet-wounds of mastoid	52
TRAUTMANN (G.), tonsillectomy	49
TURNER (A. Logan), Edinburgh Royal Infirmary Reports	155, 209
—— and FRASER (J. S.), direct laryngoscopy, etc.	201
—— tuberculosis of middle ear	209
TURNER (N.) and LAKE (R.), pyrexia after mastoid operation	350
TWEEDE (A. R.), herpes zoster oticus	275
—— review	87
WAGGETT (E. B.), endothelioma of nose	67

	PAGE
WAGGETT (E. B.) epithelioma of maxillary antrum	67
—— sarcoma of maxillary antrum	67
WALES (E. de Wolfe), cauterisation of nasal mucosa	374
WATSON-WILLIAMS (P.), frontal sinus operation	72, 125
—— rhinogenic meningitis	137
WEST (C. E.), carcinoma of pinna	121
—— drainage of lateral ventricle	249
WESTMACOTT (F. H.) and MILLIGAN (Sir W.), warfare injuries	297
WHALE (H. L.), abstracts 51, 52, 53, 86, 324, 326, 449, 507	404
—— functional aphonia	404
—— œsophagotomy	290, 316
—— perithelioma of antrum	315, 510
—— salvarsan treatment	141
—— warfare injuries of face	413
WHITEHOUSE (H.), epithelioma of hypopharynx	83
WILE (U. J.), syphilis of œsophagus	53
WILSON (J. Gordon) and PIKE (F. H.), vertigo	452
WINGRAVE (Wyatt), abstracts	262, 326
—— cerebro-spinal fluid	121, 270
—— tonsils and bacteria	384
—— tuberculosis of ear	247
—— Vincent's angina	472
WOOD (George B.), sinusitis in children	485
WRIGHT (A. J.), abstract	139
WYLIE (Andrew), abstract	175
YEARSLEY (Macleod), abstracts 50, 51, 85, 138, 139, 141, 174, 175, 196, 200,	258, 261, 374, 375, 376, 377, 416, 448, 453, 454, 508, 510
—— chronic middle-ear catarrh	182
—— prolongation of styloid process	116
—— reviews	56, 381
YOUNG (H. B.), deaf-mutism	508
ZEMANN (W.), foreign body in maxillary antrum	197

MAYER & MELTZER,

Surgical Instrument Makers.

ESTABLISHED OVER FIFTY YEARS.



**Instruments as used by Dr. Watson-Williams
for the Intra-Nasal Operation for Frontal
Sinus Suppuration.**

(See *JOURNAL OF LARYNGOLOGY*, May, 1914.)

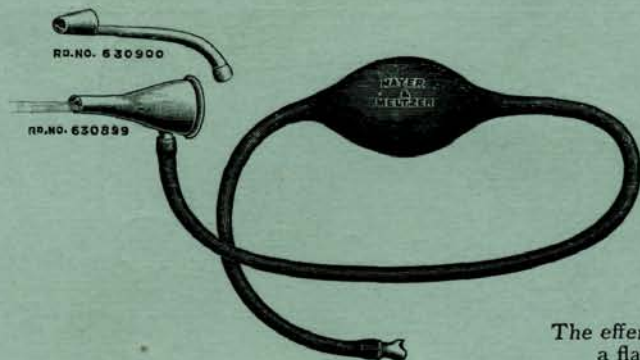
Full Particulars on application.

MAYER & MELTZER, 71, GREAT PORTLAND ST., LONDON.

Branches: MELBOURNE; CAPE TOWN; JOHANNESBURG.

MAYER & MELTZER,

Surgical Instrument Makers.



“Emandem” Aural Syringe


Devised by
P. FERGUSON, F.R.C.S.Eng.

The efferent tube fitted into a speculum gives a flat stream of water.

The outflow from the speculum being greater than the ingoing stream, considerable force may be used without danger.

The operator has the meatus under inspection while syringing, and can manoeuvre to remove any foreign body.

The smaller nozzle shown in engraving forms a safe syringe to entrust to a patient for self-use.




“Emandem” Improved Metallic Filament Lamp.

(Registered Design.)

Gives a light of intense brilliancy (40-50 c.p.), almost equal to the Nernst Lamp, which is now unobtainable.

Full particulars on application.



MAYER & MELTZER, 71, GT. PORTLAND STREET, LONDON.

And at MELBOURNE, CAPETOWN, JOHANNESBURG.