

INFECTION CONTROL AND HOSPITAL EPIDEMIOLOGY[®]

EDITORIAL

- Biological Indicators for a Liquid Chemical Sterilizer:
A Solution to the Instrument Reprocessing Problem? 309
WALTER W. BOND, MS

ORIGINAL ARTICLES

- Use of Biological Indicators Designed for Steam or Ethylene Oxide
to Monitor a Liquid Chemical Sterilization Process 313
RAYMOND C. KRALOVIC, PHD
- Nosocomial Infections in Neutropenic Cancer Patients 320
PENELOPE S. CARLISLE, RN, MS, CIC; RASIM GULCAP, MD; PETER H. WIERNIK, MD
- Puncture Injuries Due to Needles Removed from Intravenous Lines:
Should the Source Patient Routinely Be Tested for Bloodborne Infections? 325
FARRIN A. MANIAN, MD, MPH; LYNN MEYER, RN, MPH, CIC; JOAN JENNE, RN, CIC
- Methicillin-Resistant *Staphylococcus aureus* in a Nursing Home
and Affiliated Hospital: A Four-Year Perspective 331
LARRY J. STRAUSBAUGH, MD; CLEONE JACOBSON, RN, CIC; TERI YOST, RN, CIC

STATISTICS FOR HOSPITAL EPIDEMIOLOGY

- Choices: A Brief Review of Economic Analysis 337
SAM SHEPS, MD, MSC, FRCPC; DAVID BIRNBAUM, PHD, MPH

EMPORIATRICS

- Practicing Emporiatics: Basic Sources of Information on Travel Medicine 342
MARY D. NETTLEMAN, MD


LETTERS TO THE EDITOR

- Disinfection of Medical Waste (and Reply) 305
TRAVIS W. HONEYCUTT; F.D. DASCHNER, MD

MEDICAL NEWS 349

SHEA NEWS 355

Dream Machine.



**Rapid, Safe,
Sterile Processing
Was Once
Just A Dream**

● STERIS SYSTEM 1™ has made the dream of rapid and safe sterile processing a reality.

STERIS SYSTEM 1 is the proven, low temperature sterile processing system for immersible surgical and diagnostic devices. Even delicate, heat sensitive scopes, cameras, instruments, and accessories can be safely sterilized in less than 30 minutes-Just In Time for each patient procedure. ●

STERIS SYSTEM 1 also provides peace of mind. There are no toxic fumes, and no disposal restrictions to lose sleep over. ● And liquid processing means that your devices can be sterilized without the drying and wrapping which are required with gaseous systems.

Write or call us today to learn why thousands of health professionals rest assured with the rapid and safe sterile processing of STERIS SYSTEM 1.0

The STERIS PROCESS™
The Proven Process
Just In Time

STERIS®



STERIS CORPORATION
9450 Pineneedle Drive ■ Mentor, OH 44060
1-800-JIT-4-USE (1-800-548-4873)

The Leader In Site-Of-Use Sterile Processing Systems.

Answers To Commonly Asked Questions About the STERIS PROCESS™

LIQUID STERILE PROCESSING

Q. How does liquid sterile processing compare to other methods?

A. Regardless of the sterilization process, the item to be sterilized must be clean to ensure effective sterilization. The cleaning process is universally performed by washing an item with water. Gas sterilization technologies, such as EtO and vaporized hydrogen peroxide, require that an item be completely dry before it is exposed to the sterilization process. This adds time, difficulty, and uncertainty—all negatives when a health professional is rushing to get ready to treat the next patient.

Since the STERIS PROCESS uses a liquid sterilant, it is equally effective on wet or dry items. This allows processing of items immediately after pre-cleaning without additional preparation. And since the STERIS PROCESS does not require wrapping and unwrapping of items, it eliminates many processing steps which are typically performed with gaseous systems, and allows sterilization with optimum efficiency and efficacy.

Liquid processing offers many other advantages as well. Liquid solutions are more easily directed than gases. This is especially important when processing sophisticated devices such as lumened endoscopes, which pose a challenge to chemical sterilization technologies. In addition, sterile processing with STERIS SYSTEM 1™ allows the user to see the gentle agitation of the liquid solution in action, without having to rely on complex monitoring systems to ensure that the sterilizing agents are present.

Q. How is the STERIS PROCESS different from other liquid processes?

A. The STERIS PROCESS uses STERIS 20™, a powerful chemical sterilant with a high degree of materials compatibility. The STERIS 20 formulation includes the active biocidal agent, peracetic acid, in combination with a proven chemical protection system. The ability to deliver anti-corrosives to all surfaces of a device is an important advantage of a liquid system.

The STERIS PROCESS is used in STERIS SYSTEM 1—a complete sterile processing system. SYSTEM 1 provides automated and documented sterile processing in less than 30 minutes, so sterile devices are available Just In Time for each patient procedure.

Q. How is the STERIS 20 solution different from other solutions, like glutaraldehyde?

A. Glutaraldehyde solutions are typically used only to disinfect, not sterilize. These solutions are normally reused, allowing contamination and/or dilution. Unlike STERIS 20, glutaraldehyde cross links proteins, and therefore, can affix organic material to instrument surfaces. The STERIS 20 formulation, along with the directed flow of SYSTEM 1, makes the STERIS PROCESS more effective at reaching contaminated surfaces.

STERIS 20 does not have the same hazardous waste and worker exposure considerations as glutaraldehyde. The STERIS 20 use dilution is non-toxic and safely disposed in an ordinary drain during the standard processing cycle. In fact, it has passed the stringent fish toxicity tests required by the U.S. EPA and the State of California.

STERIS Corporation develops, manufactures, and markets sterile processing and infection prevention systems for the worldwide healthcare market. STERIS® is committed to providing products which improve patient and worker safety. If you would like more information about STERIS or STERIS SYSTEM 1, please write or call us at 1-800-JIT-4-USE (1-800-548-4873).

Paid Advertisement



Techni-CareTM Surgical Scrub

99.99% Bacterial Reduction
in only 30 seconds

Techni-Care...A new technology in a surgical scrub exhibits outstanding antimicrobial efficacy *without* dermal irritation.

Fully substantiated by independent testing in vivo and in vitro, Techni-Care Surgical Scrub


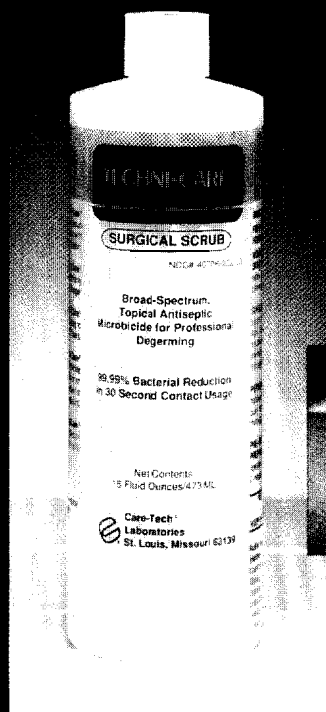
both disinfects and conditions in *less time than any prior technology available to healthcare personnel.*

Results of Time Kill tests demonstrate that Techni-Care eliminates gram negative and gram positive bacteria at 99.99% in 30 second contact.

Outstanding Bactericidal Activity without skin irritation

Techni-Care's active ingredient, chloroxylenol (PCMX) at 3%, eliminates bacteria, while a host of skin conditioning agents work synergistically to condition and soften the skin. Exceptionally mild, Techni-Care's dermal conditioning ingredients, include cocamidopropyl PG-Dimonium Chloride Phosphate, Aloe Vera Gel, Collagen and Propylene Glycol.

Techni-Care has rated a "minimal irritation" in the Draize Dermal irritation test. Specially blended formulation for dermal conditioning, as well as for bacterial reduction. Techni-Care Surgical Scrub is soothing to dermal tissue while phospholipids promote natural turgor.



CARE-TECHTM LABORATORIES

Advanced Skin Care Technology

1-800-325-9681

INFECTION CONTROL AND HOSPITAL EPIDEMIOLOGY™

CONTENTS

EDITORIAL

- Biological Indicators for a Liquid Chemical Sterilizer: A Solution to the Instrument Reprocessing Problem? 309
WALTER W. BONDS, MS

ORIGINAL ARTICLES

- Use of Biological Indicators Designed for Steam or Ethylene Oxide to Monitor a Liquid Chemical Sterilization Process 313
RAYMOND C. KRALOVIC, PHD
- Nosocomial Infections in Neutropenic Cancer Patients 320
PENELOPE S. CARLISLE, RN, MS, CIC; RASIM GUCALP, MD; PETER H. WIERNIK, MD
- Puncture Injuries Due to Needles Removed from Intravenous Lines: Should the Source Patient Routinely Be Tested for Bloodborne Infections? 325
FARRIN A. MANIAN, MD, MPH; LYNN MEYER, RN, MPH, CIC; JOAN JENNE, RN, CIC
- Methicillin-Resistant *Staphylococcus aureus* in a Nursing Home and Affiliated Hospital: A Four-Year Perspective 331
LARRY J. STRAUSBAUGH, MD; CLEONE JACOBSON, RN, CIC; TERI YOST, RN, CIC

STATISTICS FOR HOSPITAL EPIDEMIOLOGY

- Choices: A Brief Review of Economic Analysis 337
SAM SHEPS, MD, MSc, FRCPC; DAVID BIRNBAUM, PhD, MPH

EMPORIATRICS

- Practicing Emporiatrics: Basic Sources of Information on Travel Medicine 342
MARY D. NETTLEMAN, MD

DEPARTMENTS

- Letters to the Editor 305
- Corrections 306
- Book Reviews 346
- Calendar of Events 348
- Medical News 349
- SHEA News 355

THE PUBLICATION OF ADVERTISING IN THE JOURNAL DOES NOT CONSTITUTE ANY GUARANTEE OR ENDORSEMENT BY THE SOCIETY FOR HOSPITAL EPIDEMIOLOGY OF HERIC,4 OR SLACK INCORPORATED OF THE ADVERTISED PRODUCT OR SERVICE OR OF CLAIMS MADE BY THE ADVERTISER. THE PUBLICATION OF ARTICLES AND OTHER EDITORIAL MATERIAL IN THE JOURNAL DOES NOT NECESSARILY REPRESENT THE POLICY RECOMMENDATIONS OR ENDORSEMENT BY THE SOCIETY.

PUBUSHER: Infection Control and Hospital Epidemiology (ISSN-0899-823X, Canadian GST#129780466) is published exclusively by SLACK Incorporated 12 times a year. Address: 6900 Grove Rd., Thorofare, NJ 08086. Telephone: (609) 848-1000.

COPYRIGHT 1993 The Society for Hospital Epidemiology of America, Inc., and SLACK Incorporated. All rights reserved. No part of this publication may be reproduced without written permission from the publisher. Printed in the USA.

SUBSCRIPTIONS: Requests should be addressed to the publisher (except Japan). In Japan, contact Woodbell Incorporated, 4-22-11, Kitakasai, Edogawaku, Tokyo 134, Japan. Subscription rates in the United States and possessions: Individual: One year-\$80.00; Two years-\$115.00; Three years-\$145.00; Institutional: One year-\$90.00; Two years-\$130.00; Three years-\$170.00. Fellows: \$20 per year with proof of training status. Canada: \$18.00 additional each year plus 7% for Canadian Goods & Services tax; all other countries: \$36.00 additional each year. Single copies of current issues may be obtained for \$15.00. United States and possessions; \$20.00 all other countries.

REPRINTS: All requests to reprint or use material published herein should be addressed to Lester Robeson, SLACK Incorporated, 6900 Grove Rd., Thorofare, NJ 08086. For reprint orders and prices, contact Lester Robeson at (609) X48-1000. Authorization to photocopy items for internal or personal use, or the internal or personal use of specific clients, is granted by SLACK Incorporated, provided that the base fee of \$1.00 per copy, plus \$.15 per page is paid directly to Copyright Clearance Center, 27 Congress St., Salem, MA 01970. This consent does not extend to other kinds of copying, such as for general distribution, resale, advertising and promotional purposes, or for creating new collective works.

CHANGE OF ADDRESS: Notice should be sent to the publisher six weeks in advance of effective date. Include old and new addresses with zip codes. The publisher cannot accept responsibility for undelivered copies. Second-class postage is paid at Thorofare, New Jersey 08086, and additional entry points. **POSTMASTER:** Send address changes to SLACK Incorporated, 6900 Grove Rd., Thorofare, NJ 08086.

INFECTION CONTROL AND HOSPITAL EPIDEMIOLOGY is listed in Index Medicus, Current Contents-Clinical Practice, Hospital Literature Index, Cumulative Index to Nursing & Allied Health Literature, Nursing Abstracts, and Laboratory Performance Information Exchange System.

EDITORIAL OFFICES

Vanderbilt University School of Medicine
A-1131 Medical Center North
Nashville, TN 37232-2637
(615) 343-1095; (615) 343-1882 (FAX)
Email: iche@mcmail.vanderbilt.edu

EDITOR

Michael D. Decker, MD, MPH

MANAGING EDITOR

Susan Cantrell

STATISTICAL EDITOR

Beverly G. Mellen, PhD

SENIOR ASSOCIATE EDITORS

C. Glen Mayhall, MD

Gina Pugliese, RN, MS

William Schaffner, MD

ASSOCIATE EDITORS

Donald A. Goldmann, MD

Didier Pittet, MD, MS

Andreas Widmer, MD, MS

SECTION EDITORS

Beyond Infection Control:

The New Hospital Epidemiology

Bryan P. Simmons, MD

Stephen B. Kritchevsky, PhD

Memphis, Tennessee

Wing Hong Seto, MD

Hong Kong

Disinfection and Sterilization

William A. Rutala, PhD, MPH

Chapel Hill, North Carolina

Emerging Infectious Diseases

Larry J. Strausbaugh, MD

Portland, Oregon

Robert W. Pinner, MD

Atlanta, Georgia

From the Laboratory

Marcus Zervos, MD

Royal Oak, Michigan

Fred C. Tenover, PhD

Atlanta, Georgia

Information Management

John A. Sellick, DO

Buffalo, New York

The International Perspective

Mary D. Nettleman, MD, MS

Richmond, Virginia

Issues in Surgery

James T. Lee, MD, PhD

St. Paul, Minnesota

Medical News

Gina Pugliese, RN, MS

Chicago, Illinois

Martin S. Favero, PhD

Irvine, California

Practical Healthcare Epidemiology

Loreen A. Herwaldt, MD

Iowa City, Iowa

SHEA News

Murray D. Batt, MD

Clarksburg, West Virginia

Statistics for Hospital Epidemiology

David Birnbaum, PhD, MPH

Sidney, British Columbia, Canada

Topics in Long-Term Care

Philip W. Smith, MD

Omaha, Nebraska

Topics in Occupational Medicine

David Weber, MD, MPH

Chapel Hill, North Carolina

INFECTION CONTROL AND HOSPITAL EPIDEMIOLOGY®

EDITORIAL ADVISORY BOARD

Jacques F. Acar, MD	Paris, France
J. Wesley Alexander, MD	Cincinnati, Ohio
Paul Arnow, MD	Chicago, Illinois
Graham A.J. Ayliffe, MD	Birmingham, United Kingdom
Neil L. Barg, MD	Yakima, Washington
Elizabeth Ann Bolyard, RN, MPH, CIC	Atlanta, Georgia
John M. Boyce, MD	Providence, Rhode Island
Professor Dr. Ilja Braveny	Munich, Federal Republic of Germany
Charles Bryan, MD	Columbia, South Carolina
Christian Brun-Buisson, MD	Creteil, France
Donald E. Craven, MD	Boston, Massachusetts
Sue Crow, MSN, RN, CIC	Shreveport, Louisiana
Franz Daschner, MD	Freiburg, Federal Republic of Germany
Leigh G. Donowitz, MD	Charlottesville, Virginia
Charles E. Edmiston, Jr., PhD	Milwaukee, Wisconsin
Theodore C. Eickhoff, MD	Denver, Colorado
Bruce Farber, MD	Manhasset, New York
Victoria J. Fraser, MD	St. Louis, Missouri
Peter C. Fuchs, MD, PhD	Black Butte, Oregon
Richard A. Garibaldi, MD	Farmington, Connecticut
Velvl Greene, PhD, MPH	Beer Sheva, Israel
Robert Gaynes, MD	Atlanta, Georgia
David W. Gregory, MD	Nashville, Tennessee
David K. Henderson, MD	Bethesda, Maryland
Peter N.R. Heseltine, MD	Los Angeles, California
Karen Hoffmann, RN, CIC, MS	Chapel Hill, North Carolina
Marguerite McMillan Jackson, RN, PhD	San Diego, California
Janine Jagger, MPH, PhD	Charlottesville, Virginia
William R. Jarvis, MD	Atlanta, Georgia
Douglas S. Kernodle, MD	Nashville, Tennessee
Robert H. Latham, MD	Nashville, Tennessee
Lewis B. Lefkowitz, MD	Nashville, Tennessee
Hsieh-Shong Leu, MD, MSc	Taipei, Taiwan
Jack Levy, MD	Brussels, Belgium
Victor Lorian, MD	Bronx, New York
Dennis G. Maki, MD	Madison, Wisconsin
Professor Dr. Walter Marget	Munich, Federal Republic of Germany
William J. Martone, MD	Bethesda, Maryland
Allison McGeer, MD	Toronto, Ontario, Canada
John E. McGowan, Jr., MD	Atlanta, Georgia
Jonathan L. Meakins, MD, DSc	Montreal, Quebec, Canada
Raf Mertens, MD	Brussels, Belgium
Robert R. Muder, MD	Pittsburgh, Pennsylvania
Joseph M. Mylotte, MD, CIC	Buffalo, New York
Lindsay Nicolle, MD	Winnipeg, Manitoba, Canada
Juhani Ojajarvi, MD	Helsinki, Finland
Michael T. Osterholm, PhD, MPH	Minneapolis, Minnesota
Jan Evans Patterson, MD	San Antonio, Texas
Sindy M. Paul, MD	Trenton, New Jersey
Michael A. Pfaller, MD	Iowa City, Iowa
Samuel Ponce de Leon, MD, MSc	Mexico City, Mexico
Isaam Raad, MD	Houston, Texas
Manfred L. Rotter, MD, DipBact	Vienna, Austria
Theodore Sacks, MD	Jerusalem, Israel
William E. Scheckler, MD	Madison, Wisconsin
Kent Sepkowitz, MD	New York City, New York
Denis Spelman, MD	Prahran Victoria, Australia
Michael L. Tapper, MD	New York, New York
Clyde Thornsberry, PhD	Brentwood, Tennessee
Professor Leonid P. Titov	Minsk, Republic of Belarus
Timothy R. Townsend, MD	Millwood, Virginia
Antoni Trilla, MD, PhD	Barcelona, Spain
Professor Wang Shu-Qun	Beijing, People's Republic of China
J. John Weems, Jr., MD	Greenville, South Carolina
Robert A. Weinstein, MD	Chicago, Illinois
Professor Dr. W. Weuffen	Greifswald, Federal Republic of Germany
Sergio B. Wey, MD	São Paulo, Brazil
Rebecca Wurtz, MD	Evanston, Illinois

SLACK Incorporated

6900 Grove Road
Thorofare, New Jersey 08086
(609) 848-1000

Vice President/Group Publisher

Richard N. Roash

Publisher

John C. Carter

Editorial Director

Jennifer Kilpatrick

Production Editor

Shirley P. Strunk, ELS

Assistant Editor

Eileen C. Anderer

Circulation Manager

Lester J. Robeson, CCCP

Production Director

Christine Malin

Production Coordinator

Joanne Patterson

Publishing Director/ Advertising

Wayne McCourt

Pharmaceutical Group Sales Director

Michael LoPresti

Advertising Sales Representative

Jennine Kane

Classified/Recruitment Sales Manager

Michele Burch