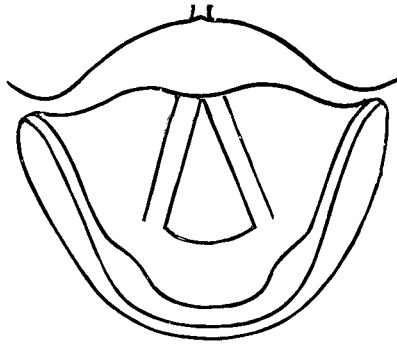


# Outline Diagram of the Larynx

## OUTLINE DIAGRAM OF THE LARYNX—RUBBER STAMP.

By Sir ST CLAIR THOMSON.

THE conventional diagram of the larynx has descended to us from the early days when the chief interest of a laryngeal case was "to see the cords" and anything growing thereon. This diagram was particularly unsatisfactory for displaying the interarytenoid region which, with the neighbouring area above each vocal process, is the most frequent site for the deposit of tubercle. Dr W. H. Smurthwaite has most kindly come to my assistance with his artistic skill in making a design to my suggestion. The outline drawing here figured is, of course, semidiagrammatic. It is



impossible in the larynx to view both the interarytenoid region and the laryngeal surface of the epiglottis at one and the same time. Still, this conventional outline will enable laryngologists to indicate changes in any part of the larynx including the posterior wall, both sides of the aryepiglottic folds, the sinus pyriformis, and the post-cricoid region, all of which are inadequately represented in the usual diagram of the larynx. The rubber stamp has been put on the market by Messrs Mayer & Phelps, 58 New Cavendish Street, London, W. 1.

## GENERAL NOTES

ROYAL SOCIETY OF MEDICINE,

1 Wimpole Street, London, W.1.

*Section of Laryngology*—President, A. Logan Turner, M.D. *Hon. Secretaries*, E. D. D. Davis, F.R.C.S., 46 Harley Street, London, W.1, and Philip Franklin, F.R.C.S., 27 Wimpole Street, London, W.1.

The next Meeting of the Section will be held on Friday, 3rd April, at 4.30 o'clock. A Discussion will take place on "Paroxysmal Rhinorrhœa" to be opened by Dr A. Brown Kelly, Glasgow, and Dr John Freeman of the Department of Clinical Bacteriology at St Mary's Hospital.

## General Notes

*Section of Otology*—President, J. Kerr Love, M.D. *Hon. Secretaries*, T. H. Just, F.R.C.S., 16 Upper Wimpole Street, London, W.1, and F. W. Watkyn-Thomas, F.R.C.S., 14 Welbeck Street, London, W.1.

The next Meeting of the Section will be held on Saturday, 2nd May, at 10.30 A.M. Patients, specimens, etc., must be in the meeting-room before 9.45 o'clock. All communications should be sent to the *Senior Hon. Secretary*, Mr T. H. Just.

A Combined Annual Dinner of the Sections of Laryngology and Otology will take place at the Langham Hotel, Portland Place, W. 1, on the evening of Friday, 1st May, at 7.45 o'clock.

At the Summer Meeting on Friday, 5th June, the *Section of Laryngology* will hold two Sessions, a Forenoon Session from 10 to 1 o'clock, and an Afternoon Session from 3 to 5 o'clock.

The *Section of Otology* will hold its Ordinary Meeting on Saturday, 6th June, at 10.30 A.M.

During the Session 1924-25, the Sections will meet on the following dates:—

*Section of Laryngology*, Friday, 3rd April, 1st May (Annual), and 5th June.

*Section of Otology*, Saturday, 2nd May (Annual), and 6th June.

\* \* \*

### BRITISH MEDICAL ASSOCIATION, BATH, 1925.

The Ninety-third Annual Meeting of the British Medical Association will be held in Bath from the 21st to the 24th July under the Presidency of Dr F. G. Thomson, Physician to the Royal United Hospital, Bath.

A combined Section of Laryngology and Otology will be held on the 22nd, 23rd, and 24th July, under the Presidency of Mr Arthur H. Cheate, C.B.E., F.R.C.S., along with the following office-bearers:—

*Vice-Presidents*: Neil Maclay, M.B. (Newcastle-on-Tyne); Irwin Moore, M.B., C.M. (London); Sydney R. Scott, M.S., F.R.C.S. (London).

*Honorary Secretaries*: H. N. Barnett, F.R.C.S. Ed., 27 The Circus, Bath; R. Scott Stevenson, M.D., 30 New Cavendish Street, London, W. 1.

The provisional programme of the Section was published in full in our Notes in the March number of the *Journal*.

The attention of members of the Section is drawn to the fact that a Museum will be formed in connection with the Discussion on Foreign Bodies in the Air Passages and Oesophagus. Those who are desirous of contributing specimens of foreign bodies, X-rays, drawings, etc., are requested to communicate with Dr Irwin Moore, 30A Wimpole Street, London, W. 1, in whose hands the arrangements have been placed.

\* \* \*

### "THE JOURNAL OF LARYNGOLOGY AND OTOTOLOGY, LIMITED."

The Fourth Annual Ordinary General Meeting of the Company was held at 11 Chandos Street, London, W.1, on Friday, 6th March. Sir William Milligan, Chairman of Directors, presided and submitted the

## General Notes

General Report and the Balance-Sheet of the Company. The latter showed that the publication of the *Journal* for the year 1924 had resulted in a substantial profit. It was resolved that the balance should be placed to the credit of the *Journal* with a view to effecting further improvements.

The Report was approved, and Mr Herbert Tilley, Mr W. M. Mollison, Sir James Dundas-Grant, Mr W. G. Howarth, with Sir William Milligan, as Chairman, were re-elected Directors.

\* \* \*

### THE ANNUAL "JOURNAL" DINNER.

The Annual *Journal* Dinner was held on the evening of Friday, 6th March, at Pagani's Restaurant, Great Portland Street. The company numbered about fifty. The Chair was occupied by Mr Herbert Tilley, F.R.C.S., one of the Directors, who was supported by Sir Humphry Rolleston, K.C.B., President of the Royal College of Physicians of London, by Mr Walter G. Spencer and Dr Harry Campbell, the Editor of *The Medical Press and Circular*. Amongst other guests who were present were Sir Charters Symonds, Sir D'Arcy Power, Professor F. T. Hobday, and Mr A. Tilley.

The Chairman in proposing success to the *Journal* alluded to the history of its purchase and to the inception of the Company. He made an appeal for a more extended support from all who were interested in the specialty. Dr Logan Turner in replying on behalf of his colleagues on the Editorial Staff briefly sketched the material growth of the *Journal* during the past four years and endorsed the appeal of the Chairman for an increased number of subscribers. The health of the guests which was proposed by Mr Michael Vlasto was responded to by Sir Humphry Rolleston and Mr Walter Spencer. The group of abstractors was toasted by Mr Philip Franklin and duly acknowledged by Mr Archer Ryland, to whose efforts the success of the dinner was largely due. With the health of the Chairman proposed in happy terms by Sir St Clair Thomson and Mr E. B. Waggett, a very successful function was brought to a close.

\* \* \*

### HONOUR TO PROFESSOR R. MAGNUS, UTRECHT.

The Senatus Academicus of the University of Edinburgh have awarded the Cameron Prize for the year 1925 to Professor Magnus, Department of Pharmacology of the State University in Utrecht, Holland. The prize which is of the value of about £200 is awarded annually by the University of Edinburgh for valuable and important additions to practical therapeutics during the preceding five years.

The first award was bestowed on Pasteur in 1889, and amongst the many distinguished Cameron Prizemen since that date appear the names of Lister, Ferrier, Horsley, Behring, Macewen, Lauder Brunton, Patrick Manson, Bier, Bordet, F. G. Hopkins and J. J. R. Macleod. We congratulate Professor Magnus on the honour which has now been conferred upon him.

# General Notes

## THE DIPLOMA IN LARYNGOLOGY AND OTOLOGY.

The Committee of Management of the Conjoint Examining Board in England have, at the request of the examiners for the Diploma in Laryngology and Otology, reconsidered and revised the Regulations and the Syllabus in connection with the examination for the Diploma.

Thus, in the regulations it is now stated that candidates must show evidence of having received instruction in "Pathology and Bacteriology." In the original regulation on this point, the following words were added, "with special reference to Laryngological and Otological Medicine and Surgery." The latter clause has now been deleted from the certificate, which requires to be presented when the candidate enters for the examination.

The revision in the Syllabus consists mainly in the introduction of certain additional subjects for examination. The examination shall now comprise a knowledge of the anatomy, embryology and physiology of the trachea, bronchi, and œsophagus along with the pathology, medicine, and surgery of the same. These subjects were not included in the original Syllabus.

\* \* \*

## SECTION OF OTO-RHINO-LARYNGOLOGY OF THE NEW SOUTH WALES BRANCH OF THE BRITISH MEDICAL ASSOCIATION.

The members of the specialty in New South Wales have recently formed a Section of Otology, Rhinology, and Laryngology.

Through the kindness of Dr Garnet Halloran, the Honorary Secretary, we are able to publish a list of the recently elected office-bearers—*Chairman*, Dr A. J. Brady. *Vice-Chairman*, Dr Herbert Marks. *Hon. Secretary*, Dr Garnet Halloran. *Hon. Treasurer*, Dr Seaward Marsh. *Members of Committee*, Dr W. Charles Mansfield, Dr R. S. Godsall, Dr Charles Warren, and Dr Spiers Kirkland.

In the January number of the *Journal* we were able to announce the formation of an Eye, Ear, Nose, and Throat Section in Queensland, and we are glad to learn that an almost similar Section has now been formed in New South Wales.

\* \* \*

## BOOKS RECEIVED FOR REVIEW.

*Tuberculosis: Its Prevention and Treatment* (with notes on Rheumatism and Cancer). By John Laird, Licentiate of the Royal College of Surgeons and Physicians, Ireland. Second Edition. Bristol: John Wright & Sons, Ltd. 1925. Price 5s. 6d. net. 130 pages.

*Leprosy*. By Sir Leonard Rogers, C.I.E., M.D., Physician and Lecturer, London School of Tropical Medicine, and Ernest Muir, M.D., F.R.C.S. (Ed.), Research Worker in Leprosy, School of Tropical Medicine, Calcutta. With illustrations and maps. Bristol: John Wright & Sons, Ltd. 1925. Price 12s. 6d., cloth, and 10s. 6d., paper covers.

4TH EDITION.

REVISED AND ENLARGED.

LEWIS'S PRACTICAL SERIES

### DISEASES OF THE NOSE AND THROAT

By HERBERT TILLEY, B.S.(Lond.), F.R.C.S.(Eng.), Surgeon, Ear and Throat Department, University College Hospital; Teacher of Laryngology and Otology, University of London.

With numerous illustrations, including 74 Plates. Demy 8vo.

28s. net. Postage 1s., abroad 1s. 3d.

*Extracts from Press Notices.*

"The work is so comprehensive that it should be a valuable book of reference, whilst it is not too large to serve as an ordinary text-book."—*British Medical Journal*.

"We have no hesitation in recommending his book to the practitioner as well as to the prospective specialist."—*Lancet*.

"The author is to be congratulated upon his work; as a text-book it is one of the best upon the subject; . . . displays the master mind of an accomplished teacher."—*Medical Press*.

LONDON: H. K. LEWIS & CO. LTD., 136 Gower Street, and 24 Gower Place, W.C. 1.

Telegrams: "Publicavit, Eusroad, London."

Telephone: Museum 1072.

### INSTRUMENTS AND EQUIPMENT FOR

## Examination of Ear, Nose and Throat, Operation on Tonsils, Adenoids, Mastoid, Nasal Septum

*As supplied to and used in*

EAR, NOSE AND THROAT DEPARTMENT, ROYAL INFIRMARY, EDINBURGH  
THE EDINBURGH EYE, EAR AND THROAT INFIRMARY, ETC., ETC.

### ALSO THE CHEVALIER JACKSON INSTRUMENTS

## ARCHD. YOUNG & SON, 57-61 FORREST ROAD, EDINBURGH

Surgical Instrument Makers to Royal Infirmary, Edinburgh

Phone: Central 669.

Telegrams: "Bandage, Edinburgh," A.B.C. Code, 5th Ed.

### Central London

## Throat, Nose, and Ear Hospital

### GRAY'S INN ROAD

(Near King's Cross Stations)

DAILY CLINICS. Lectures on Fridays, 4 p.m.

OVER 11,000 NEW PATIENTS LAST YEAR. 50,000 ATTENDANCES.

IN-PATIENT DEPARTMENT, 43 BEDS.

SPECIAL INTENSIVE COURSE OF LECTURES AND DEMONSTRATIONS

(including Operative Surgery Course) in co-operation with the Fellowship of Medicine is held twice yearly, in May and October

### CLINICAL ASSISTANTS

Are appointed from among those duly qualified gentlemen who have been enrolled as Post-Graduate Students of the Hospital.

### ATTENDANCE OF STAFF

	O.-P. CLINIC.	I.-P. OPERATIONS.
Dr ABERCROMBIE .. .. .	Thursday, 2 P.M.	Wednesday, 2 P.M.
Dr WYLIE .. .. .	Wednesday, 2 P.M.	Thursday, 2.50 P.M.
Dr DAN MCKENZIE .. .. .	Monday, 2 P.M.	Tuesday, 2.50 P.M.
Mr HAROLD KISCH .. .. .	Friday, 2 P.M.	Monday, 2 P.M.
Mr NICOL RANKIN .. .. .	Tuesday, 5 P.M.	Wednesday, 2 P.M.
Mr ARCHER RYLAND .. .. .	Saturday, 2 P.M.	Friday, 2 P.M.
Mr WATKYN-THOMAS .. .. .	Thursday, 2 P.M.	..
Mr GILL-CAREY .. .. .	Wednesday, 2 P.M.	..
Mr ARMOUR BROWN .. .. .	Monday, 2 P.M.	..

### FEES

For attendance on the practice of the Hospital—

Three months . . . . . 5 guineas | Six months . . . . . 8 guineas  
Special Course, 10 guineas, or without Operative Surgery, 5 guineas.



*Further particulars on application to*

ARCHER RYLAND, F.R.C.S.Ed.,  
*Dean.*

RICHARD KERSHAW,  
*Secretary-Superintendent.*

*Mayer & Phelps*

**CHIRON HOUSE**  
59-61 New Cavendish St.  
London, W. 1



## **Chiron Examination Lamp** (Regd.)

The Chiron Lamp has been approved by many leading Specialists, and we have no hesitation in recommending it as superior to any lamp yet produced. The Burner of the  $\frac{1}{2}$ -Watt type, of special design, gives a brilliant illumination of about 200 candle-power.

### **NEW CATALOGUE**

## **The Chiron Armamentarium for the Peroral Endoscopist**

28 pages fully illustrated. Please write for a copy if you have not already received one. Sent post free to any part of the world.