

AN EXACT ENTANGLING GATE USING FIBONACCI ANYONS

STEPHEN BIGELOW[✉] and CLAIRE LEVAILLANT

(Received 4 July 2018; accepted 12 August 2018; first published online 12 November 2018)

Abstract

Fibonacci anyons are attractive for use in topological quantum computation because any unitary transformation of their state space can be approximated arbitrarily accurately by braiding. However, there is no known braid that entangles two qubits without leaving the space spanned by the two qubits. In other words, there is no known ‘leakage-free’ entangling gate made by braiding. In this paper, we provide a remedy to this problem by supplementing braiding with measurement operations in order to produce an exact controlled rotation gate on two qubits.

2010 *Mathematics subject classification*: primary 81P68; secondary 18D10, 57M27.

Keywords and phrases: quantum computation, Fibonacci anyons, knot invariants.

1. Introduction

The topological approach to quantum computation was first proposed by Alexei Kitaev [6]. A quantum computer would store qubits in the state space of a collection of non-Abelian quasiparticles. Fibonacci anyons are one of the simplest such quasiparticles. They are complete for quantum computation in the sense that any unitary operation on the state of a collection of Fibonacci anyons can be approximated arbitrarily well by braiding [4].

A qubit will be encoded in the state of four anyons that have zero collective charge. Thus, a collection of n qubits is encoded in a certain subspace of the state space of $4n$ anyons. If we braid these anyons, their state will typically leave the subspace that encodes qubits. This problem is called *leakage*.

Carnahan, Zeuch and Bonesteel [2] construct a braid that approximates an entangling gate and has arbitrarily small leakage. However, there is no known braid that performs an entangling gate with zero leakage. In this paper, we show that leakage can be completely eliminated using measurement and fusion operations, in addition to the usual braiding.

THEOREM 1.1. *Any unitary operation on a collection of qubits can be approximated arbitrarily accurately and without leakage using Fibonacci anyons and the operations of braiding, measurement of collective charge and fusion of pairs of anyons.*

Specifically, we will make a certain controlled rotation gate on two qubits.

THEOREM 1.2. *There is a protocol that exactly performs the controlled rotation gate $CR(2\pi/5)$ on a pair of qubits made of Fibonacci anyons. It uses braiding, measurement of collective charge and fusion of pairs of anyons.*

The controlled rotation gate $CR(2\pi/5)$ is capable of entangling two qubits. Any entangling gate on two qubits, together with the ability to approximate single qubit gates by braiding, is sufficient to approximate any quantum computation on any number of qubits [3]. Thus Theorem 1.2 implies Theorem 1.1.

2. Background

We assume that the reader is familiar with the basic terminology of anyonic systems [5]. We work with *Fibonacci anyons*. There is only one kind of nontrivial quasiparticle, namely, a Fibonacci anyon, which has quantum dimension

$$\phi = \frac{1 + \sqrt{5}}{2}.$$

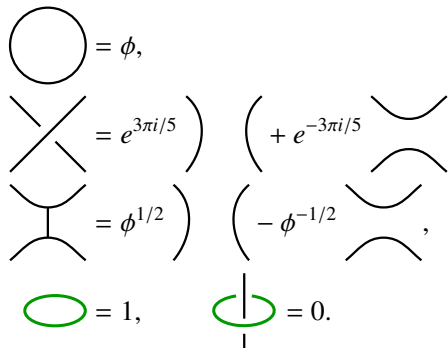
We will denote this quasiparticle by 1 and the trivial particle by 0. The only nontrivial fusion rule is

$$1 \times 1 = 0 + 1,$$

meaning that two anyons can fuse to either a single anyon or to the vacuum. The only nontrivial R and F matrices are

$$R = \begin{pmatrix} e^{-i4\pi/5} & 0 \\ 0 & e^{i3\pi/5} \end{pmatrix}, \quad F = \begin{pmatrix} \phi^{-1} & \phi^{-1/2} \\ \phi^{-1/2} & -\phi^{-1} \end{pmatrix}.$$

We use diagrams to represent the dynamics of Fibonacci anyons. Time progresses upwards. A local maximum represents a pair of anyons fusing to the vacuum. A local minimum represents a pair of anyons with trivial total charge being created out of the vacuum. A trivalent vertex can represent two anyons fusing to a single anyon or one anyon unfusing into two anyons. A measurement projects the state of a group of anyons to a state with a total charge of either 0 or 1. We represent measurements that project to a trivial charge by a horizontal ellipse around the anyons being measured. Diagrams are subject to the following relations.



We store a qubit in the state of four anyons with trivial collective charge. We denote the two usual basis elements using ‘ket’ notation as follows.

$$|0\rangle = \cup \cup, \quad |1\rangle = \cup \cup.$$

We represent the state of a qubit by a pair of complex numbers

$$(a, b) = a|0\rangle + b|1\rangle$$

and a gate on a single qubit by a two-by-two matrix.

The tensor product operation places qubits side by side. We abbreviate a tensor product of qubits as a single ket containing a sequence of symbols. For example,

$$|0\rangle \otimes |0\rangle = |00\rangle.$$

We represent the state of a pair of qubits by a four-tuple of complex numbers

$$(a, b, c, d) = a|00\rangle + b|01\rangle + c|10\rangle + d|11\rangle.$$

We represent a gate on a pair of qubits by a four-by-four matrix. All four-by-four matrices in this paper will be diagonal. Important gates for us will be the controlled rotation gates $CR(\theta)$, including the controlled Z gate $CZ = CR(\pi)$,

$$CR(\theta) = \text{Diag}(1, 1, 1, e^{i\theta}), \quad CZ = \text{Diag}(1, 1, 1, -1).$$

The state of a system is only defined up to multiplication by a nonzero scalar, and a gate is really a projective transformation.

3. Preparing the ancilla

An *ancilla* is a collection of anyons that have been put into a known state. This state is designed to be useful when the anyons participate in an operation on input qubits. Ancillas can be prepared ahead of time.

In this section, we describe a procedure to prepare a collection of three qubits in a certain state. We use braiding, measurement of collective charge and fusions of pairs of anyons. In general, when we perform a measurement or fusion during a quantum computation, we need a ‘recovery procedure’ in case the outcome is not the desired one. When we prepare an ancilla, we can simply start the preparation again whenever an outcome is a failure. Thus, we do not worry about recoveries.

First, we describe some qubits and gates that can be made by braiding alone. Let σ_k denote the elementary braid that exchanges anyons k and $k + 1$ by a positive half twist.

LEMMA 3.1. *The following gates can be made by braiding.*

$$R = \begin{pmatrix} e^{-i4\pi/5} & 0 \\ 0 & e^{i3\pi/5} \end{pmatrix}, \quad Z = \begin{pmatrix} 1 & 0 \\ 0 & -1 \end{pmatrix}.$$

PROOF. They are $R = \sigma_1$ and $Z = \sigma_1^5$. □

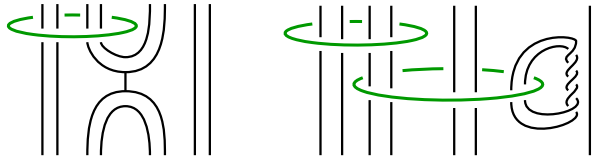


FIGURE 1. Diagrams D_1 and D_2 .

LEMMA 3.2. *The following qubits can be made by braiding alone.*

$$|\alpha\rangle = (1, \phi^{1/2}),$$

$$|\beta\rangle = (1, -\phi^{1/2}).$$

PROOF. They are $|\alpha\rangle = \sigma_1\sigma_2|0\rangle$ and $|\beta\rangle = \sigma_1^{-4}\sigma_2|0\rangle$. □

Note that $|\alpha\rangle$ is two cups, one nested inside the other. It can be thought of as a sort of sideways identity diagram. Similarly, $|\beta\rangle$ is like a sideways identity diagram but with the addition of five half twists.

LEMMA 3.3. *There is a protocol that has a nonzero probability of creating the Bell state $|\Psi^+\rangle = (0, 1, 1, 0)$.*

PROOF. Let D_1 and D_2 be the diagrams shown in Figure 1. By a diagrammatic calculation, these diagrams perform the following operations.

$$D_1 = \text{Diag}(0, 1, 1, \phi^{-1/2}), \quad D_2 = \text{Diag}(-\phi, 1, 1, 0).$$

The Bell state is then $|\Psi^+\rangle = D_1D_2|\alpha\alpha\rangle$. □

LEMMA 3.4. *There is a protocol that has a nonzero probability of performing a Pauli- X gate $X = \begin{pmatrix} 0 & 1 \\ 1 & 0 \end{pmatrix}$.*

PROOF. Place $|\Psi^+\rangle$ to the right of the input qubit. Take the adjacent pair of anyons from the input qubit and $|\Psi^+\rangle$ and fuse them to the vacuum. Do this a total of four times until the input qubit has completely fused with the left qubit of $|\Psi^+\rangle$. The remaining right qubit of $|\Psi^+\rangle$ is then the result of applying X to the original input qubit. □

LEMMA 3.5. *There is a protocol that has a nonzero probability of performing the CZ gate $\text{Diag}(1, 1, 1, -1)$.*

PROOF. Consider the two diagrams shown in Figure 2. They perform the following two operations on a pair of qubits.

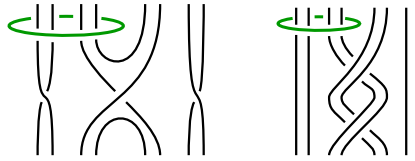
$$D_3 = \text{Diag}(1, 1, 1, -\phi^{-1}), \quad D_4 = \text{Diag}(1, 1, 1, -\phi^{-2}).$$

We can use the X gate to permute the entries of D_4 .

$$(X \otimes X)D_4(X \otimes X) = \text{Diag}(-\phi^{-2}, 1, 1, 1),$$

$$(X \otimes I)D_4(X \otimes I) = \text{Diag}(1, -\phi^{-2}, 1, 1),$$

$$(I \otimes X)D_4(I \otimes X) = \text{Diag}(1, 1, -\phi^{-2}, 1).$$

FIGURE 2. Diagrams D_3 and D_4 .

Compose the above three operations and also D_3^2 to obtain the CZ gate, up to an overall scalar. \square

DEFINITION 3.6. We define the three-qubit ancilla

$$|\Gamma\rangle = \phi^{1/2} \cos \frac{2\pi}{5} |\alpha 0 \alpha\rangle - i \sin \frac{2\pi}{5} |\beta 1 \beta\rangle.$$

LEMMA 3.7. *There is a protocol that has a nonzero probability of producing the ancilla $|\Gamma\rangle$.*

PROOF. Create the qubit

$$\sigma_1^2 \sigma_2^{-2} |0\rangle = \left(\phi^{1/2} \cos \frac{2\pi}{5}, -i \sin \frac{2\pi}{5} \right).$$

Place that qubit in between two copies of the qubit $|\alpha\rangle$. Now perform a CZ gate on the left two qubits and then another CZ gate on the right two qubits. \square

4. Performing the controlled rotation gate

In this section, we describe how to perform the gate $CR(2\pi/5)$ on a pair of qubits. We require an unlimited supply of ancillas $|\Gamma\rangle$ from the previous section. The left and right qubits of $|\Gamma\rangle$ will interact with the inputs, while the middle qubit is something like a backup copy of the information in $|\Gamma\rangle$. If the protocol fails, we will measure the middle qubit in a way that projects $|\Gamma\rangle$ to a nonentangled state, which will allow for recovery. If the protocol succeeds, we will measure the middle qubit in a different way, which will result in an entangling gate.

A basic operation is to ‘fuse’ two qubits into one, by annihilating two pairs of adjacent anyons, leaving two anyons from each of the original qubits. The first stage of our protocol is to fuse the left and right qubits of $|\Gamma\rangle$ with the left and right input qubits of the gate.

LEMMA 4.1. *Suppose we are given two input qubits and an ancilla in the state $|\Gamma\rangle$. There is a protocol that, with nonzero probability, fuses the left and right input qubits with the left and right qubits of $|\Gamma\rangle$, respectively. If it fails, there is a recovery procedure to restore the input qubits to their original state.*

PROOF. Position the ancilla $|\Gamma\rangle$ between the left and right input qubits. In a successful application of the protocol, we perform four fusions of pairs of anyons, fusing to the vacuum in each case.

The first fusion is of the adjacent anyons from the left input and the ancilla. We can make these fuse to the vacuum with probability one by the ‘forced measurement’ procedure described in [1]. The idea is to alternate between measuring the collective charge of the two anyons we want to fuse and of the four anyons that form the input qubit. With probability one, we will eventually measure the two anyons to have trivial collective charge. They are then guaranteed to fuse to the vacuum.

The second fusion is of the adjacent anyons from what remains of the left input qubit and the left qubit of the ancilla. We want these to fuse to the vacuum. Suppose they instead fuse to a single unwanted anyon. Projection of the middle ancillary qubit, possibly followed by some application of the Z gate, allows for a fusion with a guaranteed outcome aimed at retrieving an intact left input qubit. Explicitly, measure the middle ancillary qubit by fusing its left pair of anyons, and thus project it to either $|0\rangle$ or $|1\rangle$. If it projects to $|1\rangle$, then apply five half twists to the fourth and fifth anyons from the left (either five clockwise or five counterclockwise half twists will work, since these have the same effect). Complete the recovery by fusing the third and fourth anyons, necessarily, to 1. We retrieve an intact left input qubit. Two of the qubits from $|\Gamma\rangle$ have been destroyed in the process. What remains of $|\Gamma\rangle$ is not entangled with the input qubits and can therefore be discarded.

Suppose the left input qubit is fused with the left qubit of $|\Gamma\rangle$. The third fusion is of the adjacent anyons of the right input qubit and the ancilla. This is achieved by forced measurement, as before.

The fourth and final fusion is of the adjacent anyons from what remains of the right input qubit and the right qubit of the ancilla. If they fuse to a single unwanted anyon, the recovery is similar to before. Project the untouched ancillary qubit to $|0\rangle$ or $|1\rangle$. If it projects to $|1\rangle$, then perform five half twists on the fourth and fifth anyons from the right and also on the third and fourth anyons from the left. Complete the recovery by fusing the third and fourth anyons from the right, necessarily, to a single anyon. \square

Once we have successfully fused $|\Gamma\rangle$ into the two input qubits, the left and right qubits of $|\Gamma\rangle$ now carry the information that was contained in the input qubits, and there is a remaining ancillary qubit in the middle. If we were to project that ancilla onto the standard basis, then we would randomly perform either the identity or $Z \otimes Z$ on the input qubits. We will, instead, project the ancilla onto a different basis, which will randomly perform one of the following entangling gates.

DEFINITION 4.2. Let G_1 and G_2 be the gates

$$G_1 = \text{Diag}(z_1, \bar{z}_1, \bar{z}_1, z_1), \quad G_2 = \text{Diag}(z_2, \bar{z}_2, \bar{z}_2, z_2),$$

where

$$z_1 = \cos \frac{2\pi}{5} - i \sin \frac{2\pi}{5}, \quad z_2 = \phi \cos \frac{2\pi}{5} + i \sin \frac{2\pi}{5}.$$

LEMMA 4.3. *Given two input qubits, there is a protocol that randomly performs either G_1 or G_2 .*

PROOF. Use the configuration from the previous lemma, in which the left and right input qubits have been fused with the left and right qubits of $|\Gamma\rangle$. Fuse the middle two anyons of the remaining ancillary qubit. They can either fuse to the vacuum or to a single anyon. In either case, we can diagrammatically calculate the effect on the input qubits. If they fused to the vacuum, then we have performed the gate G_1 . If they fused to a single anyon, then we have performed the gate G_2 . Finally, dispose of the remaining two or three anyons from the middle ancilla. \square

LEMMA 4.4. *Given two input qubits, there is a protocol that randomly performs either G_1^{-1} or G_2^{-1} .*

PROOF. The inverses of G_1 and G_2 are their complex conjugates, up to an overall scalar. Follow the same protocol as in the previous lemma, but use the complex conjugate of $|\Gamma\rangle$. In order to create the complex conjugate of $|\Gamma\rangle$, simply apply a Z gate to the middle qubit of $|\Gamma\rangle$. \square

At this stage, we can randomly perform one of two entangling gates and we can randomly perform one of their inverses. We use a random walk to perform a specific entangling gate, determined ahead of time.

LEMMA 4.5. *Given two input qubits, there is a protocol that performs the gate G_1 with probability one.*

PROOF. Apply the protocol from Lemma 4.3. If it performed G_1 , then the proof is complete. Suppose, instead, that it performed the gate G_2 .

Now apply the protocol from Lemma 4.4. If it applied G_2^{-1} , then the input qubits have been restored to their original state. If it applied G_1^{-1} , then we have, in total, applied $G_1^{-1}G_2$ to the original qubits.

Continue a process of applying Lemmas 4.3 and 4.4. Note that diagonal matrices commute, so at any given stage we will have performed an operation of the form $G_1^k G_2^l$. Since G_1 has order five, we can assume that $0 \leq k < 5$. Also, let us choose our protocols to ensure that l is always either 0 or 1. Specifically, if $l = 0$, then apply Lemma 4.3, and if $l = 1$, then apply Lemma 4.4.

The above protocol performs a random walk on a set of ten states. With probability one, it will eventually have performed the gate G_1 . \square

The gate G_1 is not exactly the controlled rotation gate we promised, but this is easily fixed.

PROOF OF THEOREM 1.2. The gate $CR(2\pi/5)$ is the braid $R^{-2} \otimes R^{-2}$ composed with the gate G_1 . \square

References

- [1] P. Bonderson, M. Freedman and C. Nayak, ‘Measurement-only topological quantum computation’, *Phys. Rev. Lett.* **101**(1) (2008), 010501, 4 pages.
- [2] C. Carnahan, D. Zeuch and N. E. Bonesteel, ‘Systematically generated two-qubit anyon braids’, *Phys. Rev. A* (3) **93** (2016), 052328, 9 pages.
- [3] J. L. Dodd, M. A. Nielsen, M. J. Bremner and R. T. Thew, ‘Universal quantum computation and simulation using any entangling Hamiltonian and local unitaries’, *Phys. Rev. A* (3) **65**(4, part A) (2002), 040301, 4 pages.
- [4] M. H. Freedman, M. Larsen and Z. Wang, ‘A modular functor which is universal for quantum computation’, *Comm. Math. Phys.* **227**(3) (2002), 605–622.
- [5] Z. Wang, *Topological Quantum Computation*, CBMS Regional Conference Series in Mathematics, 112 (American Mathematical Society, Providence, RI, 2010).
- [6] A. Yu. Kitaev, ‘Fault-tolerant quantum computation by anyons’, *Ann. Physics* **303**(1) (2003), 2–30.

STEPHEN BIGELOW, Department of Mathematics, South Hall Room 6607,
University of California, Santa Barbara, CA 93106, USA
e-mail: bigelow@math.ucsb.edu

CLAIRE LEVAILLANT, Department of Mathematics,
University of California, Santa Barbara, CA 93106, USA
e-mail: clairelevaillant@yahoo.fr