

*Mon*

September 1962

Vol. LXXVI No. 9

# The Journal of Laryngology and Otology

EDITED BY  
G. H. BATEMAN

ASSISTANT EDITOR  
LIONEL TAYLOR

## Contents

|  |   |
|--|---|
| DEAFNESS, BLUE SCLEROTICS, AND FRAGILITAS OSSIUM   | M. S. ROBERTSON<br>and J. GREGORY                                     |
| A CASE OF TRAUMATIC DISRUPTION OF THE INCUDO-STAPEDIAL JOINT . . . . .   | J. C. BALLANTYNE  |
| BELL'S PALSY AND EARLY STELLATE BLOCK . . . . .  | F. BOYES KORKIS   |
| ON THE FATE OF SKIN WITHIN THE MASTOID SEGMENT WITH AN ACCOUNT OF A NEW PEDICLE FLAP                           | H. ZALIN  |
| A RE-EXAMINATION OF MACEWEN'S TRIANGLE AS A SURFACE MARKING FOR THE MASTOID ANTRUM . . . . .                   | B. H. PICKARD   |
| TYMPANIC NEURECTOMY. . . . .   | P. H. GOLDING-WOOD  |
| SOCIETIES' PROCEEDINGS—  |   |
| ROYAL SOCIETY OF MEDICINE—SECTION OF OTOLOGY   |   |
| CLINICAL RECORDS—  |   |
| AN INTERNAL CAROTID ANEURYSM IN THE PETROUS TEMPORAL BONE . . . . .  | L. H. HIRANANDANI,<br>O. CHANDRA,<br>N. K. MALPANI<br>and K. K. AHUJA |
| CAROTID BODY TUMOURS: A RARE CASE OF BILATERAL TUMOUR OF GLOMUS CAROTICUM WITH ENDOCRANIAL EXPANSION . . . . . | Z. KRAJINA<br>and R. HIRTZLER   |
| OTOMYCOSIS . . . . .   | H. K. ISMAIL  |
| GENERAL NOTES  |   |

London

### Headley Brothers

109 Kingsway WC2

*Annual Subscription* £4/4/0 net, U.S.A. \$13

*Monthly, 10/- net post free*



# The Journal of Laryngology and Otology

(FOUNDED in 1887 by MORELL MACKENZIE and NORRIS WOLFENDEN)

EDITED BY

G. H. BATEMAN

ASSISTANT EDITOR

LIONEL TAYLOR

1. Original articles which have not been published elsewhere are invited and should be sent to the Editor. They are considered for publication on the understanding that they are contributed to this *Journal* solely. Reproduction elsewhere, in whole or in part, is not permitted without the previous written consent of the Author and Editor and the customary acknowledgement must be made.

2. Manuscripts should be typewritten, on one side only of the paper, and well spaced. Captions to illustrations should be typed on a separate sheet and sent at the same time as original photographs, etc.

The Harvard system of recording references should be used, e.g. GREEN, C., and BROWN, D. (1951) *J. Laryng.*, 65, 33. Abbreviations of Journals should follow the style recommended in *World Medical Periodicals*, published by World Health Organization, 1952.

It is most important that authors should verify *personally* the accuracy of every reference before submitting a paper for publication.

3. Galley proofs and engraver's proofs of illustrations are sent to the author. Corrections, which should be kept to a minimum, must be clearly marked, and no extra matter added. Proofs should be returned within 5 days.

4. Illustration blocks are provided free up to the limit of £10 per article; beyond this authors are expected to pay half the cost. Coloured illustrations will be charged in full to authors.

Blocks will normally be held by the Printers for three years after which they will be destroyed. Any author who has borne a part of the cost of his blocks is entitled to have these returned to him, but a request for this must be sent within three years of the appearance of the article, to HEADLEY BROTHERS, 109 Kingsway, London, WC2.

5. Orders for reprints must be sent when returning galley proofs, and for this purpose special forms are supplied.

6. Authors of original communications on Oto-Laryngology in other journals are invited to send a copy, or two reprints, to the *Journal of Laryngology*. If they are willing, at the same time, to submit their own abstract (in English, French, Italian, or German) it will be welcomed.

7. Editorial communications may be addressed to THE EDITOR, *Journal of Laryngology*, c/o HEADLEY BROTHERS, 109 Kingsway, London, WC2.

8. The annual subscription is four guineas sterling (U.S.A. \$13) post free, and is payable in advance.

9. Single copies will be on sale at 10s. od. each; copies of parts up to Vol. LXIII which are available may be purchased at 7s. 6d. each.

10. All subscriptions, advertising and business communications should be sent to the publishers, HEADLEY BROTHERS, 109 KINGSWAY, LONDON, WC2.

## United States of America

Orders for this *Journal* may be sent through local bookseller, or to STECHERT-HAFNER, INC., 31-33 East 10th Street, New York, or direct to the publishers, HEADLEY BROTHERS, 109 KINGSWAY, LONDON, WC2, England.

© *Journal of Laryngology and Otology*, 1962

Please mention *The Journal of Laryngology and Otology* when replying to advertisements

# CONTENTS

|   | PAGE |
|---|------|
| DEAFNESS, BLUE SCLEROTICS, AND FRAGILITAS OSSIUM. M. S. Robertson and J. Gregory (London) . . . . .   | 655  |
| A CASE OF TRAUMATIC DISRUPTION OF THE INCUDO-STAPEDIAL JOINT. J. C. Ballantyne (London) . . . . .   | 661  |
| BELL'S PALSY AND EARLY STELLATE BLOCK. F. BOYES Korkis (London)   | 665  |
| ON THE FATE OF SKIN WITHIN THE MASTOID SEGMENT WITH AN ACCOUNT OF A NEW PEDICLE FLAP. H. Zalin (Liverpool) . . . . .                                | 670  |
| A RE-EXAMINATION OF MACEWEN'S TRIANGLE AS A SURFACE MARKING FOR THE MASTOID ANTRUM. B. H. Pickard (London) . . . . .                                | 679  |
| TYMPANIC NEURECTOMY. P. H. Golding-Wood (Maidstone) . . . . .   | 683  |
| SOCIETIES' PROCEEDINGS—   |      |
| ROYAL SOCIETY OF MEDICINE—SECTION OF OTOLOGY . . . . .  | 694  |
| CLINICAL RECORDS—   |      |
| An Internal Carotid Aneurysm in the Petrous Temporal Bone. L. H. Hiranandani, O. Chandra, N. K. Malpani and K. K. Ahuja (Bombay) . . . . .          | 703  |
| Carotid Body Tumours: A Rare Case of Bilateral Tumour of Glomus Caroticum with Endocranial Expansion. Z. Krajina and R. Hirtzler (Zagreb) . . . . . | 707  |
| OTOMYCOSIS. H. K. Ismail (Ismailia) . . . . .   | 713  |
| GENERAL NOTES . . . . .   | 722  |

## ARCHIVES OF OTOLARYNGOLOGY

*Chief Editor:*

GEORGE E. SHAMBAUGH, JR.  
40 South Clay Street, Hinsdale, Ill.

The ARCHIVES OF OTOLARYNGOLOGY is published monthly by the American Medical Association and is an official publication of the Association.

The yearly rate of the ARCHIVES OF OTOLARYNGOLOGY is: United States, U.S. Possessions, and Canada, one year, \$8.00; two years, \$12.00; all other countries, one year, \$10.00; two years, \$16.00.

Subscription orders should be addressed to: American Medical Association, 535 North Dearborn Street, Chicago 10, Illinois.



*“Strike, but  
hear me”*

Themistocles

And the reply was  $\mu\alpha\rho\upsilon\delta\iota\alpha$  which is hardly surprising when you consider that in that helmet he could hardly have heard him anyway.

Fortunately, few, if any, patients wear Grecian helmets these days and most are delighted to have the name of an independent hearing aid consultant of impeccable reputation murmured tactfully into their ears.

Today more people than ever before can benefit from a carefully selected aid. But careful selection is important. INGRAMS, the Independent Suppliers, have twenty-six different makes – the largest selection in the country – for patients to choose from. Couple this with expert impartial advice and a high reputation and you have the reason why so many E.N.T. Specialists refer their patients to Ingrams.

**INGRAMS**

The Independent Hearing Aid Consultants

2 SHEPHERD STREET, LONDON, W.1

*Domiciliary  
visits  
in any part  
of the country*

Please mention *The Journal of Laryngology and Otology* when replying to advertisements



**NO COST OR OBLIGATION!**

**Appraise the New Zenith Portable  
DIAGNOSTIC AUDIOMETER  
on a 10-day professional trial**



- Listed by the American Academy of the O and O.
- Truly portable; 8½ lbs.
- Fully transistorized
- Battery powered
- Easy to operate
- Widely accepted in the U. S.

*Conduct the tests yourself or  
let us make them for you—RIGHT IN YOUR OFFICE!*

Now . . . to acquaint you with the latest Zenith development in audiometers, we'll deliver the new Zenith ZA-100T to your office for your professional appraisal. Completely portable, fully transistorized and battery powered, the Zenith ZA-100T can be carried anywhere with ease . . . used anywhere for actual diagnostic testing of hearing loss.

Zenith ZA-100T offers top output accuracy; improved complex masking. Neat carrying case and handle. No tubes to replace. Batteries last up to 120 hours.

See for yourself, or let us show you how the ZA-100T performs these important clinical tests:

1. Pure tone air in either headphone
2. Pure tone air in either headphone with masking in the opposite headphone
3. Pure tone bone
4. Pure tone bone with masking in headphone
5. Audiometer Weber test
6. Audiometer Rinné test

**CALL OR WRITE** Mr. Adam R. Ramsey. Phone: GROsvenor 4901-3 • 13-14 Queen St., Mayfair, London, W. 1

**SEND LITERATURE**

Mr. Adam R. Ramsey, Zenith Hearing Aid Centre, 13-14 Queen St., Mayfair, London, W. 1

Please mail additional information on the New Zenith Portable Diagnostic Audiometer.



NAME \_\_\_\_\_  
 ADDRESS \_\_\_\_\_  
 CITY \_\_\_\_\_ DISTRICT \_\_\_\_\_

Please mention *The Journal of Laryngology and Otology* when replying to advertisements

# 'PETERS' NEW CLINIC AUDIOMETER

FOR PURE-TONE AND SPEECH



**CONSIDER THESE FEATURES :**

- A continuous frequency range with continuous automatic threshold compensation.
- Twin continuously variable attenuators accurate to 1 db.
- Narrow band masking of pure tones plus insert receiver.
- Manual or automatic completely silent interruption.
- Loudness Balance and Difference Limen Recruitment Tests.
- High Fidelity Speech Circuit with Accessories for Free Field Speech Audiometry.
- Full Spectrum of White Noise for Masking Speech.
- Completely Transistorised for reliability.

The Westrex Company Limited, who are leading suppliers of Deaf Education Equipment, have a nationwide servicing organisation. In the immediate future their engineers in the field will be co-operating in the speedy servicing of all "Peters" audiometers in Great Britain.

Write for a descriptive brochure giving full details of this magnificent instrument and ask for a demonstration from either :

**WESTREX COMPANY Ltd.**  
152 COLES GREEN ROAD, LONDON, N.W.2

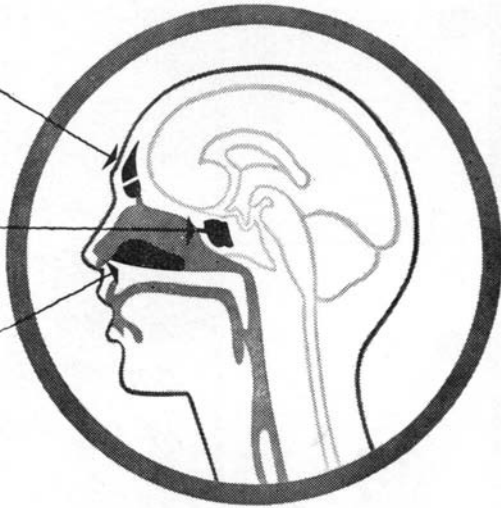
**ALFRED PETERS & SONS Ltd.**  
VICTORIA WORKS, GELL STREET, SHEFFIELD 3

Please mention *The Journal of Laryngology and Otolaryngology* when replying to advertisements

# AND NOW

## FOR DECONGESTION WITH ANALGESIA

in sinus infections,  
head-colds,  
ear-aches,  
catarrhal congestion  
presenting with pain



# TRIOGESIC

WANDER

**FORMULA PER TABLET**

'Triominic' . . . . . 25 mg. P.I

Paracetamol . . . . . 500 mg.

per 4 ml. Suspension:

'Triominic' . . . . . 12.5 mg. P.I

Paracetamol . . . . . 250 mg.

'Triominic' contains

50% phenylpropanolamine - HCl,

25% mepyramine maleate and

25% pheniramine maleate.

**DOSAGE**

Adults:

1 Tablet every  
three to four hours.

Children:

1 teaspoonful every  
three to four hours.

**PACKS & BASIC N.H.S. PRICES**

30 Tablets 3/6

4 fl. oz. Suspension 3/6

'Triogesic' gives prompt symptomatic relief by associating the established decongestant with antihistaminic actions of 'Triominic' with the reliable and safe analgesic action of paracetamol. 'Triogesic' is available both as scored tablets and in flavoured suspension.



A. WANDER LTD.,

42 Upper Grosvenor St., London W.1.

M426a

Please mention *The Journal of Laryngology and Otology* when replying to advertisements

## APPLIED AUDIOLOGY FOR CHILDREN

By

D. M. C. DALE  
B.A., Dip. Ed.(N.Z.),  
Ph.D.(Manchester)

*Principal, School for Deaf  
and Partially Deaf Children,  
Kelston, Auckland, New Zealand*

This is a down-to-earth, practical book with much to offer otologists, workers in audiology clinics, and all who come in contact with children who have defective hearing.

The description and administration of pure tone and speech tests of hearing are carefully considered for children of different ages and all degrees of deafness. The author discusses and clearly illustrates in diagrams and graphs the production and physical characteristics of speech sounds. He considers the relationship between the frequency components of speech sounds, the audiogram of the patient, and the frequency response of the hearing aid.

In the latter half of the book the author deals with factors which affect the reception of speech by hearing aid users and suggests practical measures by which children can be enabled to hear the most intelligible and continuous pattern of sound that their residual capacity to hear permits.

Sept. 1962 about 164 pages  
about 79 illustrations  
6 tables

## SPEECH REHABILITATION OF THE LARYNGECTOMIZED

By

JOHN C. SNIDECOR,  
Ph.D., F.A.S.H.A.

*Professor of Speech, Uni-  
versity of California, Santa  
Barbara, California*

*With additional chapters by  
JOEL JAY PRESSMAN,  
EVELYN ROBE FINK-  
BEINER, E. THAYER  
CURRY, ALAN C.  
NICHOLS, and JOHN O.  
ANDERSON*

For physician, speech therapist, and research student . . . for all the varied and dedicated practitioners who work with those who would "speak again"—THE FIRST COMPLETE BOOK ON PROBLEMS OF THE LARYNGECTOMEE.

Each contributor is well known for substantial research in his own area of specialization. Maintaining a conservative, scientific viewpoint, they discuss

- Surgical rehabilitation with special reference to sub-total laryngectomy
- Location, nature, and use of the pseudoglottis
- Rate, pitch, loudness and quality in oesophageal speech
- Who learns to speak again
- The artificial larynx

*(A Monograph in American Lectures in Speech and Hearing edited by ROBERT WEST, M.D.)*

March 1962 204 pages  
\$8.00 34 illustrations

## You'll be interested also in these NEW BOOKS

- **ECZEMA: Its Nature, Cure, and Prevention** by Arthur Bobroff, *Univ. of Washington, Seattle.* Oct. '62
- **DELAYED HYPERSENSITIVITY IN HEALTH AND DISEASE** by Alfred J. Crowle, *Univ. of Colorado.* July '62, 144 pp., 15 il., \$6.00
- **PHOTOGRAPHIC ILLUSTRATION FOR MEDICAL WRITING** by Donald J. Currie and Arthur Smialowski, *both of St. Michael's Hospital, Toronto.* Sept. '62
- **RADIATION THERAPY IN THE MANAGEMENT OF CANCERS OF THE ORAL CAVITY AND OROPHARYNX** by Gilbert H. Fletcher and William S. MacComb. *Physics Section by Robert J. Shalek and Marilyn Stovall. All of Univ. of Texas M.D. Anderson Hospital and Tumor Institute.* Jan. '62, 408 pp., 346 il., \$16.50
- **RHINOSCLEROMA** by Francisco Kerdel-Vegas and Jacinto Convit, *both of Universidad Central de Venezuela; Bernard Gordon and Mauricio Goihman, both of Vargas Hosp. All of Caracas, Venezuela.* Dec. '62
- **THE NOSE, PARANASAL SINUSES, AND EARS IN CHILDHOOD** by Donald F. Proctor, *The Johns Hopkins Univ.* Nov. '62
- **RECRUITING TEACHERS FOR THE DEAF** by Joseph S. Rudloff, *San Diego, Calif.* Aug. '62, 76 pp., 30 tables, \$4.25
- **ELECTRON MICROSCOPY OF HUMAN SKIN AND ORAL MUCOUS MEMBRANE** by Alvin S. Zelickson, *Univ. of Minnesota.* Nov. '62

**CHARLES C THOMAS · Publisher**  
301-327 East Lawrence Avenue  
Springfield · Illinois · U.S.A.

Please mention *The Journal of Laryngology and Otology* when replying to advertisements





**seasonal or perennial**



**PERIACTIN**

CYPROHEPTADINE HYDROCHLORIDE

Regd

**ANTIHISTAMINE  
AND  
ANTISEROTONIN**

Laboratory and clinical studies indicate that serotonin, as well as histamine, is implicated in the production of allergic manifestations. PERIACTIN, a powerful inhibitor of both histamine and serotonin, has been shown to have some anti-allergic properties additional to those demonstrated by simple antihistamines.

**can be expected to give more certain  
relief than simple antihistamines**

PERIACTIN is supplied as white, half-scored tablets containing 4 mg. cyproheptadine hydrochloride. Detailed information on dosage, administration, indications, precautions and bibliography is available on request.

PERIACTIN is made in England by



**MERCK SHARP & DOHME LIMITED, HODDESDON, HERTS**

## ROYAL EAR HOSPITAL PATTERN ULTRASONIC EQUIPMENT

for the conservative surgery of Ménière's Disease. (Arslan Technique.) U.K. and U.S.A. patents applied for. Now available with the following special advantages:

TRANSDUCER and cable will withstand sterilization in autoclave.

Low operating voltage of transducer.

APPLICATORS can be interchanged to suit anatomy of middle ear.

Applicator tip normally  $2\frac{1}{2}$  mm. in diameter.

Intensities up to 100 Watts per sq. cm., giving ample power for pituitary irradiation in carcinoma.

GENERATOR operates on 90-250 volts 50 or 60 cycles.

Weight 50 lb. Size 21 by 14 by 12 in.

Tuning and intensity can be checked continuously.

### REFERENCES:

*Arslan. Proc. Fifth Int. Congress Oto-Rhino-Laryngol.*, Amsterdam, 1953.

*Proc. roy. Soc. Med.*, 1958, 51, 617.

*J. Laryng.*, 1960, LXXIV, 628.

*Ibid.*, 1960, LXXIV, 730.

*Ibid.*, 1961, LXXV, 345.

*Ibid.*, 1962, LXXVI, 299.

Made in England by  
**FRISTON ELECTRONICS LTD.,**  
**25 CHURCH ROAD,**  
**RICHMOND,**  
**SURREY.**

Please mention *The Journal of Laryngology and Otology* when replying to advertisements

**First clinical audiometer  
to provide  
100% accurate audiograms**



# AMPLIVOX MODEL 82

**world's most fully-developed clinical audiometer**

It is now known that the disc type of earphone, used in conventional audiometers for air conduction testing and the application of masking noise, transfers the sound by bone conduction to the opposite ear at a level only 40 dB below the signal level. This means that up to 50% of audiograms taken at the present time with other audiometers may be invalid.

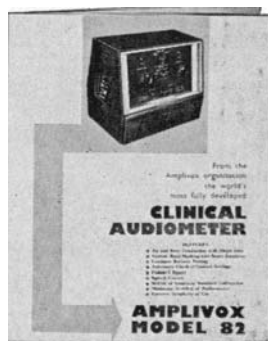
The Amplivox Model 82 Audiometer provides, for the first time, the means of taking accurate audiograms in cases of severe unilateral deafness through the provision of narrow band masking applied by insert earphone. This new masking technique is of special significance in bone conduction audiometry.

In addition to the exclusive narrow band masking feature, the Model 82 provides loudness balance test facilities, and all the other tests essential to proved pure tone audiometry.

## AMPLIVOX LTD

Medical Acoustic Division

80 New Bond St, London W.1. Tel: HYDe Park 9888

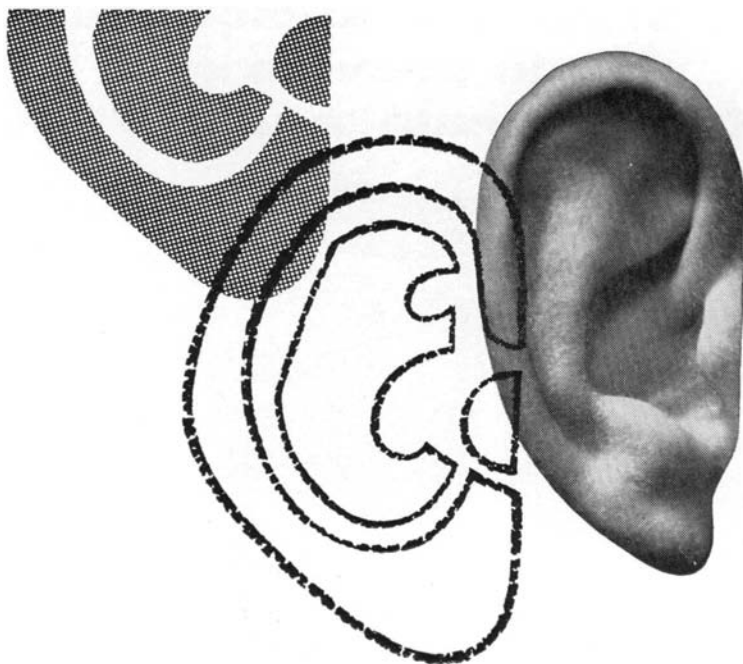


**SEND FOR THIS  
DESCRIPTIVE  
BROCHURE**

Containing full information on the latest audiometric techniques in air and bone conduction.

Please mention *The Journal of Laryngology and Otology* when replying to advertisements





## **'OTOSPORIN'** clears infected ears

The modern method of treatment in otitis externa, chronic suppurative otitis media, and infected mastoid cavities, is 'Otosporin' brand Drops.

'Otosporin' is an aqueous suspension containing both neomycin and polymyxin B sulphate which are together effective against practically all the bacteria found in ear infections. They are unlikely to induce bacterial resistance or skin sensitisation, and neither of them gives rise to cross-resistance or cross-sensitisation to penicillin and other antibiotics. Their effectiveness is visibly enhanced by the hydrocortisone in 'Otosporin'; this, by reducing inflammation, not only relieves pain, but provides greater access for the antibiotics.

**'OTOSPORIN'**<sup>BRAND</sup> drops  
*issued in bottles of 5 c.c.*



**BURROUGHS WELLCOME & CO.** (*The Wellcome Foundation Ltd.*) **LONDON**

Please mention *The Journal of Laryngology and Otology* when replying to advertisements