


# CNS SPECTRUMS<sup>®</sup>

The International Journal of Neuropsychiatric Medicine



## **The Transition from Reproductive Age to Menopause: Implications for Mental Health**

*U. Halbreich and S. Korstein*

---

### **REVIEW ARTICLES**

#### **Endocrinology of Menopausal Transition and Its Brain Implications**

*A.R. Genazzani, F. Bernardi, N. Pluchino, S. Begliomini, E. Lenzi, E. Casarosa, and M. Luisi*

---

#### **Perimenopausal Mental Disorders: Epidemiology and Phenomenology**

*N. Rasgon, S. Shelton, and U. Halbreich*

---

#### **Treatment of Menopause-Related Mood Disturbances**

*C.N. Soares, J. Prouty, L. Born, and M. Steiner*

---

#### **The Association of Perimenopause Disorders with Other Reproductive Related Disorders: Common Underlying Mechanisms**

*J. Feld, U. Halbreich, and S. Karkun*

---

#### **Reduction of Caregiver Burden in Alzheimer's Disease by Treatment with Galantamine**

*D.I. Kaufer, S. Borson, P. Kershaw, and K. Sadik*

---

### **CASE REPORT**

#### **Effectiveness of Risperidone in Psychogenic Stiff Neck**

*D. Marazziti and B. Dell'Osso*

---

### **CLINICAL COLUMN**

#### **Pearls in Clinical Neuroscience Placebo: The Best Pill of All**

*D.J. Stein and H. Mayberg*



NOW  
INDICATED FOR  
ADULTS

In the treatment of ADHD...

AIM

*Max –  
setting his sights  
on astronomy*

The most common adverse events in pediatric trials included loss of appetite, insomnia, abdominal pain, and emotional lability. The most common adverse events in the adult trial included dry mouth, loss of appetite, insomnia, headache, and weight loss.

The effectiveness of ADDERALL XR for long-term use has not been systematically evaluated in controlled trials. As with other psychostimulants indicated for ADHD, there is a potential for exacerbating motor and phonic tics and Tourette's syndrome. A side effect seen with the amphetamine class is psychosis. Caution also should be exercised in patients with a history of psychosis.



# HIGHER

**With efficacy that goes beyond adequate symptom control—to help them reach new heights**

- Reduces symptoms to a level comparable to that of non-ADHD children<sup>1</sup>
- Effectively addresses the core impairments of ADHD—inattention, hyperactivity, and impulsivity<sup>2</sup>
- Once-daily dosing provides day-long improvement in academic productivity and social functioning<sup>3,4</sup>


Please see references and brief summary of prescribing information on adjacent page.

[www.ADDERALLXR.com](http://www.ADDERALLXR.com)  
[www.ADHDSupportCompany.com](http://www.ADHDSupportCompany.com)

**Shire US Inc.**  
your ADHD support company™  
1-800-828-2088

 Shire

©2004 Shire US Inc., Newport, Kentucky 41071      October 2004      AXJA351



**Reach new heights**

Abuse of amphetamines may lead to dependence. Misuse of amphetamines may cause sudden death and serious cardiovascular adverse events. ADDERALL XR generally should not be used in children or adults with structural cardiac abnormalities. ADDERALL XR is contraindicated in patients with symptomatic cardiovascular disease, moderate to severe hypertension, hyperthyroidism and glaucoma, known hypersensitivity to this class of compounds, agitated states, history of drug abuse, or current or recent use of MAO inhibitors. ADDERALL XR should be prescribed with close physician supervision.

<https://doi.org/10.1017/S109285290002304X> Published online by Cambridge University Press



**References:** 1. Ambrosini PJ, Lopez FA, Chandler MC, et al. Safety and efficacy of ADDERALL XR in pediatric ADHD: results of an open-label community assessment trial. Poster presented at 14th Annual CHADD International Conference; October 17, 2002; Miami Beach, Fla. 2. Spencer T, Biederman J, Wilens T, et al. Pharmacotherapy of attention-deficit hyperactivity disorder across the life cycle. *J Am Acad Child Adolesc Psychiatry*. 1996;35:409-432. 3. Lopez FA, Ambrosini PJ, Chandler MC, et al. ADDERALL XR in pediatric ADHD: quality of life measures from an open-label community assessment trial. Poster presented at 14th Annual CHADD International Conference; October 17, 2002; Miami Beach, Fla. 4. Lopez FA, Chandler MC, Biederman J, et al. Long-term Adderall XR treatment improves quality of life in ADHD children. Poster presented at 156th Annual Meeting of the American Psychiatric Association; May 21, 2003; San Francisco, Calif.

**BRIEF SUMMARY:** Consult the full prescribing information for complete product information.

**ADDERALL XR® CAPSULES**

**Cl II Rx Only**

AMPHETAMINES HAVE A HIGH POTENTIAL FOR ABUSE. ADMINISTRATION OF AMPHETAMINES FOR PROLONGED PERIODS OF TIME MAY LEAD TO DRUG DEPENDENCE. PARTICULAR ATTENTION SHOULD BE PAID TO THE POSSIBILITY OF SUBJECTS OBTAINING AMPHETAMINES FOR NON-THERAPEUTIC USE OR DISTRIBUTION TO OTHERS AND THE DRUGS SHOULD BE PRESCRIBED OR DISPENSED SPARINGLY. MISUSE OF AMPHETAMINE MAY CAUSE SUDDEN DEATH AND SERIOUS CARDIOVASCULAR ADVERSE EVENTS.

**INDICATIONS**

ADDERALL XR® is indicated for the treatment of Attention Deficit Hyperactivity Disorder (ADHD). The efficacy of ADDERALL XR® in the treatment of ADHD was established on the basis of two controlled trials in children aged 6 to 12, and one controlled trial in adults who met DSM-IV criteria for ADHD (see CLINICAL PHARMACOLOGY), along with extrapolation from the known efficacy of ADDERALL®, the immediate-release formulation of this substance.

**CONTRAINDICATIONS**

Advanced arteriosclerosis, symptomatic cardiovascular disease, moderate to severe hypertension, hyperthyroidism, known hypersensitivity or idiosyncrasy to the sympathomimetic amines, glaucoma. Agitated states. Patients with a history of drug abuse. During or within 14 days following the administration of monoamine oxidase inhibitors (hypertensive crises may result).

**WARNINGS**

**Psychosis:** Clinical experience suggests that, in psychotic patients, administration of amphetamine may exacerbate symptoms of behavior disturbance and thought disorder. **Long-Term Suppression of Growth:** Data are inadequate to determine whether chronic use of stimulants in children, including amphetamine, may be causally associated with suppression of growth. Therefore, growth should be monitored during treatment, and patients who are not growing or gaining weight as expected should have their treatment interrupted. **Sudden Death and Pre-existing Structural Cardiac Abnormalities:** Sudden death has been reported in association with amphetamine treatment at usual doses in children with structural cardiac abnormalities. ADDERALL XR® generally should not be used in children or adults with structural cardiac abnormalities.

**PRECAUTIONS**

**General:** The least amount of amphetamine feasible should be prescribed or dispensed at one time in order to minimize the possibility of overdose.

**Hypertension:** Caution should be exercised in prescribing amphetamines for patients with even mild hypertension (see CONTRAINDICATIONS). Blood pressure and pulse should be monitored at appropriate intervals in patients taking ADDERALL XR®, especially patients with hypertension.

**Tics:** Amphetamines have been reported to exacerbate motor and phonic tics and Tourette's syndrome. Therefore, clinical evaluation for tics and Tourette's syndrome in children and their families should precede use of stimulant medications.

**Information for Patients:** Amphetamines may impair the ability of the patient to engage in potentially hazardous activities such as operating machinery or vehicles; the patient should therefore be cautioned accordingly.

**Drug Interactions:** **Acidifying agents—**Gastrointestinal acidifying agents (guanethidine, reserpine, glutamic acid HCl, ascorbic acid, etc.) lower absorption of amphetamines. **Urinary acidifying agents—**These agents (ammonium chloride, sodium acid phosphate, etc.) increase the concentration of the ionized species of the amphetamine molecule, thereby increasing urinary excretion. Both groups of agents lower blood levels and efficacy of amphetamines. **Adrenergic blockers—**Adrenergic blockers are inhibited by amphetamines. **Alkalinizing agents—**Gastrointestinal alkalinizing agents (sodium bicarbonate, etc.) increase absorption of amphetamines. Co-administration of ADDERALL XR® and gastrointestinal alkalinizing agents, such as antacids, should be avoided. Urinary alkalinizing agents (acetazolamide, some thiazides) increase the concentration of the non-ionized species of the amphetamine molecule, thereby decreasing urinary excretion. Both groups of agents increase blood levels and therefore potentiate the actions of amphetamines. **Antidepressants, tricyclic—**Amphetamines may enhance the activity of tricyclic antidepressants or sympathomimetic agents; d-amphetamine with desipramine or protriptyline and possibly other tricyclics cause striking and sustained increases in the concentration of d-amphetamine in the brain; cardiovascular effects can be potentiated. **MAO inhibitors—**MAOI antidepressants, as well as a metabolite of fluoxetine, slow amphetamine metabolism. This slowing potentiates amphetamines, increasing their effect on the release of norepinephrine and other monoamines from adrenergic nerve endings; this can cause headache and other signs of hypertensive crisis. A variety of toxic neurological effects and malignant hyperpyrexia can occur, sometimes with fatal results. **Antihistamines—**Amphetamines may counteract the sedative effect of antihistamines. **Antihypertensives—**Amphetamines may antagonize the hypotensive effects of antihypertensives. **Chlorpromazine—**Chlorpromazine blocks dopamine and norepinephrine receptors, thus inhibiting the central stimulant effects of amphetamines, and can be used to treat amphetamine poisoning. **Ethosuximide—**Amphetamines may delay intestinal absorption of ethosuximide. **Haloperidol—**Haloperidol blocks dopamine receptors, thus inhibiting the central stimulant effects of amphetamines. **Lithium carbonate—**The anorectic and stimulatory effects of amphetamines may be inhibited by lithium carbonate. **Meperidine—**Amphetamines potentiate the analgesic effect of meperidine. **Methamphetamine therapy—**Urinary excretion of amphetamines is increased, and efficacy is reduced, by acidifying agents used in methamphetamine therapy. **Norepinephrine—**Amphetamines enhance the adrenergic effect of norepinephrine. **Phenobarbital—**Amphetamines may delay intestinal absorption of phenobarbital; co-administration of phenobarbital may produce a synergistic anticonvulsant action. **Phenytol—**Amphetamines may delay intestinal absorption of phenytoin; co-administration of phenytoin may produce a synergistic anticonvulsant action. **Propoxyphene—**In cases of propoxyphene overdose, amphetamine CNS stimulation is potentiated and fatal convulsions can occur. **Veratrum alkaloids—**Amphetamines inhibit the hypotensive effect of veratrum alkaloids.

**Drug/Laboratory Test Interactions:** Amphetamines can cause a significant elevation in plasma corticosteroid levels. This increase is greatest in the evening. Amphetamines may interfere with urinary steroid determinations. **Cardiogenesis/Plagiarism and Impairment of Fertility:** No evidence of cardiogenicity was found in studies in which d-amphetamine (enantiomer ratio of 1:1) was administered to mice and rats in the diet for 2 years at doses of up to 30 mg/kg/day in male mice, 19 mg/kg/day in female mice, and 5 mg/kg/day in male and female rats. These doses are approximately 2.4, 1.5, and 0.8 times, respectively, the maximum recommended human dose of 30 mg/day [child] on a mg/m<sup>2</sup> body surface area basis.

Amphetamine, in the enantiomer ratio present in ADDERALL XR® (immediate-release)(d- to l- ratio of 3:1), was not clastogenic in the mouse bone marrow micronucleus test *in vivo* and was negative when tested in the *E. coli* component of the Ames test *in vitro*. d,l-Amphetamine (1:1 enantiomer ratio) has been reported to produce a positive response in the mouse bone marrow micronucleus test, an equivocal response in the Ames test, and negative responses in the *in vitro* sister chromatid exchange and chromosomal aberration assays.

Amphetamine, in the enantiomer ratio present in ADDERALL XR® (immediate-release) (d- to l- ratio of 3:1), did not adversely affect fertility or early embryonic development in the rat at doses of up to 20 mg/kg/day (approximately 5 times the maximum recommended human dose of 30 mg/day) on a mg/m<sup>2</sup> body surface area basis.

**Pregnancy:** Pregnancy Category C. Amphetamine, in the enantiomer ratio present in ADDERALL XR® (d- to l- ratio of 3:1), had no apparent effects on embryofetal morphological development or survival when orally administered to pregnant rats and rabbits throughout the period of organogenesis at doses of up to 6 and 16 mg/kg/day, respectively. These doses are approximately 1.5 and 8 times, respectively, the maximum recommended human dose of 30 mg/day [child] on a mg/m<sup>2</sup> body surface area basis. Fetal malformations and death have been reported in mice following parental administration of d-amphetamine doses of 50 mg/kg/day (approximately 6 times that of a human dose of 30 mg/kg/day [child] on a mg/m<sup>2</sup> basis) or greater to pregnant animals. Administration of amphetamine doses associated with early postnatal exposure.

A number of studies in rodents indicate that prenatal or early postnatal exposure to amphetamine (d- or l-), at doses similar to those used clinically, can result in long-term neurochemical and behavioral alterations. Reported behavioral effects include learning and memory deficits, altered locomotor activity, and changes in sexual function. There are no adequate and well-controlled studies in pregnant women. There has been one report of severe congenital bony deformity, tracheo-esophageal fistula, and anal atresia (vater association) in a baby born to a woman who took dextroamphetamine sulfate with lovastatin during the first trimester of pregnancy. Amphetamines should be used during pregnancy only if the potential benefit justifies the potential risk to the fetus.

**Nonteratogenic Effects:** Infants born to mothers dependent on amphetamines have an increased risk of premature delivery and low birth weight. Also, these infants may experience symptoms of withdrawal as demonstrated by dysphoria, including agitation, and significant lassitude.

**Usage in Nursing Mothers:** Amphetamines are excreted in human milk. Mothers taking amphetamines should be advised to refrain from nursing.

**Pediatric Use:** ADDERALL XR® is indicated for use in children 6 years of age and older.

**Use in Children Under Six Years of Age:** Effects of ADDERALL XR® in 3-5 year olds have not been studied. Long-term effects of amphetamines in children have not been well established. Amphetamines are not recommended for use in children under 3 years of age.

**Geriatric Use:** ADDERALL XR® has not been studied in the geriatric population.

**ADVERSE EVENTS**

The premarketing development program for ADDERALL XR® included exposures in a total of 965 participants in clinical trials (635 pediatric patients, 248 adult patients, 82 healthy adult subjects). Of these, 635 patients (ages 6 to 12) were evaluated in two controlled clinical studies, one open-label clinical study, and two single-dose clinical pharmacology studies (N=40). Safety data on all patients are included in the discussion that follows. Adverse

reactions were assessed by collecting adverse events, results of physical examinations, vital signs, weights, laboratory analyses, and ECGs.

Adverse events during exposure were obtained primarily by general inquiry and recorded by clinical investigators using terminology of their own choosing. Consequently, it is not possible to provide a meaningful estimate of the proportion of individuals experiencing adverse events without first grouping similar types of events into a smaller number of standardized event categories. In the tables and listings that follow, COSTART terminology has been used to classify reported adverse events.

The stated frequencies of adverse events represent the proportion of individuals who experienced, at least once, a treatment-emergent adverse event of the type listed.

**Adverse events associated with discontinuation of treatment:** In two placebo-controlled studies of up to 5 weeks duration among children with ADHD, 2.4% (10/425) of ADDERALL XR® treated patients discontinued due to adverse events (including 3 patients with loss of appetite, one of whom also reported insomnia) compared to 2.7% (7/259) receiving placebo. The most frequent adverse events associated with discontinuation of ADDERALL XR® in controlled and uncontrolled, multiple-dose clinical trials of pediatric patients (N=595) are presented below. Over half of these patients were exposed to ADDERALL XR® for 12 months or more.

Adverse event	% of pediatric patients discontinuing (n=595)
Anorexia (loss of appetite)	2.9
Insomnia	1.5
Weight loss	1.2
Emotional lability	1.0
Depression	0.7

In one placebo-controlled 4-week study among adults with ADHD, patients who discontinued treatment due to adverse events among ADDERALL XR®-treated patients (N=191) were 3.1% (n=6) for nervousness including anxiety and irritability, 2.6% (n=5) for insomnia, 1% (n=2) each for headache, palpitation, and somnolence; and, 0.5% (n=1) each for ALT increase, agitation, chest pain, cocaine craving, elevated blood pressure, and weight loss.

**Adverse events occurring in a controlled trial:** Adverse events reported in a 3-week clinical trial of pediatric patients and a 4-week clinical trial in adults treated with ADDERALL XR® or placebo are presented in the tables below.

The prescriber should be aware that these figures cannot be used to predict the incidence of adverse events in the course of usual medical practice where patient characteristics and other factors differ from those which prevailed in the clinical trials. Similarly, the cited frequencies cannot be compared with figures obtained from other clinical investigations involving different treatments, uses, and investigators. The cited figures, however, do provide the prescribing physician with some basis for estimating the relative contribution of drug and non-drug factors to the adverse event incidence rate in the population studied.

**Table 1 Adverse Events Reported by More Than 1% of Pediatric Patients Receiving ADDERALL XR® with Higher Incidence Than on Placebo in a 584 Patient Clinical Study**

Body System	Preferred Term	ADDERALL XR® (n=374)	Placebo (n=210)
<b>General</b>	Abdominal Pain (stomachache)	14%	10%
	Accidental Injury	3%	2%
	Asthenia (fatigue)	2%	0%
	Fever	5%	2%
	Infection	4%	2%
	Viral Infection	2%	0%
<b>Digestive System</b>	Loss of Appetite	22%	2%
	Diarrhea	2%	1%
	Dyspepsia	2%	1%
	Nausea	5%	3%
	Vomiting	7%	4%
<b>Nervous System</b>	Dizziness	2%	0%
	Emotional Lability	9%	2%
	Insomnia	17%	2%
	Nervousness	6%	2%
<b>Metabolic/Nutritional</b>	Weight Loss	4%	0%

**Table 2 Adverse Events Reported by 5% or More of Adults Receiving ADDERALL XR® with Higher Incidence Than on Placebo in a 255 Patient Clinical Forced Weekly-Dose Titration Study\***

Body System	Preferred Term	ADDERALL XR® (n=191)	Placebo (n=64)
<b>General</b>	Asthenia	6%	5%
	Headache	26%	13%
<b>Digestive System</b>	Loss of Appetite	33%	3%
	Diarrhea	6%	0%
	Dry Mouth	35%	5%
	Nausea	8%	3%
<b>Nervous System</b>	Agitation	8%	5%
	Anxiety	8%	5%
	Dizziness	7%	0%
	Insomnia	27%	13%
	Tachycardia	6%	3%
<b>Cardiovascular System</b>	Tachycardia	6%	3%
<b>Metabolic/Nutritional</b>	Weight Loss	11%	0%
<b>Urogenital System</b>	Urinary Tract Infection	5%	0%

Note: The following events did not meet the criterion for inclusion in Table 2 but were reported by 2% to 4% of adult patients receiving ADDERALL XR® with a higher incidence than patients receiving placebo in this study: infection, photosensitivity reaction, constipation, tooth disorder, emotional lability, libido decreased, somnolence, speech disorder, palpitation, twitching, dyspnea, sweating, dysmenorrhea, and impotence. \*Included doses up to 60 mg.

The following adverse reactions have been associated with amphetamine use: Cardiovascular: Palpitations, tachycardia, elevation of blood pressure, sudden death, myocardial infarction. There have been isolated reports of cardiomyopathy associated with chronic amphetamine use. Central Nervous System: Psychotic episodes at recommended doses, overstimulation, restlessness, dizziness, insomnia, euphoria, dyskinesia, dysphoria, depression, tremor, headache, exacerbation of motor and phonic tics and Tourette's syndrome, seizures, strokes. Gastrointestinal: Dryness of the mouth, unpleasant taste, diarrhea, constipation, other gastrointestinal disturbances. Anorexia and weight loss may occur as undesirable effects. Allergic: Urticaria. Endocrine: Impotence, changes in libido.

**DRUG ABUSE AND DEPENDENCE**

ADDERALL XR® is a Schedule II controlled substance. Amphetamines have been extensively abused. Tolerance, extreme psychological dependence, and severe social disability have occurred. There are reports of patients who have increased the dosage to many times that recommended. Abrupt cessation following prolonged high dosage administration results in extreme fatigue and mental depression; changes are also noted on the sleep EEG. Manifestations of chronic intoxication with amphetamines may include severe dermatoses, marked insomnia, irritability, hyperactivity, and personality changes. The most severe manifestation of chronic intoxication is psychosis, often clinically indistinguishable from schizophrenia.

**OVERDOSAGE**

Individual patient response to amphetamines varies widely. Toxic symptoms may occur idiosyncratically at low doses. Symptoms: Manifestations of acute overdosage with amphetamines include restlessness, tremor, hyper-reflexia, rapid respiration, confusion, assaultiveness, hallucinations, panic states, hyperpyrexia and rhabdomyolysis. Fatigue and depression usually follow the central nervous system stimulation. Cardiovascular effects include arrhythmias, hypertension and hypotension and circulatory collapse. Gastrointestinal symptoms include nausea, vomiting, diarrhea, and abdominal cramps. Fatal poisoning is usually preceded by convulsions and coma.

Treatment: Consult with a Certified Poison Control Center for up to date guidance and advice. Management of acute amphetamine intoxication is largely symptomatic and includes gastric lavage, administration of activated charcoal, administration of a cathartic and sedation. Experience with hemodialysis or peritoneal dialysis is inadequate to permit recommendation in this regard. Acidification of the urine increases amphetamine excretion, but is believed to increase risk of acute renal failure if myoglobinuria is present. If acute severe hypertension complicates amphetamine overdosage, administration of intravenous phenolamine has been suggested. However, a gradual drop in blood pressure will usually result when sufficient sedation has been achieved. Chlorpromazine antagonizes the central stimulant effects of amphetamines and can be used to treat amphetamine intoxication.

The prolonged release of mixed amphetamine salts from ADDERALL XR® should be considered when treating patients with overdose. Dispense in a tight, light-resistant container as defined in the USP. Store at 25° C (77° F). Excursions permitted to 15-30° C (59-86° F) [see USP Controlled Room Temperature]. Manufactured by: **Shire US Inc.**, Newport, KY 41071 Made in USA. For more information call 1-800-828-2088, or visit [www.adderallxr.com](http://www.adderallxr.com). ADDERALL® and ADDERALL XR® are registered in the US Patent and Trademark Office. Copyright ©2004 Shire US Inc.

403980

381 0107 004

Rev. 9/04





# CNS SPECTRUMS®

The International Journal of Neuropsychiatric Medicine

## **EDITOR**

Jack M. Gorman, MD  
Mount Sinai School of Medicine  
New York, NY

## **ASSOCIATE AND FOUNDING EDITOR**

Eric Hollander, MD  
Mount Sinai School of Medicine  
New York, NY

## **INTERNATIONAL EDITOR**

Joseph Zohar, MD  
Chaim Sheba Medical Center  
Tel-Hashomer, Israel

## **ASSOCIATE INTERNATIONAL EDITORS**

### **EUROPE**

Donatella Marazziti, MD  
University of Pisa  
Pisa, Italy

### **MID-ATLANTIC**

Dan J. Stein, MD, PhD  
University of Stellenbosch  
Tygerberg, South Africa

### **FAR EAST**

Shigeto Yamawaki, MD, PhD  
Hiroshima University School  
of Medicine  
Hiroshima, Japan

## **CONTRIBUTING WRITERS**

Andrea Riccardo Genazzani, MD  
Uriel Halbreich, MD  
Daniel I. Kaufer, MD  
Donatella Marazziti, MD  
Natalie Rasgon, MD, PhD  
Claudio N. Soares, MD, PhD

## **COLUMNISTS**

David L. Dunner, MD, FACP  
Dan J. Stein, MD, PhD

## **MEDICAL REVIEWER**

David L. Ginsberg, MD

## **CME EDITOR**

Eric Hollander, MD

## **SUPPLEMENT EDITORS**

Eric Hollander, MD  
Joseph Zohar, MD

## **BOARD OF ADVISORS**

### **NEUROLOGISTS**

Mitchell F. Brin, MD  
University of California, Irvine  
Irvine, CA  
Jeffrey L. Cummings, MD  
University of California, Los Angeles  
Los Angeles, CA  
Jerome Engel, Jr., MD, PhD  
University of California, Los Angeles  
Los Angeles, CA  
Mark S. George, MD  
Medical University of South Carolina  
Charleston, SC

Deborah Hirtz, MD  
National Institute of Neurological  
Disorders and Stroke, NIH  
Rockville, MD

Richard B. Lipton, MD  
Albert Einstein College of Medicine  
Bronx, NY

C. Warren Olanow, MD, FRCP  
Mount Sinai School of Medicine  
New York, NY

Steven George Pavlakis, MD  
Maimonides Medical Center  
Brooklyn, NY

Stephen D. Silberstein, MD, FACP  
Thomas Jefferson University  
Philadelphia, PA

Michael Trimble, MD, FRCP, FRPpsych  
National Hospital for Neurology  
and Neurosurgery  
London, United Kingdom

### **PSYCHIATRISTS**

Margaret Altemus, MD  
Cornell University Medical College  
New York, NY

Dennis S. Charney, MD  
Mount Sinai School of Medicine  
New York, NY

Dwight L. Evans, MD  
University of Pennsylvania  
Philadelphia, PA

Siegfried Kasper, MD  
University of Vienna  
Vienna, Austria

Martin B. Keller, MD  
Brown Medical School  
Providence, RI

Lorin M. Koran, MD

Stanford University School of Medicine  
Stanford, CA

Yves Lecrubier, MD  
Hôpital de la Salpêtrière  
Paris, France

Herbert Y. Meltzer, MD  
Vanderbilt University Medical Center  
Nashville, TN

Stuart A. Montgomery, MD  
St. Mary's Hospital Medical School  
London, United Kingdom

Charles B. Nemeroff, MD, PhD  
Emory University School of Medicine  
Atlanta, GA

Humberto Nicolini, MD, PhD  
National Mexican Institute of Psychiatry  
Mexico City, Mexico

Stefano Pallanti, MD, PhD  
University of Florence  
Florence, Italy

Katharine Phillips, MD  
Brown Medical School  
Providence, RI

Harold A. Pincus, MD  
Western Psychiatric Institute & Clinic  
RAND-University of Pittsburgh Health  
Institute, Pittsburgh, PA

Scott L. Rauch, MD  
Massachusetts General Hospital  
Charlestown, MA

Alan F. Schatzberg, MD  
Stanford University School of Medicine  
Stanford, CA

Thomas E. Schlaepfer, MD  
University of Bonn  
Bonn, Germany

Stephen M. Stahl, MD, PhD  
University of California, San Diego  
La Jolla, CA

Norman Sussman, MD, DFAPA  
New York University Medical School  
New York, NY

Karen Dineen Wagner, MD, PhD  
The University of Texas Medical Branch  
Galveston, Texas

Herman G.M. Westenberg, MD  
University Hospital Utrecht  
Utrecht, The Netherlands

Stuart C. Yudofsky, MD  
Baylor College of Medicine  
Houston, TX

## **MBL COMMUNICATIONS Corporate Staff**

### **CEO & PUBLISHER**

Darren L. Brodeur

### **ASSOCIATE PUBLISHER**

Elizabeth Katz

### **MANAGING EDITOR**

Christopher Naccari

### **SENIOR EDITOR**

Deborah Hughes

### **NATIONAL ACCOUNT MANAGER**

Kathleen J. Skae, MBA

### **SALES & MARKETING ASSOCIATE**

Jennifer Gomez

### **DEPUTY SENIOR EDITOR**

José R. Ralat

### **ACQUISITIONS EDITORS**

Lisa Arrington  
Shoshana Bauminger

### **ASSISTANT EDITOR**

Emil J. Ross

### **PUBLISHING ASSOCIATE**

Shelley Wong

### **COPY EDITOR**

Keith Papa

### **ART DIRECTOR**

Derek Oscarson

### **CONTROLLER**

John Spano

### **OFFICE MANAGER**

Manuel Pavón

### **INFORMATION TECHNOLOGY**

Clint Bagwell Consulting

### **CORPORATION COUNSEL**

Lawrence Ross, Esq.  
Bressler, Amery, and Ross



# CNS SPECTRUMS®

The International Journal of Neuropsychiatric Medicine

## Table of Contents

**447 Introduction: The Transition from Reproductive Age to Menopause: Implications for Mental Health**

Uriel Halbreich, MD, *State University of New York (SUNY) at Buffalo*; and Susan Kornstein, MD, *SUNY Buffalo*

**CASE REPORT**

**443 Effectiveness of Risperidone in Psychogenic Stiff Neck**

Donatella Marazziti, MD, *University of Pisa*; and Bernardo Dell'Osso, *University of Pisa*

**REVIEW ARTICLES**

**449 Endocrinology of Menopausal Transition and Its Brain Implications**

Andrea Riccardo Genazzani, MD, PhD, *University of Pisa*; Francesca Bernardi, MD, *University of Pisa*; Nicola Pluchino, MD, *University of Pisa*; Silvia Begliumini, MD, *University of Pisa*; Elena Lenzi, MD, *University of Pisa*; Elena Casarosa, *University of Pisa*; and Michele Luisi, MD, PhD, *University of Pisa*

**461 The Association of Perimenopause Disorders with Other Reproductive Related Disorders: Common Underlying Mechanisms**

Judith Feld, MD, *SUNY Buffalo*; Uriel Halbreich, MD, *SUNY Buffalo*; and Sandhya Karkun, BS, *SUNY Buffalo*

**471 Perimenopausal Mental Disorders: Epidemiology and Phenomenology**

Natalie Rasgon, MD, PhD, *Stanford University School of Medicine*; Stephanie Shelton, BS, *Stanford University School of Medicine*; and Uriel Halbreich, MD, *SUNY Buffalo*

**481 Reduction of Caregiver Burden in Alzheimer's Disease by Treatment with Galantamine**

Daniel I. Kaufer, MD, *University of North Carolina School of Medicine*; Soo Borson, MD, *University of Washington Medical Center*; Paul Kershaw, MD, *Janssen Pharmaceutica Products, LP*; and Kay Sadik, PharmD, PhD, *Janssen Pharmaceutica Products, LP*

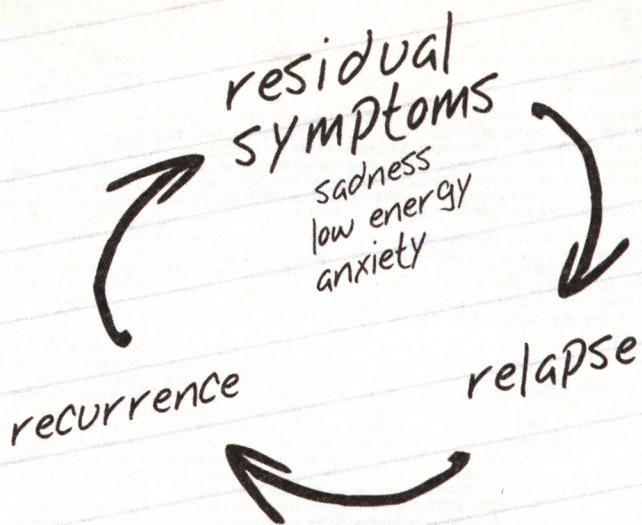
**489 Treatment of Menopause-Related Mood Disturbances**

Claudio N. Soares, MD, PhD, *McMaster University*; Jennifer Prouty, MSN, RNC, *Private Practice*; Leslie Born, MSc, PhD, *Women's Health Concerns Clinic*; and Meir Steiner, MD, PhD, FRCPC, *McMaster University*

**EDITORIAL MISSION**

CNS Spectrums' editorial mission is to address relevant neuropsychiatric topics, including the prevalence of comorbid diseases among patients, and original research and reports that emphasize the profound diagnostic and physiologic connections made within the neurologic and psychiatric fields. The journal's goal is to serve as a resource to psychiatrists and neurologists seeking to understand and treat disturbances of cognition, emotion, and behavior as a direct consequence of central nervous system disease, illness, or trauma.





# Break the cycle of unresolved depression with EFFEXOR XR<sup>1,2</sup>

## IMPORTANT TREATMENT CONSIDERATIONS

### Suicidality in Children and Adolescents

Antidepressants increased the risk of suicidal thinking and behavior (suicidality) in short-term studies in children and adolescents with Major Depressive Disorder (MDD) and other psychiatric disorders. Anyone considering the use of EFFEXOR XR or any other antidepressant in a child or adolescent must balance this risk with the clinical need. Patients who are started on therapy should be observed closely for clinical worsening, suicidality, or unusual changes in behavior. Families and caregivers should be advised of the need for close observation and communication with the prescriber. EFFEXOR XR is not approved for use in pediatric patients.

EFFEXOR XR is contraindicated in patients taking monoamine oxidase inhibitors (MAOIs). Adult and pediatric patients taking antidepressants can experience worsening of their depression and/or the emergence of suicidality. Patients should be observed closely for clinical worsening and suicidality, especially at the beginning of drug therapy, or at the time of increases or decreases in dose. Anxiety, agitation, panic attacks, insomnia, irritability, hostility, impulsivity, akathisia, hypomania, and mania have been reported and may represent precursors to emerging suicidality. Stopping or modifying therapy should be

considered especially when symptoms are severe, abrupt in onset, or not part of presenting symptoms. Treatment with venlafaxine is associated with sustained increases in blood pressure (BP) in some patients. Regular BP monitoring is recommended. Abrupt discontinuation or dose reduction has been associated with discontinuation symptoms. Patients should be counseled on possible discontinuation symptoms and monitored while discontinuing the drug; the dose should be tapered gradually. The most common adverse events reported in EFFEXOR XR short-term placebo-controlled depression, generalized anxiety disorder (GAD), and/or social anxiety disorder trials (incidence  $\geq 10\%$  and  $\geq 2x$  that of placebo) were anorexia, asthenia, constipation, dizziness, dry mouth, ejaculation problems, impotence, insomnia, nausea, nervousness, somnolence, and sweating.

*Please see brief summary of Prescribing Information on adjacent pages.*

**References:** 1. Data on file, Wyeth Pharmaceuticals Inc. 2. Effexor XR<sup>®</sup> (venlafaxine HCl) Extended-Release and Effexor Immediate-Release Prescribing Information, Wyeth Pharmaceuticals Inc.

ONCE-DAILY  
VENLAFAXINE HCl  
**EFFEXOR XR**<sup>®</sup> EXTENDED  
RELEASE  
CAPSULES

*The change they deserve.*

Wyeth<sup>®</sup> © 2005, Wyeth Pharmaceuticals Inc., Philadelphia, PA 19101 113182-01





**BRIEF SUMMARY.** See package insert for full prescribing information.

**Suicidality in Children and Adolescents**

Antidepressants increased the risk of suicidal thinking and behavior (suicidality) in short-term studies in children and adolescents with Major Depressive Disorder (MDD) and other psychiatric disorders. Anyone considering the use of EFFEXOR XR or any other antidepressant in a child or adolescent must balance this risk with the clinical need. Patients who are started on therapy should be observed closely for clinical worsening, suicidality, or unusual changes in behavior. Families and caregivers should be advised of the need for close observation and communication with the prescriber. EFFEXOR XR is not approved for use in pediatric patients. (See Warnings and Precautions: Pediatric Use.)

Pool analyses of short-term (4 to 16 weeks) placebo-controlled trials of 9 antidepressant drugs (SSRIs and others) in children and adolescents with Major Depressive Disorder (MDD), obsessive-compulsive disorder (OCD), or other psychiatric disorders (a total of 24 trials involving over 4,400 patients) have revealed a greater risk of adverse events representing suicidal thinking or behavior (suicidality) during the first few months of treatment in those receiving antidepressants. The average risk of such events in patients receiving antidepressants was 4%, twice the placebo risk of 2%. No suicides occurred in these trials.

**CONTRAINDICATIONS:** Hypersensitivity to venlafaxine hydrochloride or to any excipients in the formulation. Concomitant use in patients taking monoamine oxidase inhibitors (MAOIs). **WARNINGS: Clinical Worsening and Suicide Risk—**Patients with major depressive disorder (MDD), both adult and pediatric, may experience worsening of their depression and/or the emergence of suicidal ideation and behavior (suicidality) or unusual changes in behavior, whether or not they are taking antidepressant medications, and this risk may persist until significant remission occurs. There has been a long-standing concern that antidepressants may have a role in inducing worsening of depression and the emergence of suicidality in certain patients. Antidepressants increased the risk of suicidal thinking and behavior (suicidality) in short-term studies in children and adolescents with MDD and other psychiatric disorders. It is unknown whether the suicidality risk in pediatric patients extends to longer-term use, i.e., beyond several months. It is also unknown whether the suicidality risk extends to adults. **All pediatric patients being treated with antidepressants for any indication should be observed closely for clinical worsening, suicidality, and unusual changes in behavior, especially during the initial few months of a course of drug therapy, or at times of dose changes, either increases or decreases. Adults with MDD or comorbid depression in the setting of other psychiatric illness being treated with antidepressants should be observed similarly for clinical worsening and suicidality, especially during the initial few months of a course of drug therapy, or at times of dose changes, either increases or decreases.** Anxiety, agitation, panic attacks, insomnia, irritability, hostility, aggressiveness, impulsivity, akathisia (psychomotor restlessness), hypomania, and mania have been reported in adult and pediatric patients being treated with antidepressants for MDD and other indications, both psychiatric and nonpsychiatric. Although a causal link between the emergence of such symptoms and either the worsening of depression and/or the emergence of suicidal impulses has not been established, there is concern that such symptoms may represent precursors to emerging suicidality. Consideration should be given to changing the therapeutic regimen, including possibly discontinuing the medication, in patients whose depression is persistently worse, or who are experiencing emergent suicidality or symptoms that might be precursors to worsening depression or suicidality, especially if these symptoms are severe, abrupt in onset, or were not part of the patient's presenting symptoms. If the decision has been made to discontinue treatment, medication should be tapered, as rapidly as is feasible, but with recognition that abrupt discontinuation can be associated with certain symptoms (see **PRECAUTIONS AND DOSAGE AND ADMINISTRATION**). Families and caregivers of pediatric patients being treated with antidepressants for MDD or other indications, both psychiatric and nonpsychiatric, should be alerted about the need to monitor patients for the emergence of agitation, irritability, unusual changes in behavior, and the other symptoms described above, as well as the emergence of suicidality, and to report such symptoms immediately to health care providers. Such monitoring should include daily observation by families and caregivers. Prescriptions for Effexor XR should be written for the smallest quantity of capsules consistent with good patient management, in order to reduce the risk of overdose. Families and caregivers of adults being treated for depression should be similarly advised. **Screening Patients for Bipolar Disorder:** A major depressive episode may be the initial presentation of bipolar disorder. It is generally believed that treating such an episode with an antidepressant alone may increase the likelihood of precipitation of a mixed/manic episode in patients at risk for bipolar disorder. Whether any of the symptoms described above represent such a conversion is unknown. Prior to initiating antidepressant treatment, patients with depressive symptoms should be screened to determine if they are at risk for bipolar disorder, such screening should include a detailed psychiatric history, including a family history of suicide, bipolar disorder, and depression. Effexor XR is not approved for use in treating bipolar depression. **Potential for Interaction with MAOIs—Adverse reactions, some serious, have been reported in patients who recently discontinued an MAOI and started on venlafaxine, or who recently discontinued venlafaxine prior to initiation of an MAOI.** These reactions included tremor, myoclonus, diaphoresis, nausea, vomiting, flushing, dizziness, hyperthermia with features resembling neuroleptic malignant syndrome, seizures, and death. Effexor XR should not be used in combination with an MAOI, or within at least 14 days of discontinuing treatment with an MAOI. At least 7 days should be allowed after stopping venlafaxine before starting an MAOI. **Sustained Hypertension—**Venlafaxine is associated with sustained increases in blood pressure (BP) in some patients. Regular monitoring of BP is recommended. For patients experiencing sustained increase in BP consider either dose reduction or discontinuation. **PRECAUTIONS: General—Discontinuation of Treatment with Effexor XR.** Abrupt discontinuation or dose reduction of venlafaxine at various doses is associated with new symptoms, the frequency of which increased with increased dose level and longer duration of treatment. Symptoms include agitation, anorexia, anxiety, confusion, coordination impaired, diarrhea, dizziness, dry mouth, dysphoric mood, emotional lability, fasciculation, fatigue, headaches, hypomania, insomnia, irritability, lethargy, nausea, nervousness, nightmares, seizures, sensory disturbances (e.g., paresthesias such as electric shock sensations), somnolence, sweating, tinnitus, tremor, vertigo, and vomiting. Monitor patients when discontinuing treatment. A gradual reduction in the dose rather than abrupt cessation is recommended. If intolerable symptoms occur following a decrease in the dose or upon discontinuation of treatment, consider resuming the previously prescribed dose. Subsequently, continue decreasing the dose at a more gradual rate. **Insomnia and Nervousness:** Treatment-emergent insomnia and nervousness have been reported. In Phase 3 trials, insomnia led to drug discontinuation in 0.9% of depressed patients and in 3% of both Generalized Anxiety Disorder (GAD) and Social Anxiety Disorder (SAD) patients. Nervousness led to drug discontinuation in 0.9% of depressed patients, in 2% of GAD patients, and in 0% of SAD patients. **Changes in Weight: Adult Patients:** In short-term MDD trials, 7% of Effexor XR patients had  $\geq 5\%$  loss of body weight and 0.1% discontinued for weight loss. In 6-month GAD studies, 3% of Effexor XR patients had  $\geq 7\%$  loss of body weight, and 0.3% discontinued for weight loss in 8-week studies. In 12-week SAD trials, 3% of Effexor XR patients had  $\geq 7\%$  loss of body weight and no patients discontinued for weight loss. The safety and efficacy of venlafaxine in combination with weight loss agents, including phentermine, have not been established. Coadministration of Effexor XR and weight loss agents is not recommended. Effexor XR is not indicated for weight loss alone or in combination with other products. **Pediatric Patients:** Weight loss was seen in patients aged 6-17 receiving Effexor XR. More Effexor XR patients than placebo patients experienced weight loss of at least 3.5% in both MDD and GAD studies (18% vs. 3.6%;  $P < 0.001$ ). Weight loss was not limited to patients with treatment-emergent anorexia (decreased appetite). Children and adolescents in a 6-month study had increases in weight less than expected based on data from age- and sex-matched peers. The difference between observed and expected weight gain was larger for children <12 years old than for adolescents >12 years old. **Changes in Height: Pediatric Patients:** In 8-week GAD studies, Effexor XR patients aged 6-17 grew an average of 0.3 cm ( $n=122$ ), while placebo patients grew an average of 1.0 cm ( $n=132$ );  $P=0.041$ . This difference in height increase was most notable in patients <12. In 8-week MDD studies, Effexor XR patients grew an average of 0.8 cm ( $n=146$ ), while placebo patients grew an average of 0.7 cm ( $n=147$ ). In a 6-month study, children and adolescents had height increases less than expected based on data from age- and sex-matched peers. The difference between observed and expected growth rates was larger for children <12 years old than for adolescents >12 years old. **Changes in Appetite: Adult Patients:** Treatment-emergent anorexia was more commonly reported for Effexor XR (8%) than placebo (4%) patients in MDD studies. The discontinuation rate for anorexia was 1.0% in MDD studies. Treatment-emergent anorexia was more commonly reported for Effexor XR (20%) than placebo (2%) patients in GAD studies. The discontinuation rate for anorexia was 0.9% for up to 8 weeks in GAD studies. Treatment-emergent anorexia was more commonly reported for Effexor XR (20%) than placebo (2%) patients in SAD studies. The discontinuation rate for anorexia was 0.4% for up to 12 weeks in SAD studies. **Pediatric Patients:** Decreased appetite was seen in pediatric patients receiving Effexor XR. In GAD and MDD trials, 10% of Effexor XR patients aged 6-17 for up to 8 weeks and 3% of placebo patients had treatment-emergent anorexia. None of the patients receiving Effexor XR discontinued for anorexia or weight loss. **Activation of Mania/Hypomania:** Mania or hypomania has occurred during short-term depression studies. Effexor XR should be used cautiously in patients with a history of mania. **Hypонатremia:** Hypонатremia and/or the

syndrome of inappropriate antidiuretic hormone secretion (SIADH) may occur with venlafaxine. Consider this in patients who are volume-depleted, elderly, or taking diuretics. **Mydriasis:** Mydriasis has been reported; monitor patients with raised intraocular pressure or at risk of acute narrow-angle glaucoma (angle-closure glaucoma). **Seizures:** In all premarketing depression trials with Effexor, seizures were reported in 0.3% of venlafaxine patients. Use cautiously in patients with a history of seizures. Discontinue in any patient who develops seizures. **Abnormal Bleeding:** Abnormal bleeding (most commonly ecchymosis) has been reported. **Serum Cholesterol Elevation:** Clinically relevant increases in serum cholesterol were seen in 5.3% of venlafaxine patients and 0.0% of placebo patients treated for at least 3 months in trials. Consider measurement of serum cholesterol levels during long-term treatment. **Use in Patients With Concomitant Illness:** Use Effexor XR cautiously in patients with diseases or conditions that could affect hemodynamic responses or metabolism. Venlafaxine has not been evaluated in patients with recent history of MI or unstable heart disease. Increases in QT interval (QTc) have been reported in clinical studies. Exercise caution in patients whose underlying medical conditions might be compromised by increases in heart rate. In patients with renal impairment or cirrhosis of the liver, the clearances of venlafaxine and its active metabolites were decreased, prolonging the elimination half-lives. A lower dose may be necessary; use with caution in such patients. **Information for Patients—**Prescribers or other health professionals should inform patients, their families, and their caregivers about the benefits and risks associated with treatment with Effexor XR and should counsel them in its appropriate use. A patient Medication Guide About Using Antidepressants in Children and Teenagers is available for Effexor XR. The prescriber or health professional should instruct patients, their families, and their caregivers to read the Medication Guide and should assist them in understanding its contents. Patients should be given the opportunity to discuss the contents of the Medication Guide and to obtain answers to any questions they may have. The complete text of the Medication Guide is available at [www.effexorxr.com](http://www.effexorxr.com) or in the approved prescribing information. Patients should be advised of the following issues and asked to alert their prescriber if these occur while taking Effexor XR. **Clinical Worsening and Suicide Risk:** Patients, their families, and their caregivers should be encouraged to be alert to the emergence of symptoms listed in **WARNINGS: Clinical Worsening and Suicide Risk**, especially those seen early during antidepressant treatment and when the dose is adjusted up or down. Families and caregivers of patients should be advised to observe for the emergence of such symptoms on a day-to-day basis, since changes may be abrupt. Such symptoms should be reported to the patient's prescriber or health professional, especially if they are severe, abrupt in onset, or were not part of the patient's presenting symptoms. Symptoms such as these may be associated with an increased risk for suicidal thinking and behavior and indicate a need for very close monitoring and possibly changes in the medication. Caution patients about operating hazardous machinery, including automobiles, until they are reasonably sure that venlafaxine does not adversely affect their abilities. Tell patients to avoid alcohol while taking Effexor XR and to notify their physician 1) if they become pregnant or intend to become pregnant during therapy, or if they are nursing; 2) about other prescription or over-the-counter drugs, including herbal preparations, they are taking or plan to take; 3) if they develop a rash, hives, or related allergic phenomena. **Laboratory Tests—**No specific laboratory tests are recommended. **Drug Interactions—Alcohol:** A single dose of ethanol had no effect on the pharmacokinetics (PK) of venlafaxine or O-desmethylvenlafaxine (ODV), and venlafaxine did not exaggerate the psychomotor and psychometric effects induced by ethanol. **Cimetidine:** Use caution when administering venlafaxine with cimetidine to patients with pre-existing hypertension or hepatic dysfunction, and the elderly. **Diazepam:** A single dose of diazepam did not appear to affect the PK of either venlafaxine or ODV. Venlafaxine did not have any effect on the PK of diazepam or its active metabolite, desmethyldiazepam, or affect the psychomotor and psychometric effects induced by diazepam. **Haloperidol:** Venlafaxine decreased total oral-dose clearance of haloperidol, resulting in a 70% increase in haloperidol AUC. The haloperidol  $C_{max}$  increased 88%, but the haloperidol elimination half-life was unchanged. **Lithium:** A single dose of lithium did not appear to affect the PK of either venlafaxine or ODV. Venlafaxine had no effect on the PK of lithium. **Drugs Highly Bound to Plasma Protein:** Venlafaxine is not highly bound to plasma proteins; coadministration of Effexor XR with a highly protein-bound drug should not cause increased free concentrations of the other drug. **Drugs that Inhibit Cytochrome P450 Isoenzymes:** CYP2D6 inhibitors: Venlafaxine is metabolized to its active metabolite, ODV, by CYP2D6. Drugs inhibiting this isoenzyme have the potential to increase plasma concentrations of venlafaxine and decrease concentrations of ODV. No dosage adjustment is required when venlafaxine is coadministered with a CYP2D6 inhibitor. Concomitant use of venlafaxine with drug treatment(s) that potentially inhibits both CYP2D6 and CYP3A4, the primary metabolizing enzymes for venlafaxine, has not been studied. Use caution if therapy includes venlafaxine and any agent(s) that produces simultaneous inhibition of these two enzyme systems. **Drugs Metabolized by Cytochrome P450 Isoenzymes:** Venlafaxine is a relatively weak inhibitor of CYP2D6. Venlafaxine did not inhibit CYP1A2 and CYP3A4, CYP2C9 (in vitro), or CYP2C19. **Imipramine:** Venlafaxine did not affect the PK of imipramine and 2-OH-imipramine. However, desipramine AUC,  $C_{max}$  and  $C_{min}$  increased by ~35% in the presence of venlafaxine. The 2-OH-desipramine AUCs increased by 2.5-4.5 fold. Imipramine did not affect the PK of venlafaxine and ODV. **Risperidone:** Venlafaxine slightly inhibited the CYP2D6-mediated metabolism of risperidone to its active metabolite, 9-hydroxyrisperidone, resulting in a ~32% increase in risperidone AUC. Venlafaxine coadministration did not significantly alter the PK profile of the total active moiety (risperidone plus 9-hydroxyrisperidone). **CYP3A4:** Venlafaxine did not inhibit CYP3A4 in vitro and in vivo. **Indinavir:** In a study of 9 healthy volunteers, venlafaxine administration resulted in a 28% decrease in the AUC of a single dose of indinavir and a 36% decrease in indinavir  $C_{max}$ . Indinavir did not affect the PK of venlafaxine and ODV. **CYP1A2:** Venlafaxine did not inhibit CYP1A2 in vitro and in vivo. **CYP2C9:** Venlafaxine did not inhibit CYP2C9 in vitro. In vivo, venlafaxine 75 mg by mouth every 12 hours did not alter the PK of a single 550-mg dose of toltubamide or the CYP2C9-mediated formation of 4-hydroxy-toltubamide. **CYP2C19:** Venlafaxine did not inhibit the metabolism of diazepam, which is partially metabolized by CYP2C19 (see **Diazepam** above). **MAOIs:** See **CONTRAINDICATIONS** and **WARNINGS: CNS-Active Drugs:** Use caution with concomitant use of venlafaxine and other CNS-active drugs. Based on its mechanism of action and the potential for serotonin syndrome, use caution when coadministering venlafaxine with other drugs affecting the serotonergic neurotransmitter systems, such as triptans, serotonin reuptake inhibitors, or lithium. **Electroconvulsive Therapy (ECT):** There are no clinical data establishing the benefit of ECT combined with Effexor XR treatment. **Carcinogenesis, Mutagenesis, Impairment of Fertility—Carcinogenesis:** There was no increase in tumors in mice and rats given up to 1.7 times the maximum recommended human dose (MRHD) on a mg/m<sup>2</sup> basis. **Mutagenesis:** Venlafaxine and ODV were not mutagenic in the Ames reverse mutation assay in *Salmonella* bacteria or the CHO/HGPRT mammalian cell forward gene mutation assay. Venlafaxine was not clastogenic in several assays. ODV elicited a clastogenic response in the in vivo chromosomal aberration assay in rat bone marrow. **Impairment of Fertility:** No effects on reproduction or fertility in rats were noted at oral doses of up to 2 times the MRHD on a mg/m<sup>2</sup> basis. **Pregnancy—Teratogenic Effects—Pregnancy Category C.** Reproduction studies in rats given 2.5 times, and rabbits given 4 times the MRHD (mg/m<sup>2</sup> basis) revealed no malformations in offspring. However, in rats given 2.5 times the MRHD, there was a decrease in pup weight, an increase in stillborn pups, and an increase in pup deaths during the first 5 days of lactation when dosing began during pregnancy and continued until weaning. There are no adequate and well-controlled studies in pregnant women; use Effexor XR during pregnancy only if clearly needed. **Nonteratogenic Effects:** Neonates exposed to Effexor XR late in the third trimester have developed complications requiring prolonged hospitalization, respiratory support, and tube feeding. Complications can arise immediately upon delivery. Reports include respiratory distress, cyanosis, apnea, seizures, temperature instability, feeding difficulty, vomiting, hypoglycemia, hypotonia, hypertension, hyperreflexia, tremor, jitteriness, irritability, and constant crying. This is consistent with a direct toxic effect of SNRIs or a drug discontinuation syndrome. In some cases, it is consistent with serotonin syndrome. When treating a pregnant woman with Effexor XR during the third trimester, carefully consider the potential risks and benefits of treatment and consider tapering Effexor XR in the third trimester. **Labor, Delivery, Nursing—**The effect on labor and delivery in humans is unknown. Venlafaxine and ODV have been reported to be excreted in human milk. Because of the potential for serious adverse reactions in nursing infants from Effexor XR, a decision should be made whether to discontinue nursing or to discontinue the drug, taking into account the importance of the drug to the mother. **Pediatric Use—**Safety and effectiveness in the pediatric population have not been established (see **BOX WARNING** and **WARNINGS: Clinical Worsening and Suicide Risk**). No studies have adequately assessed the impact of Effexor XR on growth, development, and maturation of children and adolescents. Studies suggest Effexor XR may adversely affect weight and height (see **PRECAUTIONS-General, Changes in Height and Changes in Weight**). Should the decision be made to treat a pediatric patient with Effexor XR, regular monitoring of weight and height is recommended during treatment, particularly if long term. The safety of Effexor XR for pediatric patients has not been assessed for chronic treatment >6 months. In studies in patients aged 6-17, blood pressure and cholesterol increases considered to be clinically relevant were similar to that observed in adult patients. The precautions for adults apply to pediatric patients. **Geriatric Use—**No overall differences in effectiveness or safety were observed between geriatric and younger patients. Greater sensitivity of some older individuals cannot be ruled out. Hyponatremia and SIADH have been reported, usually in the elderly. **ADVERSE REACTIONS: Associated with Discontinuation of Treatment—**The most common events leading to discontinuation in MDD, GAD, and SAD trials included nausea, anorexia, anxiety, impotence, dry mouth, dizziness, insomnia, somnolence, hypertension, diarrhea, paresthesia, tremor, abnormal (mostly blurred) vision, abnormal (mostly delayed) ejaculation, asthenia, vomiting, nervousness, headache, vasodilatation, thinking abnormal, decreased libido, and sweating. **Commonly Observed Adverse Events in Controlled Clinical Trials for MDD, GAD, and SAD—**Body as a Whole: asthenia, headache, flu syndrome, accidental injury, abdominal pain. Cardiovascular: vasodilatation, hypertension, palpitation. Digestive: nausea, constipation, anorexia, vomiting, flatulence, diarrhea, eructation. Metabolic/nutritional: weight loss. Nervous System: dizziness, somnolence, insomnia, dry mouth, nervousness, abnormal dreams, tremor, depression,



hypertonia, paresthesia, libido decreased, agitation, anxiety, twitching. **Respiratory System:** pharyngitis, yawn, sinusitis. **Skin:** sweating. **Special Senses:** abnormal vision. **Urogenital System:** abnormal ejaculation, impotence, orgasmic dysfunction (including anorgasmia) in females. **Vital Sign Changes:** Effexor XR was associated with a mean increase in pulse rate of about 2 beats/min in depression and GAD trials and a mean increase in pulse rate of 4 beats/min in SAD trials. (See **WARNINGS-Sustained Hypertension**). **Laboratory Changes:** Clinically relevant increases in serum cholesterol were noted in Effexor XR clinical trials. Increases were duration dependent over the study period and tended to be greater with higher doses. **Other Events Observed During the Premarketing Evaluation of Effexor and Effexor XR—N=5079.** "Frequent"—events occurring in at least 1/100 patients; "infrequent"—1/100 to 1/1000 patients; "rare"—fewer than 1/1000 patients. **Body as a whole** - Frequent: chest pain substernal, chills, fever, neck pain; Infrequent: face edema, intentional injury, malaise, moniliasis, neck rigidity, pelvic pain, photosensitivity reaction, suicide attempt, withdrawal syndrome; Rare: appendicitis, bacteremia, carcinoma, cellulitis. **Cardiovascular system** - Frequent: migraine, postural hypotension, tachycardia; Infrequent: angina pectoris, arrhythmia, extrasystoles, hypotension, peripheral vascular disorder (mainly cold feet and/or cold hands), syncope, thrombophlebitis; Rare: aortic aneurysm, arteritis, first-degree atrioventricular block, bigeminy, bradycardia, bundle branch block, capillary fragility, cerebral ischemia, coronary artery disease, congestive heart failure, heart arrest, cardiovascular disorder (mitral valve and circulatory disturbance), mucocutaneous hemorrhage, myocardial infarct, pallor. **Digestive system** - Frequent: increased appetite; Infrequent: bruxism, colitis, dysphagia, tongue edema, esophagitis, gastritis, gastroenteritis, gastrointestinal ulcer, gingivitis, glossitis, rectal hemorrhage, hemorrhoids, melena, oral moniliasis, stomatitis, mouth ulceration; Rare: cheilitis, cholecystitis, cholelithiasis, esophageal spasms, duodenitis, hematemesis, gastrointestinal hemorrhage, gum hemorrhage, hepatitis, ileitis, jaundice, intestinal obstruction, parotitis, periodontitis, proctitis, increased salivation, soft stools, tongue discoloration. **Endocrine system** - Rare: goiter, hyperthyroidism, hypothyroidism, thyroid nodule, thyroiditis. **Hemic and lymphatic system** - Frequent: ecchymosis; Infrequent: anemia, leukocytosis, leukopenia, lymphadenopathy, thrombocytopenia, thrombocytopenia; Rare: basophilia, bleeding time increased, cyanosis, eosinophilia, lymphocytosis, multiple myeloma, purpura. **Metabolic and nutritional** - Frequent: edema, weight gain; Infrequent: alkaline phosphatase increased, dehydration, hypercholesteremia, hyperglycemia, hyperlipemia, hypokalemia, SGOT increased, SGPT increased, thirst; Rare: alcohol intolerance, bilirubinemia, BUN increased, creatinine increased, diabetes mellitus, glycosuria, gout, healing abnormal, hemochromatosis, hypercalcaemia, hyperkalemia, hyperphosphatemia, hyperuricemia, hypocholesteremia, hypoglycemia, hyponatremia, hypophosphatemia, hypoproteinemia, uremia. **Musculoskeletal system** - Frequent: arthralgia; Infrequent: arthritis, arthrosis, bone pain, bone spurs, bursitis, leg cramps, myasthenia, tenosynovitis; Rare: pathological fracture, myopathy, osteoporosis, osteosclerosis, plantar fasciitis, rheumatoid arthritis, tendon rupture. **Nervous system** - Frequent: amnesia, confusion, depersonalization, hypesthesia, thinking abnormal, trismus, vertigo; Infrequent: akathisia, apathy, ataxia, circumoral paresthesia, CNS stimulation, emotional lability, euphoria, hallucinations, hostility, hyperesthesia, hyperkinesia, hypotonia, incoordination, libido increased, manic reaction, myoclonus, neuralgia, neuropathy, psychosis, seizure, abnormal speech, stupor; Rare: akinesia, alcohol abuse, aphasia, bradykinesia, buccoglossal syndrome, cerebrovascular accident, feeling drunk, loss of consciousness, delusions, dementia, dystonia, facial paralysis, abnormal gait, Guillain-Barré syndrome, hyperchlorhydria, hypokinesia, impulse control difficulties, neuritis, nystagmus, paranoid reaction, paresis, psychotic depression, reflexes decreased, reflexes increased, suicidal ideation, torticollis. **Respiratory system** - Frequent: cough increased, dyspnea; Infrequent: asthma, chest congestion, epistaxis, hyperventilation, laryngismus, laryngitis, pneumonia, voice alteration; Rare: atelectasis, hemoptysis, hyperventilation, hypoxia, larynx edema, pleurisy, pulmonary embolus, sleep apnea. **Skin and appendages** - Frequent: pruritus; Infrequent: acne, alopecia, brittle nails, contact dermatitis, dry skin, eczema, skin hypertrophy, maculopapular rash, psoriasis, urticaria; Rare: erythema nodosum, exfoliative dermatitis, lichenoid dermatitis, hair discoloration, skin discoloration, furunculosis, hirsutism, leukoderma, pectehial rash, pustular rash, vesiculobullous rash, seborrhea, skin atrophy, skin striae. **Special senses** - Frequent: abnormality of accommodation, mydriasis, taste perversion; Infrequent: cataract, conjunctivitis, corneal lesion, diplopia, dry eyes, eye pain, hyperacusis, otitis media, parosmia, photophobia, taste loss, visual field defect; Rare: blepharitis, chromatopsia, conjunctival edema, deafness, exophthalmos, glaucoma, retinal hemorrhage, subconjunctival hemorrhage, keratitis, labyrinthitis, miosis, papilledema, decreased pupillary reflex, otitis externa, scleritis, uveitis. **Urogenital system** - Frequent: metrorrhagia, prostatic disorder (prostatitis and enlarged prostate), urination impaired, vaginitis; Infrequent: albuminuria, amenorrhea, cystitis, dysuria, hematuria, leukorrhea, menorrhagia, nocturia, bladder pain, breast pain, polyuria, pyuria, urinary incontinence, urinary retention, urinary urgency, vaginal hemorrhage; Rare: abortion, anuria, breast discharge, breast engorgement, balanitis, breast enlargement, endometriosis, female lactation, fibrocystic breast, calcium crystalluria, cervicitis, orchitis, ovarian cyst, prolonged erection, gynecomastia (male), hypomenorrhea, kidney calculus, kidney pain, kidney function abnormal, mastitis, menopause, pyelonephritis, oliguria, salpingitis, urolithiasis, uterine hemorrhage, uterine spasm, vaginal dryness. **Postmarketing Reports:** agranulocytosis, anaphylaxis, aplastic anemia, catatonia, congenital anomalies, CPK increased, deep vein thrombophlebitis, delirium, EKG abnormalities such as QT prolongation; cardiac arrhythmias including atrial fibrillation, supraventricular tachycardia, ventricular extrasystoles, and rare reports of ventricular fibrillation and ventricular tachycardia, including torsades de pointes; epidermal necrosis/Stevens-Johnson syndrome, erythema multiforme, extrapyramidal symptoms (including dyskinesia and tardive dyskinesia), angle-closure glaucoma, hemorrhage (including eye and gastrointestinal bleeding), hepatic events (including GGT elevation; abnormalities of unspecified liver function tests; liver damage, necrosis, or failure; and fatty liver), involuntary movements, LDH increased, neuroleptic malignant syndrome-like events (including a case of a 10-year-old who may have been taking methylphenidate, was treated and recovered), neutropenia, night sweats, pancreatitis, pancytopenia, panic, prolactin increased, pulmonary eosinophilia, renal failure, rhabdomyolysis, serotonin syndrome, shock-like electrical sensations or tinnitus (in some cases, subsequent to the discontinuation of venlafaxine or tapering of dose), and SIADH (usually in the elderly). Elevated clozapine levels that were temporally associated with adverse events, including seizures, have been reported following the addition of venlafaxine. Increases in prothrombin time, partial thromboplastin time, or INR have been reported when venlafaxine was given to patients on warfarin therapy. **DRUG ABUSE AND DEPENDENCE:** Effexor XR is not a controlled substance. Evaluate patients carefully for history of drug abuse and observe such patients closely for signs of misuse or abuse. **OVERDOSAGE:** Electrocardiogram changes (e.g., prolongation of QT interval, bundle branch block, QRS prolongation), sinus and ventricular tachycardia, bradycardia, hypotension, altered level of consciousness (ranging from somnolence to coma), seizures, vertigo, and death have been reported. Treatment should consist of those general measures employed in the management of overdose with any antidepressant. Ensure an adequate airway, oxygenation and ventilation. Monitor cardiac rhythm and vital signs. General supportive and symptomatic measures are also recommended. Induction of emesis is not recommended. Gastric lavage with a large bore orogastric tube with appropriate airway protection, if needed, may be indicated if performed soon after ingestion or in symptomatic patients. Activated charcoal should be administered. Due to the large volume of distribution of this drug, forced diuresis, dialysis, hemoperfusion, and exchange transfusion are unlikely to be of benefit. No specific antidotes for venlafaxine are known. In managing overdose, consider the possibility of multiple drug involvement. Consider contacting a poison control center for additional information on the treatment of overdose. Telephone numbers for certified poison control centers are listed in the Physicians' Desk Reference® (PDR). **DOSAGE AND ADMINISTRATION:** Consult full prescribing information for dosing instructions. **Switching Patients to or From an MAOI—**At least 14 days should elapse between discontinuation of an MAOI and initiation of therapy with Effexor XR. At least 7 days should be allowed after stopping Effexor XR before starting an MAOI (see **CONTRAINDICATIONS** and **WARNINGS**). This brief summary is based on Effexor XR Prescribing Information W10404C013, revised January 2005.



# CNS SPECTRUMS®

The International Journal of Neuropsychiatric Medicine

## Table of Contents

### FROM THE EDITOR'S DESK

- 433 Women's Mental Health: Menopause**  
By Jack M. Gorman, MD

### CLINICAL UPDATES IN NEUROPSYCHIATRY

- 437 News From the Field of Neuroscience**
- *FDA Approves Ropinirole for the Treatment of Moderate-to-Severe Restless Legs Syndrome*
  - *Restless Legs Syndrome Study Suggests Chromosome 12Q Linkage in French-Canadian Population*
  - *Anxiety and Pessimism May Be Associated with the Development of Parkinson's Disease*
  - *Untreated Insomnia Associated with Increased Risk of Falls in Elderly Patients*
  - *Responsive Therapy May Improve Development of Autistic Children*

### PEARLS IN CLINICAL NEUROSCIENCE

NEW COLUMN

- 440 Placebo: The Best Pill of All**  
By Dan J. Stein, MD, PhD, and Helen Mayberg, MD

### ROUNDTABLE MONOGRAPH SUPPLEMENT



#### Reassessing Carbamazepine in the Treatment of Bipolar Disorder: Clinical Implications of New Data

By Hagop S. Akiskal, MD, Mathew Fuller, PharmD, Robert M.A. Hirschfeld, MD, Paul E. Keck, MD, Terence A. Ketter, MD, and Richard Weisler, MD

### CME QUIZ

- 500** The quiz on brain and behavior aspects of menopausal transition is CME-accredited by Mount Sinai School of Medicine for 3.0 credit hours.

Founded in 1996, *CNS Spectrums* is an *Index Medicus* journal and is available on MEDLINE under the citation *CNS Spectr.* It is available online at [www.cnsspectrums.com](http://www.cnsspectrums.com). *CNS Spectrums* is also distributed to all CINP members and is accredited for international CME by EACIC.

*CNS Spectrums* (ISSN 1092-8529) is published monthly by MBL Communications, Inc. 333 Hudson Street, 7th Floor, New York, NY 10013.

One-year subscription rates: domestic \$140; foreign \$195; in-training \$85. For subscriptions: Phone: 212-328-0800; Fax: 212-328-0600; Web: [www.cnsspectrums.com](http://www.cnsspectrums.com).

Postmaster: Send address changes to *CNS Spectrums* c/o MMS, Inc., 185 Hansen Court, Suite 110, Wood Dale, IL 60191-1150

For editorial inquiries, please fax us at 212-328-0600 or e-mail us at [jrr@mbllcommunications.com](mailto:jrr@mbllcommunications.com). For bulk reprint purchases, please contact: Kathleen J. Skae at [ks@mbllcommunications.com](mailto:ks@mbllcommunications.com).

Opinions and views expressed by authors are their own and do not necessarily reflect the views of the publisher, MBL Communications, Inc., or the editorial advisory board. Advertisements in *CNS Spectrums* are accepted on the basis of adherence to ethical medical standards, but acceptance does not imply endorsement by *CNS Spectrums* or the publisher.

*CNS Spectrums* is a registered trademark of CNS Spectrums, LLC, New York, NY. Permission to reproduce articles in whole or part must be obtained in writing from the publisher.

BPA Worldwide Membership Applied for August 2004.

Copyright ©2005 by MBL Communications, Inc. All rights reserved. Printed in the United States.

### CNS SPECTRUMS ONLINE

This month's issue of *CNS Spectrums*, as well as a host of educational resources, enduring materials, and archived issues, is available at [www.cnsspectrums.com](http://www.cnsspectrums.com).



# #1

NOW  
the most  
prescribed  
atypical\*



# Seroquel<sup>®</sup>

quetiapine fumarate

25 mg, 100 mg, 200 mg & 300 mg tablets

\*New prescriptions. Sept. 04-Jan. 05. Total prescriptions. Jan. 05. IMS Health. National Prescription Audit.

SEROQUEL is indicated for the treatment of acute manic episodes associated with bipolar I disorder, as either monotherapy or adjunct therapy with lithium or divalproex, and the treatment of schizophrenia. Patients should be periodically reassessed to determine the need for continued treatment.

Prescribing should be consistent with the need to minimize the risk of tardive dyskinesia. A rare condition referred to as neuroleptic malignant syndrome has been reported with this class of medications, including SEROQUEL.

Hyperglycemia, in some cases extreme and associated with ketoacidosis, hyperosmolar coma, or death, has been reported in patients treated with atypical antipsychotics, including SEROQUEL. Patients starting treatment with atypical antipsychotics who have or are at risk for diabetes should undergo fasting blood glucose testing at the beginning of and during treatment. Patients who develop symptoms of hyperglycemia should also undergo fasting blood glucose testing.

Precautions include the risk of seizures, orthostatic hypotension, and cataract development.

The most commonly observed adverse events associated with the use of SEROQUEL in clinical trials were somnolence, dry mouth, dizziness, constipation, asthenia, abdominal pain, postural hypotension, pharyngitis, SGPT increase, dyspepsia, and weight gain.

**AstraZeneca** 

AstraZeneca Pharmaceuticals LP

© 2005 AstraZeneca Pharmaceuticals LP. All rights reserved.  
SEROQUEL is a registered trademark of the AstraZeneca group of companies.

[www.SEROQUEL.com](http://www.SEROQUEL.com)

Please see Brief Summary of Prescribing Information on adjacent page.  
226199

3/05



