

John

The Journal of Laryngology and Otology

EDITED BY
G. H. BATEMAN

ASSISTANT EDITOR
LIONEL TAYLOR

Contents

Regional Differences in Structure of the Vestibular Sensory Regions.	HENRIK H. LINDEMAN	1
Morphology of the Vestibular Ganglion Cells	JOHN BALLANTYNE and HANS ENGSTRÖM	19
The Shape and Function of the Cupula	G. F. DOHLMAN	43
Carcinoma of the Larynx and Laryngopharynx. A Report on 137 Cases with Particular Reference to Treatment by Irradiation	J. W. DIXON	55
Semon's Law: An Investigation of its Relationship to the Motor Nerve Supply of the Larynx in the Monkey, <i>Macacus Irus</i>	W. S. LUND and J. F. PALMER	69
Clinical Records—		
Perphenazine Dystonia Presenting as Recurrent Dislocation of the Jaw	R. B. BRADSHAW	79
Glomangioma of External Ear	B. KRISHNA and S. K. KACKER	83
Nasal Glioma	P. WADSWORTH	87
Second Primary Laryngeal Chondroma	CAROL WENGRAF	89
Societies' Proceedings		91
General Notes		

Headley Brothers Ltd

Ashford, Kent

Annual Subscription £5/5/0 net, U.S.A. \$15

Monthly, 12/6 net, post free

The Journal of Laryngology and Otology

(FOUNDED in 1887 by MORELL MACKENZIE and NORRIS WOLFENDEN)

EDITED BY

G. H. BATEMAN

ASSISTANT EDITOR
LIONEL TAYLOR

1. Original articles which have not been published elsewhere are invited and should be sent to the Editor. They are considered for publication on the understanding that they are contributed to this *Journal* solely. Reproduction elsewhere, in whole or in part, is not permitted without the previous written consent of the Author and Editor and the customary acknowledgment must be made.

2. Manuscripts should be typewritten, on one side only of the paper, and well spaced. Captions to illustrations should be typed on a separate sheet and sent at the same time as original photographs, etc.

The Harvard system of recording references should be used, e.g. GREEN, C., and BROWN, D. (1951) *J. Laryng.*, 65, 33. Abbreviations of Journals should follow the style recommended in *World Medical Periodicals*, published by World Health Organization, 1952.

It is most important that authors should verify *personally* the accuracy of every reference before submitting a paper for publication.

3. Galley proofs and engraver's proofs of illustrations are sent to the author. Corrections, which should be kept to a minimum, must be clearly marked, and no extra matter added. Proofs should be returned within 5 days.

4. Illustration blocks will normally be held by the Printers for three years, after which they will be destroyed. Any author is entitled to have these returned to him, but a request for this must be sent within three years of the appearance of the article, to HEADLEY BROTHERS LTD., The Invicta Press, Ashford, Kent. Coloured illustrations will be charged to authors, unless a special grant is authorized by the Editor.

5. Orders for reprints must be sent when returning galley proofs, and for this purpose special forms are supplied.

6. Editorial communications may be addressed to THE EDITOR, *Journal of Laryngology*, c/o HEADLEY BROTHERS LTD., The Invicta Press, Ashford, Kent.

7. The annual subscription is five guineas sterling (U.S.A. \$15) post free, and payable in advance.

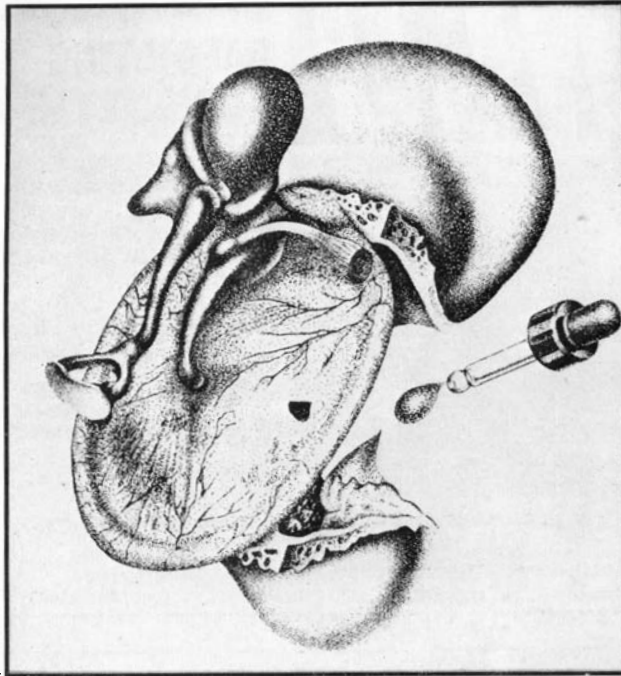
8. Single copies will be on sale at 12s. 6d. each; copies of parts up to Vol. LXIII which are available may be purchased at 7s. 6d. each.

9. All subscriptions, advertising and business communications should be sent to the publishers, HEADLEY BROTHERS LTD., The Invicta Press, Ashford, Kent.

United States of America

Orders for this *Journal* may be sent through local booksellers, or to STECHERT-HAFNER, INC., 31-33 East 10th Street, New York, or direct to the publishers, HEADLEY BROTHERS LTD., The Invicta Press, Ashford, Kent, England.

© *Journal of Laryngology and Otology*, 1969



Any earache, any age new **AUDAX Ear Drops** relieves pain in minutes

AUDAX* formulation is unique providing choline salicylate—a very effective local analgesic anti-inflammatory and anti-pruritic agent with its own spectrum of anti-microbial action together with a penetrant to assure direct contact with the painful area.

analgesic, antimicrobial
anti-inflammatory, anti-pruritic

AUDAX Ear Drops are indicated in the following clinical conditions—acute and chronic otitis media, acute and chronic otitis externa, inflammation in the external auditory canal, and for the relief of pruritus and pain of boils and furuncles in the external auditory canal.

AUDAX Ear Drops contain no sensitising or irritant constituents.



Full information on request
H R Napp Limited, Watford, England


*AUDAX is a regd trade mark. A new product of Napp Group Research—dedicated to Physician and Patient.

Please mention *The Journal of Laryngology and Otology* when replying to advertisements

LINCO

Instruments for Audiology
*Manufacturers and Distributors of
 the World's leading makes*

PAEDIATRIC AUDIOMETER AU-1



A small pure-tone, free-field Audiometer intended for hearing tests of Babies and young Children. Designed by staff of the Atomic Weapons Research Establishment at Aldermaston Berkshire to the specification of Dr. K. P. Murphy of the Audiology Research Unit in Reading. It is manufactured under licence from the United Kingdom Atomic Energy Authority

Price
£37 10s.
 ex works



Our range includes instruments from the most eminent manufacturers throughout the world. Please let us know your needs

**G. C. Johnson, Leyton Instrument Co. Ltd., 54 Albert Road, Caversham,
 Reading, Berks Telephone: 0734 72293 Cables: Linco Reading**

For advertisement space in this Journal

apply to

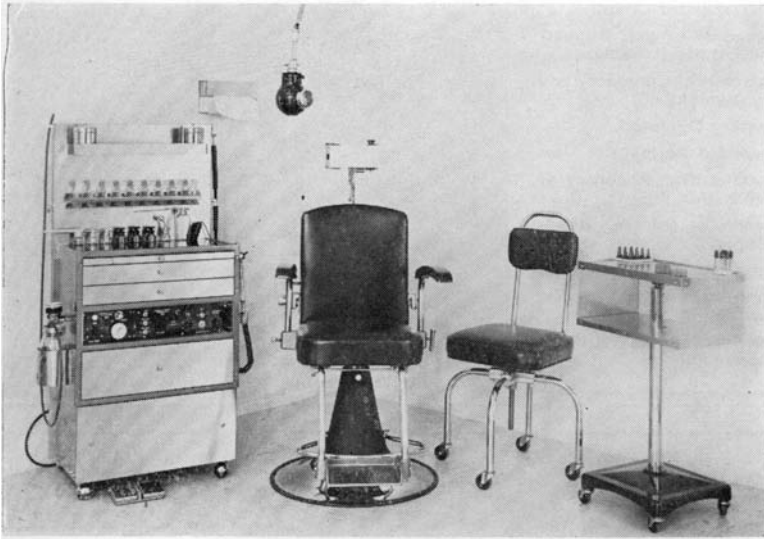
HEADLEY BROTHERS LTD.

Ashford, Kent

Please mention *The Journal of Laryngology and Otology* when replying to advertisements

Specifically designed for you and your patients. Precision-engineered, functionally-built equipment for the Ear, Nose and Throat and other Specialists.

S.M.R. keeps you and your patients' comfort and satisfaction in mind. Whatever your needs . . . whether they be for one unit or a completely equipped treatment room, you are assured of the finest . . . a room that reflects professional good taste.



Picture shows what can be done with small treatment room areas. The rooms are complete from the compact treatment unit to the physician's stool. Yet, this equipment fits easily and functionally into a small area. This is just one of many room arrangements available from S.M.R.



**STAINLESS
STEEL POLISH**

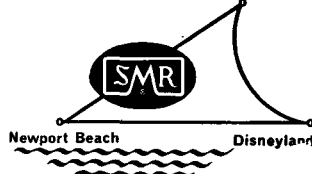
SMR Stainless Steel Polish cleans and preserves with superior results —ends fingerprints, watermarks and surface stains.

22 oz. economy size . . . \$2.50

SURGICAL MECHANICAL RESEARCH INC.

P.O. Box 1185, Newport Beach, Calif. 92663
FACTORY DIRECT SALES

Knott's Berry Farm



Please send for our new catalog
Direct factory sales, F.O.B. Newport Beach, Calif.

Please mention *The Journal of Laryngology and Otology* when replying to advertisements



P. C. WERTH LTD. Contractors to H.M. Government
and Local Authorities

*Specialist Supply, Maintenance, Calibration Services for Audiological
Test and Teaching Equipment*


17 STRATFORD PLACE, OXFORD ST., LONDON W1N 0DH

Telephone: 01-629 5559

*Clinical, Diagnostic, Screening and Bekesy Audiometers. Acoustic Impedance Apparatus.
Stereo Auditory Trainers. Visible Speech Apparatus. Artificial Mastoid, etc.*

Eckstein Screening Audiometer Model EB 60

All Transistor Circuit.
Inexpensive, yet Rugged
and Utterly Reliable.
Extremely Compact and
Lightweight.
Battery Operated.
Ideal for Peripatetic Use.
Retains High Accuracy of
Calibration.
Dynamic Double Head-
phones.
Earphone Selector Switch.
Tone Interruptor Reversal
Switch.
Headset stores without
disassembly.



THE LARYNGOSCOPE

A Monthly Journal
devoted to the disease of
EAR, NOSE AND THROAT

*Official organ for the American Laryngological
Rhinological and Otological Society*


Price \$18.00 per year Canada \$19.00 per year
Foreign \$19.00 per year

ESTABLISHED 1896

THEODORE E. WALSH, M.D.
EDITOR

517 SOUTH EUCLID AVENUE
SAINT LOUIS MO. 63110.

Please mention *The Journal of Laryngology and Otology* when replying to advertisements



THE DROP THAT SOOTHES THE INFECTED EAR

'Otosporin' rapidly destroys virtually *all* bacteria commonly found in ear infections, reduces irritation, inflammation and pain. 'Otosporin' brand Drops contain polymyxin B sulphate, neomycin sulphate and hydrocortisone in a bland suspension designed to facilitate penetration. Issued in bottles of 5 ml.

'OTOSPORIN'

Full information is available on request.



Burroughs Wellcome & Co. London
(The Wellcome Foundation Ltd.)

Please mention *The Journal of Laryngology and Otology* when replying to advertisements