

ACOSOG

Country: USA

Group: American College of Surgeons Oncology Group (**ACOSOG**)

Chairs: D.M. Ota
 Duke Clinical Research Institute/ACOSOG
 2400 Pratt St., Terrace Level Room 0311
 Durham, NC 27705
 USA
 Tel: +1 919 668 5987
 Fax: +1 919 668 7123/7156
 Email: David.ota@duke.edu

H. Nelson
 Fred C. Anderson Professor of Surgery
 Mayo Clinic College of Medicine
 200 First St., SW
 Rochester, MN 55905
 USA
 Tel: +1 507 284 2511
 Fax: +1 507 284 1794
 Email: nelson.heidi@mayo.edu

Other Subgroup Head/Member: *Breast Committee*
 Chair Breast Organ Site Committee:
 K.K. Hunt
 Professor of Surgery, Chief Surgical Breast Section
 The University of Texas M.D. Anderson Cancer Center
 Chief Surgical Breast Section
 Department of Surgical Oncology
 1515 Holcombe Boulevard, Unit 444
 Houston, TX 77030
 USA
 Tel: +1 713 792 7216
 Fax: +1 713 792 4689
 Email: khunt@mdanderson.org

Other Subgroup Head/Member: Vice Chairs Breast Organ Site Committee:
 A.M. Leitch
 Professor of Surgery
 University of Texas Southwestern Medical Center
 5323 Harry Hines Blvd.
 Dallas, TX 75390-9155
 USA
 Tel: +1 214 648 3039
 Fax: +1 214 648 8695
 Email: marilyn.leitch@utsouthwestern.edu

R.M. Simmons
 A.K. and E.C. Weiskopf Associate Professor of Surgical Oncology
 Joan and Sanford Weill Medical College of Cornell University
 Department of Surgical Oncology
 The New York Presbyterian Hospital
 Iris Cantor Women's Health Center
 425 East 61st St., 8th Floor
 New York, NY 10021
 USA
 Tel: +1 212 821 0870
 Fax: +1 212 821 0832
 Email: rms2002@med.cornell.edu

P.W. Whitworth
 Vanderbilt University
 Nashville Breast Center
 Department of Surgery
 Suite 401
 300 20th Avenue North
 Nashville, TN 37203
 USA
 Tel: +1 615 284 8229
 Fax: +1 615 284 7794
 Email: patwpatw@aol.com

**Other
 Subgroup
 Head/
 Member:** Group Administrator:
 B. Martinez
 Tel: +1 919 668 8451
 Email: marti025@notes.duke.edu

**Other
 Subgroup
 Head/
 Member:** Clinical Trials Assistant:
 Susan Schwab
 Tel: +1 919 668 8987
 Email: schwa009@notes.duke.edu

Website: www.acosog.org

Title: ACOSOG Z1031: A randomized phase III trial comparing 16–18 weeks of neoadjuvant exemestane (25mg daily), letrozole (2.5mg), or anastrozole (1mg) in postmenopausal women with clinical stages II and III estrogen receptor positive breast cancer.

Coordinator(s): K.S. Ross
 Duke University Medical Center (DUMC)
 American College of Surgeons Oncology Group (ACOSOG)
 Duke Clinical Research Institute (DCRI)
 USA
 Tel: +1 919 668 8812
 Fax: +1 919 668 7122
 Email: ross0031@mc.duke.edu

Principal Investigators: M.J. Ellis
 Barnes Jewish Hospital
 660 S. Euclid, Box 8056
 St Louis, MO 63110
 USA
 Tel: +1 314 362 8866
 Fax: +1 314 362 7086
 Email: mellis@im.wustl.edu

J.A. Olson Jr
 Duke University Medical Center
 Department of Surgery
 Box 3873
 Durham, NC 27710
 USA
 Tel: +1 919 684 6523
 Fax: +1 919 681 6291
 Email: jaomd@duke.edu

Summary:

- Opened in March 2006
- Target accrual: 375 patients

Primary Objective:

To determine whether anastrozole, exemestane or letrozole administered for 16–18 weeks as neoadjuvant endocrine treatment for postmenopausal patients with stage II or III ER + breast cancer should be chosen as the aromatase inhibitor of a future study that will compare a neoadjuvant aromatase inhibitor treatment with neoadjuvant chemotherapy.

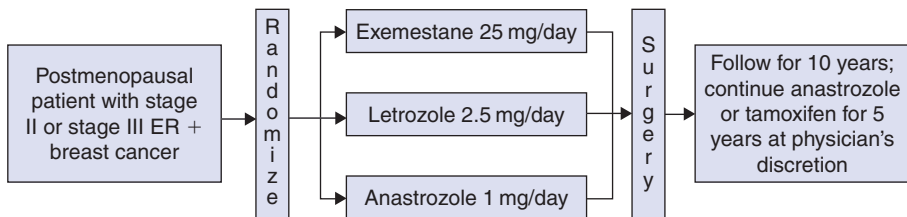
Secondary Objectives:

- To compare the neoadjuvant treatment regimens relative to the rates of improvement in surgical outcome defined as follows:

- For T4 a, b, c tumors: mastectomy with primary skin closure and negative surgical margins.
- For T3 and T2 tumors classified as requiring mastectomy at baseline: breast conserving surgery with negative final margins.
- For T2 tumors classified as potential candidates for breast conservation: wide excision at first attempt.
- To compare the radiological response rates (mammography and ultrasound by central radiological analysis) between these three neoadjuvant treatment regimens.
- To compare the relative safety of the neoadjuvant treatment regimens in terms of reported adverse events.

Scheme:

Z1031: A randomized phase III trial comparing 16–18 weeks of neoadjuvant exemestane (25 mg daily), letrozole (2.5 mg daily) or anastrozole (1 mg daily), in postmenopausal women with clinical stage II or III estrogen receptor positive breast cancer



Update: Total accrual: 21 patients as of 25 September, 2006.

Related Publications: None available

Topics:

- Aromatase inhibitors
- Breast conservative treatment
- Hormonal therapy
- Hormone receptor positive breast cancer
- Postmenopausal patients

Keywords: Neoadjuvant endocrine therapy, estrogen receptor positive breast cancer

Title: ACOSOG Z0010: A prognostic study of sentinel node and bone marrow micrometastases in women with clinical T1 or T2 N0 M0 breast cancer.

Coordinator(s): K.S. Ross
Duke University Medical Center (DUMC)
American College of Surgeons Oncology Group (ACOSOG)
Duke Clinical Research Institute (DCRI)
USA
Tel: +1 919 668 8812
Fax: +1 919 668 7122
Email: ross0031@mc.duke.edu

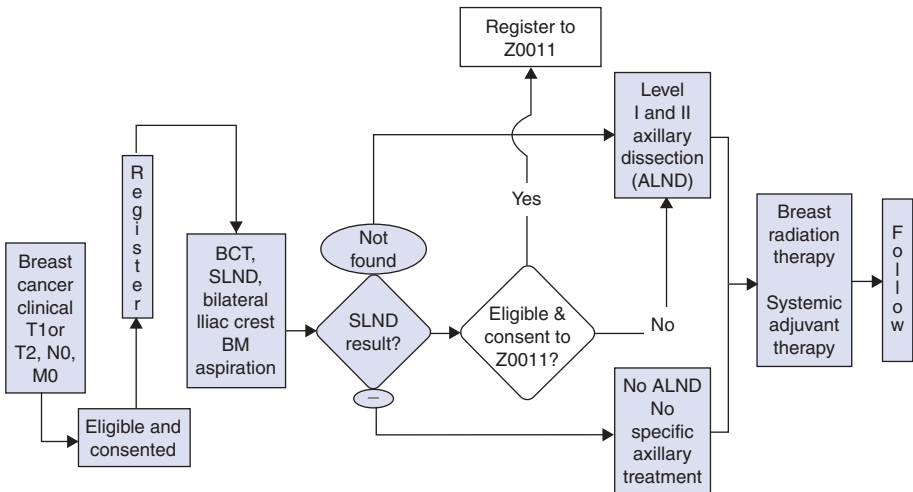
Principal Investigator: A.E. Giuliano
John Wayne Cancer Institute
2200 Santa Monica Boulevard, Suite 113
Santa Monica, CA 90404-2302
USA
Tel: +1 310 829 8089
Fax: +1 310 998 3995
Email: giulianoa@jwci.org

Summary:

- Opened in May 1999
- Target accrual: 5300 patients

Primary and Secondary Objectives:

- To estimate the prevalence and to evaluate the prognostic significance of sentinel node micrometastases detected by immunohistochemistry (IHC).
- To estimate the prevalence and to evaluate the prognostic significance of bone marrow micrometastasis detected by immunocytochemistry (ICC).
- To evaluate the hazard rate for regional recurrence in women whose sentinel nodes are negative by hematoxylin and eosin (H&E) staining.
- To provide a mechanism for identifying women whose sentinel nodes contain metastases detected by H&E so that these women can be considered as candidates for Study Z0011.

Scheme:**Update:**

- Study closed in May 2003 with 5539 patients.
- Five-year results have not yet been published.

Related Publications:

Leitch AM, *et al.* Patterns of participation and successful patient recruitment to ACOSOG Z0010, a phase II trial for patients with early stage breast cancer. *Am J Surg* 2005; 190(4): 539–542.

Posther KE, *et al.* Sentinel node skills verification and surgeon performance: data from a multicenter clinical trial for early stage breast cancer. *Ann Surg* 2005; 242(4): 593–599; discussion 599–602.

Wilke LG, *et al.* Surgical complications associated with sentinel lymph node biopsy: results from a prospective international cooperative group trial. *Ann Surg Oncol* 2006; 13(4): 491–500.

Topics:

- Bone marrow micrometastasis
- Breast conservative treatment
- Loco-regional relapse
- Node negative breast cancer
- Prognostic factors
- Sentinel node micrometastasis
- Sentinel node resection

Keywords:

Sentinel lymph node biopsy, bone marrow micrometastases, immunohistochemistry

Title: ACOSOG Z0011: A randomized trial of axillary node dissection in women with clinical T1–2 N0 M0 breast cancer who have a positive sentinel node.

Coordinator(s): K.S. Ross
 Duke University Medical Center (DUMC)
 American College of Surgeons Oncology Group (ACOSOG)
 Duke Clinical Research Institute (DCRI)
 USA
 Tel: +1 919 668 8812
 Fax: +1 919 668 7122
 Email: ross0031@mc.duke.edu

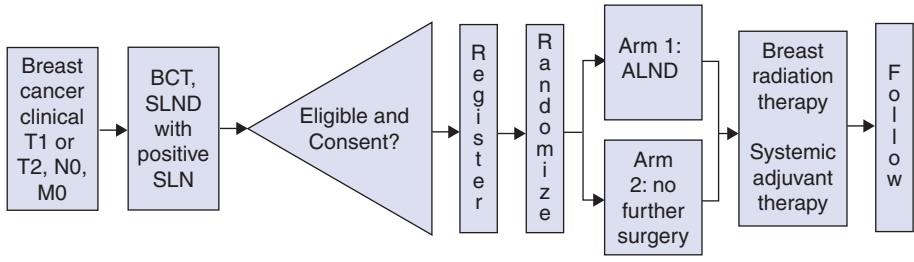
Principal Investigator: A.E. Giuliano
 John Wayne Cancer Institute
 2200 Santa Monica Boulevard, Suite 113
 Santa Monica, CA 90404-2302
 USA
 Tel: +1 310 829 8089
 Fax: +1 310 998 3995
 Email: giulianoa@jwci.org

- Summary:**
- Opened in May 1999
 - Target accrual: 1900 patients

Objectives:

- *Long term:* To assess whether overall survival for patients randomized to Arm 2 (no immediate axillary lymph node dissection, ALND) is essentially equivalent to (or better than) that for patients assigned to Arm 1 (completion ALND).
- *Short term:* To quantify and compare the surgical morbidities associated with sentinel lymph node dissection (SLND) plus ALND versus SLND alone.

Scheme:



Update:

- The study closed in 15 December 2004 secondary to slow accrual with 891 patients.

Related Publications: Lucci A, *et al.* Surgical complications associated with sentinel lymph node dissection (SLND) plus axillary lymph node dissection, *versus* SLND alone in the American College of Surgeons Oncology Group (ACOSOG) Trial Z0011. *Ann Surg Oncol* 2006; 13(2): 4.

Topics:

- Axillary lymph node dissection
- Breast conservative treatment
- Loco-regional relapse
- Node positive breast cancer
- Sentinel node micrometastasis
- Sentinel node resection

Keywords: Sentinel node biopsy, surgical morbidity, lymphedema