

# IMA Commission on New Minerals, Nomenclature and Classification (CNMNC)

## NEWSLETTER 15

---

### New minerals and nomenclature modifications approved in 2012 and 2013

P. A. WILLIAMS<sup>1</sup> (Chairman, CNMNC), F. HATERT<sup>2</sup> (Vice-Chairman, CNMNC), M. PASERO<sup>3</sup> (Vice-Chairman, CNMNC) AND S. J. MILLS<sup>4</sup> (Secretary, CNMNC)

<sup>1</sup> School of Science and Health, University of Western Sydney, Locked Bag 1797, Penrith, NSW 2751, Australia – p.williams@uws.edu.au

<sup>2</sup> Laboratoire de Minéralogie, Université de Liège, B-4000 Liège, Belgium – fhatert@ulg.ac.be

<sup>3</sup> Dipartimento di Scienze della Terra, Università degli Studi di Pisa, Via Santa Maria 53, I-56126 Pisa, Italy – pasero@dst.unipi.it

<sup>4</sup> Geosciences, Museum Victoria, PO Box 666, Melbourne, Victoria 3001, Australia – smills@museum.vic.gov.au

The information given here is provided by the IMA Commission on New Minerals, Nomenclature and Classification for comparative purposes and as a service to mineralogists working on new species.

Each mineral is described in the following format:

**Mineral name, if the authors agree on its release prior to the full description appearing in press**

Chemical formula

Type locality

Full authorship of proposal

E-mail address of corresponding author

Relationship to other minerals

Crystal system, Space group; Structure determined, yes or no

Unit-cell parameters

Strongest lines in the X-ray powder diffraction pattern

Type specimen repository and specimen number

Citation details for the mineral prior to publication of full description

**Citation details concern the fact that this information will be published in the *Mineralogical Magazine* on a routine basis, as well as being added month by month to the Commission's web site.**

**It is still a requirement for the authors to publish a full description of the new mineral.**

NO OTHER INFORMATION WILL BE RELEASED BY THE COMMISSION

## New mineral proposals approved in September 2012

### IMA No. 2012-039



In a syenite pegmatite at Langangen, Blåfjell, Norway (59°5'34"N 9°41'38"E) and the A/S Granite Quarry, Tvedalen, Vestfold, Norway  
J. Grice\*, R. Kristiansen, H. Friis, R. Rowe, R.S. Selbekk, M. Cooper, A.O. Larsen and G. Poirier  
\*E-mail: jgrice@mus-nature.ca

Interrupted framework zeolite

Monoclinic:  $P2_1/c$ ; structure determined

$a = 8.759(5)$ ,  $b = 4.864(2)$ ,  $c = 31.258(7)$  Å,  $\beta = 90.31(3)^\circ$

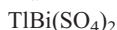
15.555(100), 4.104(29), 3.938(36), 3.909(60), 3.820(30), 3.251(66), 3.186(27), 2.884(64)

Type material is deposited in the collections of the Canadian Museum of Nature, Ottawa, Canada, specimen number CNMMC 86554, and the Natural History Museum, Oslo, Norway, specimen numbers 43434 and 43435

How to cite: Grice, J., Kristiansen, R., Friis, H., Rowe, R., Selbekk, R.S., Cooper, M., Larsen, A.O. and Poirier, G. (2013) IMA 2012-039. CNMNC Newsletter No. 15, February 2013, page 2; *Mineralogical Magazine*, 77, 1–12.

### IMA No. 2012-040

Markhininite



Great Fissure, Tolbachik volcano, Kamchatka Peninsula, Russia

Stanislav K. Filatov, Lidiya P. Vergasova, Oleg I. Siidra\*, Sergey V. Krivovichev and Yuri L. Kretser

\*E-mail: siidra@mail.ru

Related to yavapaiite and eldfellite

Triclinic:  $P\bar{1}$ ; structure determined

$a = 7.375(9)$ ,  $b = 10.647(16)$ ,  $c = 10.671(12)$  Å,  $\alpha = 61.24(9)$ ,  $\beta = 70.77(13)$ ,  $\gamma = 70.85(10)^\circ$

4.264(68), 3.442(100), 3.350(35), 3.125(24), 3.054(23), 2.717(45), 2.217(20), 2.114(34)

Type material is deposited in the collections of the Mineralogical Museum, Department of Mineralogy, St Petersburg State University, St Petersburg, Russia, specimen number 1/19526

How to cite: Filatov, S.K., Vergasova, L.P., Siidra, O.I., Krivovichev, S.V. and Kretser, Y.L. (2013) Markhininite, IMA 2012-040. CNMNC Newsletter No. 15, February 2013, page 2; *Mineralogical Magazine*, 77, 1–12.

### IMA No. 2012-045

Harmunite



Jabel Harmun Mountain, Judea Desert, West Bank, Palestinian Autonomy, Israel (31°46'N 35°26'E)

Irina O. Galuskina\*, Yevgeny Vapnik, Biljana Lazic, Thomas Armbruster, Mikhail Murashko and Evgeny V. Galuskin

\*E-mail: irina.galuskina@us.edu.pl

Post-spinel calcium ferrite

Orthorhombic:  $Pnma$ ; structure determined

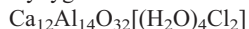
$a = 9.2183(3)$ ,  $b = 3.0175(1)$ ,  $c = 10.6934(4)$  Å  
2.670(52), 2.663(100), 2.524(60), 2.523(35), 2.232(34), 1.834(40), 1.831(27), 1.510(19)

Type material is deposited in the collections of St Petersburg University, Universytetskaya Naberezhnaya 7/9, 199034 St Petersburg, Russia, catalogue number 1/19518

How to cite: Galuskina, I.O., Vapnik, Y., Lazic, B., Armbruster, T., Murashko, M. and Galuskin, E.V. (2013) Harmunite, IMA 2012-045. CNMNC Newsletter No. 15, February 2013, page 2; *Mineralogical Magazine*, 77, 1–12.

### IMA No. 2012-046

Kyuygenite



Xenolith no.1, Upper Chegem volcanic caldera, Kabardino-Balkaria, North Caucasus, Russia (43°17'N 43°6'E)

E.V. Galuskin\*, I.O. Galuskina, J. Kusz, T. Armbruster, R. Bailau, M. Dulski, V.M. Gazeev, N.N. Pertsev, A.E. Zadov and P. Dzierzanowski

\*E-mail: evgeny.galuskin@us.edu.pl

H<sub>2</sub>O analogue of brearleyite

Cubic:  $I\bar{4}3d$ ; structure determined

$a = 12.0285(1)$  Å

4.911(31), 3.215(15), 3.007(38), 2.690(100), 2.455(46), 2.196(21), 1.668(26), 1.607(30)

Type material is deposited in the collections of the Naturhistorisches Museum, Bern, Switzerland, registration number NMBE 41538

How to cite: Galuskin, E.V., Galuskina, I.O., Kusz, J., Armbruster, T., Bailau, R., Dulski, M., Gazeev, V.M., Pertsev, N.N., Zadov, A.E. and Dzierzanowski, P. (2013) Kyuygenite, IMA 2012-046. CNMNC Newsletter No. 15, February 2013, page 2; *Mineralogical Magazine*, 77, 1–12.

## IMA No. 2012-047

Grigorievite



Second scoria cone, Tolbachik volcano, Kamchatka Peninsula, Kamchatka Oblast', Far-Eastern Region, Russia (55°41'N 160°14'E)

Igor V. Pekov\*, Natalia V. Zubkova, Mikhail N. Murashko, Vasilii O. Yapaskurt, Yury S. Polekhovskiy, Pavel M. Kartashov and Dmitry Y. Pushcharovskiy

\*E-mail: igorpekov@mail.ru

Related to howardevansite

Triclinic:  $P\bar{1}$ ; structure determined

$a = 8.0217(5)$ ,  $b = 9.6858(10)$ ,  $c = 6.5475(9)$  Å,  
 $\alpha = 103.645(10)$ ,  $\beta = 102.369(8)$ ,  $\gamma = 106.281(8)^\circ$

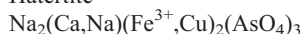
7.36(27), 4.718(29), 4.417(24), 3.671(26),  
3.426(23), 3.141(100), 3.044(92), 2.811(26)

Type material is deposited in the collections of the Fersman Mineralogical Museum of the Russian Academy of Sciences, Moscow, Russia, registration number 4278/1

How to cite: Pekov, I.V., Zubkova, N.V., Murashko, M.N., Yapaskurt, V.O., Polekhovskiy, Y.S., Kartashov, P.M. and Pushcharovskiy, D.Y. (2013) Grigorievite, IMA 2012-047. CNMNC Newsletter No. 15, February 2013, page 15; *Mineralogical Magazine*, 77, 1–12.

## IMA No. 2012-048

Hatertite



North Breach of the Great fissure Tolbachik volcano eruption (1975–1976), Kamchatka Peninsula, Russia (55°41'N 160°14'E)

L.P. Vergasova, S.K. Filatov, D.S. Rybin, S.V. Krivovichev\*, S.N. Britvin and V.V. Ananiev

\*E-mail: skrivovi@mail.ru

Alluaudite group

Monoclinic:  $C2/c$ ; structure determined

$a = 12.640(2)$ ,  $b = 13.007(2)$ ,  $c = 6.700(1)$  Å,  
 $\beta = 113.828(3)^\circ$

6.493(25), 3.628(25), 3.204(39), 3.065(18),  
2.976(28), 2.830(100), 2.632(36), 1.647(19)

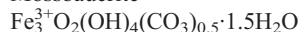
Type material is deposited in the collections of the Mineralogical Museum, Department of Mineralogy, St Petersburg University, St Petersburg, Russia, catalogue number 1/19536

How to cite: Vergasova, L.P., Filatov, S.K., Rybin, D.S., Krivovichev, S.V., Britvin, S.N. and Ananiev, V.V. (2013) Hatertite, IMA 2012-048. CNMNC Newsletter No. 15, February

2013, page 3; *Mineralogical Magazine*, 77, 1–12.

## IMA No. 2012-049

Mössbauerite



Mont Saint-Michel Bay, Brittany and Normandy, France

Jean-Marie R. Génin, Stuart J. Mills\*, Andrew G. Christy, Odile Guérin, Adrien J. Herbillon, Ernő Kuzmann, Guillaume Morin, Georges Ona-Nguema, Christian Ruby and Chandan Upadhyay

\*E-mail: smills@museum.vic.gov.au

Hydrotalcite supergroup

Trigonal:  $R\bar{3}$ 

$a = 3.079(6)$ ,  $c = 22.253(2)$  Å

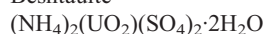
7.372(60), 3.691(20), 2.646(100), 2.588(70),  
2.406(40), 1.928(30), 1.855(50)

The holotype is preserved in the collections of Museum Victoria, Melbourne, Australia, registration number M52078

How to cite: Génin, J.-M.R., Mills, S.J., Christy, A.G., Guérin, O., Herbillon, A.J., Kuzmann, E., Morin, G., Ona-Nguema, G., Ruby, C. and Upadhyay, C. (2013) Mössbauerite, IMA 2012-049. CNMNC Newsletter No. 15, February 2013, page 3; *Mineralogical Magazine*, 77, 1–12.

## IMA No. 2012-051

Beshtauite



Gremuchka ore zone, Beshtau uranium deposit, Mount Beshtau, Stavropol Krai, Northern Caucasus, Russia (44°05'53"N 43°01'20"E)

Igor V. Pekov\*, Sergey V. Krivovichev, Vasilii O. Yapaskurt, Nikita V. Chukanov and Dmitry I. Belakovskiy

\*E-mail: igorpekov@mail.ru

New structure type

Monoclinic:  $P2_1/c$ ; structure determined

$a = 7.7360(8)$ ,  $b = 7.3712(5)$ ,  $c = 20.856(2)$  Å,  
 $\beta = 102.123(8)^\circ$

6.86(100), 5.997(19), 5.558(15), 5.307(36),  
5.005(35), 3.410(38), 3.081(24), 2.881(20)

Type material is preserved in the collections of the Fersman Mineralogical Museum of the Russian Academy of Sciences, Moscow, Russia, registration number 4280/1

How to cite: Pekov, I.V., Krivovichev, S.V., Yapaskurt, V.O., Chukanov, N.V. and Belakovskiy, D.I. (2013) Beshtauite, IMA

2012-051. CNMNC Newsletter No. 15, February 2013, page 3; *Mineralogical Magazine*, 77, 1–12.

## New mineral proposals approved in October 2012

### IMA No. 2012-052

Yangite

$\text{PbMnSi}_3\text{O}_8 \cdot \text{H}_2\text{O}$

Kombat mine, Otavi Valley, Namibia

William W. Pinch\*, Robert T. Downs, Stanley

H. Evans, Lauren Megaw and Elias M. Bloch

\*E-mail: wwpinch@gmail.com

New chain silicate with the two-connected double chains

Triclinic:  $P\bar{1}$ ; structure determined

$a = 7.9833(8)$ ,  $b = 7.2712(7)$ ,  $c = 9.6015(9)$  Å,  
 $\alpha = 109.938(5)$ ,  $\beta = 118.229(4)$ ,  $\gamma = 105.910(4)^\circ$   
7.379(100), 6.648(48), 3.717(44), 3.517(38),  
2.992(38), 2.949(40), 2.917(65), 2.907(55)

Type material is preserved in the collections of the Mineral Museum of the University of Arizona, Tucson, Arizona, USA, catalogue number 19341, and the Smithsonian Institution, Washington DC, USA, catalogue number 175983

How to cite: Pinch, W.W., Downs, R.T., Evans, S.H., Megaw, L. and Bloch, E.M. (2013) Yangite, IMA 2012-052. CNMNC Newsletter No. 15, February 2013, page 4; *Mineralogical Magazine*, 77, 1–12.

### IMA No. 2012-053

Nickelpicromerite

$\text{K}_2\text{Ni}(\text{SO}_4)_2 \cdot 6\text{H}_2\text{O}$

Slyudorudnik, Kyshtym District, Chelyabinsk Oblast, South Urals, Russia (55°40'12"N 60°21'17"E)

Elena V. Belogub, Sergey V. Krivovichev, Igor V. Pekov\*, Aleksey M. Kuznetsov, Vasiliy A. Kotlyarov, Nikita V. Chukanov and Dmitriy I. Belakovskiy

\*E-mail: igorpekov@mail.ru

Picromerite group

Monoclinic:  $P2_1/c$ ; structure determined

$a = 6.1310(7)$ ,  $b = 12.1863(14)$ ,  $c = 9.0076(10)$  Å,  
 $\beta = 105.045(2)^\circ$   
5.386(34), 4.312(46), 4.240(33), 4.085(100),  
3.685(85), 3.041(45), 2.808(31), 2.368(34)

Type material is preserved in the collections of the Natural Scientific Museum of the Ilmen

State Reserve, Miass, Russia, specimen number 17301, and the Fersman Mineralogical Museum of the Russian Academy of Sciences, Moscow, Russia, registration number 4281/1

How to cite: Belogub, E.V., Krivovichev, S.V., Pekov, I.V., Kuznetsov, A.M., Kotlyarov, V.A., Chukanov, N.V. and Belakovskiy, D.I. (2013) Nickelpicromerite, IMA 2012-053. CNMNC Newsletter No. 15, February 2013, page 4; *Mineralogical Magazine*, 77, 1–12.

### IMA No. 2012-054

$(\text{CaCe}_{2.5}\text{Na}_{0.5})(\text{Al}_4)(\text{Si}_2\text{O}_7)(\text{SiO}_4)_3\text{O}(\text{OH})_2$

Stetind pegmatite, Tysfjord granite, Norway (68°10'15.20"N 16°33'10.65"E)

Paola Bonazzi\*, Luca Bindi, Christian Chopin, Tomas A. Husdal and Giovanni O. Lepore

\*E-mail: paola.bonazzi@unifi.it

Member of a polysomatic series having epidote and törnebohmitite as endmembers

Monoclinic:  $P2_1/m$ ; structure determined

$a = 8.9277(6)$ ,  $b = 5.6548(3)$ ,  $c = 17.587(1)$  Å,  
 $\beta = 116.475(8)^\circ$   
15.743(92), 4.616(30), 3.499(42), 2.983(100),  
2.827(47), 2.751(32), 2.659(23), 2.619(57)

Type material is preserved in the collections of the Museo di Storia Naturale, Università degli Studi di Firenze, Firenze, Italy, catalogue number 3114/1

How to cite: Bonazzi, P., Bindi, L., Chopin, C., Husdal, T.A. and Lepore, G.O. (2013) IMA 2012-054. CNMNC Newsletter No. 15, February 2013, page 4; *Mineralogical Magazine*, 77, 1–12.

### IMA No. 2012-055

Barikaite

$\text{Ag}_3\text{Pb}_{10}(\text{Sb}_8\text{As}_{11})_{\Sigma 19}\text{S}_{40}$

Barika ore deposit, 17 km east of Sardasht, West Azerbaijan Province, Iran (the goldfield is situated between 36°10'N and 36°13'N and 45°37'E and 45°41'E)

Dan Topa\*, Emil Makovicky, Hubert Putz, Georg Zagler and Husein Tajjedini

\*E-mail: dan.topa@sbg.ac.at

Arsenian N = 4 member of the sartorite homologous series

Monoclinic:  $P2_1/n$ ; structure determined

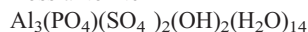
$a = 8.519(3)$ ,  $b = 8.057(3)$ ,  $c = 24.905(8)$  Å,  $\beta = 98.926(6)^\circ$   
3.835(62), 3.646(100), 3.441(60), 3.408(62),  
3.117(52), 3.008(43), 2.972(66), 2.769(90)

Type material is preserved in the collections of the Department of Materials Engineering and Physics, University of Salzburg, Salzburg, Austria, specimen number 15005

How to cite: Topa, D., Makovicky, E., Putz, H., Zagler, G. and Tajjedin, H. (2013) Barikaite, IMA 2012-055. CNMNC Newsletter No. 15, February 2013, page 4; *Mineralogical Magazine*, **77**, 1–12.

#### IMA No. 2012-056

Rossiantonite



Akopan-Dal Cin cave system, Chimantha massif, Venezuela (5°10'52"N 61°57'50"W)

Ermanno Galli, Maria Franca Brigatti\*, Daniele Malferrari, Francesco Sauro and Jo De Waele

\*E-mail: gallier@unimore.it

New structure type

Triclinic:  $P\bar{1}$ ; structure determined

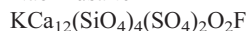
$a = 10.3415(3)$ ,  $b = 10.9580(3)$ ,  $c = 11.1445(3)$  Å,  
 $\alpha = 86.968(4)$ ,  $\beta = 65.757(3)$ ,  $\gamma = 75.055(3)^\circ$   
 10.16(32), 9.12(56), 8.02(40), 7.12(33),  
 5.00(29), 4.647(100), 4.006(53), 3.781(28)

Type material is preserved in the collections of the “Gemma” University Museum of Modena and Reggio E. University, Modena, Italy, catalogue number 2/2012

How to cite: Galli, E., Brigatti, M.F., Malferrari, D., Sauro, F. and De Waele, J. (2013) Rossiantonite, IMA 2012-056. CNMNC Newsletter No. 15, February 2013, page 5; *Mineralogical Magazine*, **77**, 1–12.

#### IMA No. 2012-057

Nabimusaite



Jabel Harmun, Nabi Musa, Judea Desert, West Bank, Palestinian Autonomy, Israel (31°46'N 35°26'E)

Evgeny V. Galuskin\*, Frank Gfeller, Thomas Armbruster, Irina O. Galuskina, Yevgeny Vapnik, Mikhail Murashko, Roman Włodyka and Piotr Dzierżanowski

\*E-mail: evgeny.galuskin@us.edu.pl

Known synthetic nesosilicate

Trigonal:  $R\bar{3}m$ ; structure determined

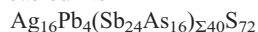
$a = 7.1905(4)$ ,  $c = 41.251(3)$  Å  
 3.595(52), 3.105(97), 2.829(71), 2.753(97),  
 2.750(89), 2.140(50), 1.986(46), 1.798(100)

Type material is preserved in the collections of the Museum of Natural History in Bern, Bern, Switzerland, catalogue number NMBE 41598

How to cite: Galuskin, E.V., Gfeller, F., Armbruster, T., Galuskina, I.O., Vapnik, Y., Murashko, M., Włodyka, R. and Dzierżanowski, P. (2013) Nabimusaite, IMA 2012-057. CNMNC Newsletter No. 15, February 2013, page 5; *Mineralogical Magazine*, **77**, 1–12.

#### IMA No. 2012-058

Jasrouxite



Jas Roux mine, La Chapelle en Valgaudemard, Parc National des Ecrins, Hautes-Alpes, France (44°48'45"N 6°19'18"E)

Dan Topa\*, Emil Makovicky, Georges Favreau, Vincent Bourgoin, Jean-Claude Boulliard, Georg Zagler and Hubert Putz

\*E-mail: dan.topa@sbg.ac.at

Lillianite homologous series

Triclinic:  $P\bar{1}$ ; structure determined

$a = 8.2917(5)$ ,  $b = 19.101(1)$ ,  $c = 19.487(1)$  Å,  
 $\alpha = 89.731(1)$ ,  $\beta = 83.446(1)$ ,  $\gamma = 89.944(1)^\circ$   
 3.847(33), 3.294(80), 3.281(100), 3.227(25),  
 3.184(21), 3.179(25), 2.860(33), 2.850(26)

Type material is preserved in the collections of the Department of Materials Engineering and Physics, University of Salzburg, Salzburg, Austria, specimen number 15006

How to cite: Topa, D., Makovicky, E., Favreau, G., Bourgoin, V., Boulliard, J.-C., Zagler, G. and Putz, H. (2013) Jasrouxite, IMA 2012-058. CNMNC Newsletter No. 15, February 2013, page 5; *Mineralogical Magazine*, **77**, 1–12.

#### IMA No. 2012-059

Cobaltoblödite



Blue Lizard mine, Red Canyon, White Canyon District, San Juan County, Utah

Anatoly V. Kasatkin\*, Fabrizio Nestola, Jakub Plášil, Joe Marty, Dmitriy I. Belakovskiy, Atali A. Agakhanov, Stuart J. Mills, Arianna Lanza, Monica Favaro and Sara Bianchin

\*E-mail: anatoly.kasatkin@gmail.com

Blödite group

Monoclinic:  $P2_1/a$ ; structure determined

$a = 11.147(1)$ ,  $b = 8.268(1)$ ,  $c = 5.5396(7)$  Å,  
 $\beta = 100.517(11)^\circ$   
 4.551(80), 4.269(50), 3.795(18), 3.339(43),  
 3.290(100), 3.258(58), 2.644(21), 2.296(22)

Type material is preserved in the collections of the Fersman Mineralogical Museum of the Russian Academy of Sciences, Moscow, Russia, registration number 4271/1, and

Museum Victoria, Melbourne, Australia, catalogue number M52196

How to cite: Kasatkin, A.V., Nestola, F., Plášil, J., Marty, J., Belakovskiy, D.I., Agakhanov, A.A., Mills, S.J., Lanza, A., Favaro, M. and Bianchin, S. (2013) Cobaltoblödite, IMA 2012-059. CNMNC Newsletter No. 15, February 2013, page 5; *Mineralogical Magazine*, **77**, 1–12.

#### IMA No. 2012-060

Colinowensite



Central-Eastern orebody, Wessels Mine, Hotazel, Northern Cape Province, South Africa  
Branko Rieck\*

\*E-mail: branko@mineralogie.at

New structure type

Tetragonal:  $I4_1/acd$ ; structure determined

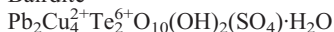
$a = 9.966(1)$ ,  $c = 22.293(2)$  Å  
5.577(31), 4.997(30), 4.560(31), 3.533(70),  
2.985(100), 2.499(57), 2.280(23), 1.767(19)

Type material is preserved in the collections of the Institut für Mineralogie und Kristallographie, University of Vienna, Vienna, Austria, catalogue number HS13.097

How to cite: Rieck, B. (2013) Colinowensite, IMA 2012-060. CNMNC Newsletter No. 15, February 2013, page 6; *Mineralogical Magazine*, **77**, 1–12.

#### IMA No. 2012-061

Bairdite



Bird Nest drift, Otto Mountain, San Bernardino County, California, USA (35.27677°N 116.09927°W)

Anthony R. Kampf\*, Stuart J. Mills, Robert M. Housley, George R. Rossman, Joseph Marty and Brent Thorne

\*E-mail: akampf@nhm.org

New structure type

Monoclinic:  $P2_1/c$ ; structure determined

$a = 14.3126(10)$ ,  $b = 5.2267(3)$ ,  $c = 9.4878(5)$  Å,  
 $\beta = 106.815(7)^\circ$   
4.77(50), 4.522(66), 3.480(62), 2.999(97),  
2.701(79), 2.614(100), 1.727(65), 1.509(83)

Type material is preserved in the collections of the Mineral Sciences Department, Natural History Museum of Los Angeles County, Los Angeles, California, USA, catalogue numbers 64000 and 64001

How to cite: Kampf, A.R., Mills, S.J., Housley, R.M., Rossman, G.R., Marty, J. and Thorne, B. (2013) Bairdite, IMA 2012-061. CNMNC Newsletter No. 15, February 2013, page 6; *Mineralogical Magazine*, **77**, 1–12.

#### IMA No. 2012-063

Schindlerite



St Jude mine, Gypsum Valley, Slick Rock, San Miguel County, Colorado, USA

Anthony R. Kampf, John M. Hughes\*, Joe Marty and Barbara Nash

\*E-mail: jmhughes@uvm.edu

New structure type

Triclinic:  $P\bar{1}$ ; structure determined

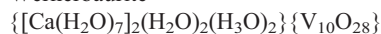
$a = 8.5143(3)$ ,  $b = 10.4283(5)$ ,  $c = 11.2827(8)$  Å,  
 $\alpha = 68.595(5)$ ,  $\beta = 87.253(6)$ ,  $\gamma = 67.112(5)^\circ$   
10.51(94), 8.68(100), 7.70(86), 6.73(61),  
3.815(24), 2.993(50), 2.787(24), 2.131(29)

Type material is preserved in the collections of the Natural History Museum of Los Angeles County, Los Angeles, California, USA, catalogue numbers 64005, 64006 and 64007

How to cite: Kampf, A.R., Hughes, J.M., Marty, J. and Nash, B. (2013) Schindlerite, IMA 2012-063. CNMNC Newsletter No. 15, February 2013, page 6; *Mineralogical Magazine*, **77**, 1–12.

#### IMA No. 2012-064

Wernerbaurite



St Jude mine, Gypsum Valley, Slick Rock, San Miguel County, Colorado, USA

Anthony R. Kampf, John M. Hughes\*, Joe Marty and Barbara Nash

\*E-mail: jmhughes@uvm.edu

New structure type

Triclinic:  $P\bar{1}$ ; structure determined

$a = 9.7212(6)$ ,  $b = 10.2598(8)$ ,  $c = 10.5928(8)$  Å,  
 $\alpha = 89.999(6)$ ,  $\beta = 77.083(7)$ ,  $\gamma = 69.887(8)^\circ$   
10.32(100), 9.64(92), 8.88(95), 8.10(58),  
6.881(70), 6.031(39), 3.028(29), 2.842(29)

Type material is preserved in the collections of the Natural History Museum of Los Angeles County, Los Angeles, California, USA, catalogue numbers 64002, 64003 and 64004

How to cite: Kampf, A.R., Hughes, J.M., Marty, J. and Nash, B. (2013) Wernerbaurite, IMA 2012-064. CNMNC Newsletter No. 15, February 2013, page 6; *Mineralogical Magazine*, **77**, 1–12.



## New mineral proposals approved in November 2012

### IMA No. 2012-065

Leydetite



Mas d'Alary uranium deposit, Lodève, Hérault, France (43°42'33"N 03°20'12"E)

Jakub Plášil\*, Anatoly V. Kasatkin, Radek Škoda, Milan Novák, Anna Kallistová, Karla Fejfarová and Nicolas Meisser

\*E-mail: plasil@fzu.cz

New structure type

Monoclinic:  $C2/c$ ; structure determined

$a = 11.3173(3)$ ,  $b = 7.7258(2)$ ,  $c = 21.8121(7)$  Å,  
 $\beta = 102.383(3)^\circ$

10.625(100), 6.277(1), 5.321(66), 3.549(5), 2.663(4), 2.131(2)

Type material is preserved in the collections of the Musée Cantonal de Géologie, Lausanne, Switzerland, registration number MGL 92661

How to cite: Plášil, J., Kasatkin, A.V., Škoda, R., Novák, M., Kallistová, A., Fejfarová, K. and Meisser, N. (2013) Leydetite, IMA 2012-065. CNMNC Newsletter No. 15, February 2013, page 7; *Mineralogical Magazine*, 77, 1–12.

### IMA No. 2012-066

Línkite



Geschieber vein, Svornost mine, Jáchymov ore district, Western Bohemia, Czech Republic (50°22'21.5"N 12°54'42.0"E)

Jakub Plášil\*, Karla Fejfarová, Jiří Sejkora, Jiří Čejka, Milan Novák, Radek Škoda, Jan Hloušek, Michal Dušek and Ivana Císařová

\*E-mail: plasil@fzu.cz

Known synthetically

Orthorhombic:  $Pnmm$ ; structure determined

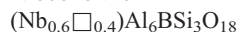
$a = 17.0069(5)$ ,  $b = 18.0273(5)$ ,  $c = 18.3374(5)$  Å  
8.506(100), 6.428(3), 5.126(5), 4.586(2), 4.249(7), 4.137(2), 3.543(2)

Type material is preserved in the collections of the Department of Mineralogy and Petrology of the National Museum in Prague, Prague, Czech Republic, catalogue number PIP 2/2012

How to cite: Plášil, J., Fejfarová, K., Sejkora, J., Čejka, J., Novák, M., Škoda, R., Hloušek, J., Dušek, M. and Císařová, I. (2013) Línkite, IMA 2012-066. CNMNC Newsletter No. 15, February 2013, page 7; *Mineralogical Magazine*, 77, 1–12.

### IMA No. 2012-068

Nioboholtite



Szklary serpentinite massif, c. 60 km south of Wrocław, Lower Silesia, Poland (50°39.068'N 16°49.932'E)

Adam Pieczka\*, R. James Evans, Edward S. Grew, Lee A. Groat, Chi Ma and George R. Rossman

\*E-mail: pieczka@agh.edu.pl

Dumortierite supergroup

Orthorhombic:  $Pnma$

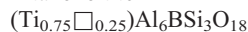
$a = 4.7001$ ,  $b = 11.828$ ,  $c = 20.243$  Å  
10.213(67), 5.914(40), 5.861(66), 3.458(63), 3.231(100), 3.068(53), 2.931(65), 2.895(64)

Type material is preserved in the collections of the Mineralogical Museum of the University of Wrocław, Wrocław, Poland, catalogue number MMWr IV7615; cotype specimens are deposited in the same Museum, catalogue numbers MMWr IV7616, MMWr IV7617, MMWr IV7618 and MMWr IV7619, and in the collections of the Smithsonian Institution, Washington DC, USA, specimen numbers NMNH 175986, NMNH 175987 and NMNH 175988

How to cite: Pieczka, A., Evans, R.J., Grew, E.S., Groat, L.A., Ma, C. and Rossman, G.R. (2013) Nioboholtite, IMA 2012-068. CNMNC Newsletter No. 15, February 2013, page 7; *Mineralogical Magazine*, 77, 1–12.

### IMA No. 2012-069

Titanoholtite



Szklary serpentinite massif, c. 60 km south of Wrocław, Lower Silesia, Poland (50°39.068'N 16°49.932'E)

Adam Pieczka\*, R. James Evans, Edward S. Grew, Lee A. Groat, Chi Ma and George R. Rossman

\*E-mail: pieczka@agh.edu.pl

Dumortierite supergroup

Orthorhombic:  $Pnma$

$a = 4.7001$ ,  $b = 11.828$ ,  $c = 20.243$  Å  
10.213(46), 5.914(47), 5.861(78), 3.458(63), 3.231(100), 3.068(53), 2.931(59), 2.895(65)

Type material is preserved in the collections of the Mineralogical Museum of the University of Wrocław, Wrocław, Poland, catalogue number MMWr IV7617; cotype specimens are also deposited in the same Museum, catalogue numbers MMWr IV7620 and MMWr IV7621,

and in the collections of the Smithsonian Institution, Washington DC, USA, catalogue numbers NMNH 175986, NMNH 175987 and NMNH 175988

How to cite: Pieczka, A., Evans, R.J., Grew, E.S., Groat, L.A., Ma, C. and Rossman, G.R. (2013) Titanoholtite, IMA 2012-069. CNMNC Newsletter No. 15, February 2013, page 7; *Mineralogical Magazine*, **77**, 1–12.

#### IMA No. 2012-070

Szklaryite



Szklary serpentinite massif, *c.* 60 km south of Wrocław, Lower Silesia, Poland (50°39.068'N 16°49.932'E)

Adam Pieczka\*, R. James Evans, Edward S. Grew, Lee A. Groat, Chi Ma and George R. Rossman

\*E-mail: pieczka@agh.edu.pl

Dumortierite supergroup

Orthorhombic: *Pnma*

$a = 4.7001$ ,  $b = 11.828$ ,  $c = 20.243$  Å  
5.914(57), 5.861(100), 3.458(60), 3.444(34),  
3.231(95), 3.068(50), 2.931(51), 2.895(59)

The holotype is deposited in the collections of the Mineralogical Museum of University of Wrocław, Wrocław, Poland, catalogue number MMWr IV7615

How to cite: Pieczka, A., Evans, R.J., Grew, E.S., Groat, L.A., Ma, C. and Rossman, G.R. (2013) Szklaryite, IMA 2012-070. CNMNC Newsletter No. 15, February 2013, page 8; *Mineralogical Magazine*, **77**, 1–12.

#### IMA No. 2012-071

Murashkoite

FeP

Halamish wadi, Hatrurim formation, Negev Desert, Israel (31°09'47"N 35°17'57"E)

Sergey N. Britvin\*, Yevgeny Vapnik, Yury S. Polekhovskiy and Sergey V. Krivovichev

\*E-mail: sbritvin@gmail.com

MnP structure type

Orthorhombic: *Pnma*; structure determined

$a = 5.098$ (5),  $b = 3.251$ (1),  $c = 5.699$ (3) Å  
2.831(75), 2.548(22), 2.477(46), 1.975(47),  
1.895(100), 1.779(19), 1.632(45), 1.264(12)

The holotype is deposited in the collections of the Mineralogical Museum of the Mining Institute (Technical University), St Petersburg, Russia, catalogue number MGS 2211/1

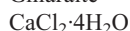
How to cite: Britvin, S.N., Vapnik, Y.,

Polekhovskiy, Y.S. and Krivovichev, S.V. (2013) Murashkoite, IMA 2012-071. CNMNC Newsletter No. 15, February 2013, page 8; *Mineralogical Magazine*, **77**, 1–12.

### New mineral proposals approved in December 2012

#### IMA No. 2012-072

Ghiaraitite



Mount Vesuvius, Italy

Fabrizio Nestola\*, Manuela Rossi, Federico Zorzi, Arianna Lanza, Luca Peruzzo, Alessandro Guastoni and Anatoly Kasatkin

\*E-mail: fabrizio.nestola@unipd.it

Known synthetic compound

Triclinic:  $P\bar{1}$ ; structure determined

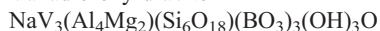
$a = 6.3660$ (5),  $b = 6.5914$ (5),  $c = 8.5568$ (6) Å,  
 $\alpha = 93.504$ (6),  $\beta = 97.778$ (7),  $\gamma = 110.557$ (6)°  
6.124(47), 5.874(73), 4.600(88), 3.569(46),  
2.939(77), 2.717(88), 2.628(100), 2.204(75)

The holotype is deposited in the collections of the Reale Museo di Napoli, Napoli, Italy, registration number 16986E5525

How to cite: Nestola, F., Rossi, M., Zorzi, F., Lanza, A., Peruzzo, L., Guastoni, A. and Kasatkin, A. (2013) Ghiaraitite, IMA 2012-072. CNMNC Newsletter No. 15, February 2013, page 8; *Mineralogical Magazine*, **77**, 1–12.

#### IMA No. 2012-074

Vanadio-oxy-dravite



Pereval quarry, Sludyanka, Irkutsk region, Southern Lake Baikal, Siberia, Russia (51°37'N 103°38'E)

Ferdinando Bosi\*, Henrik Skogby, Leonid Reznitskii and Ulf Hålenius

\*E-mail: ferdinando.bosi@uniroma1.it

Tourmaline supergroup

Trigonal: *R3m*; structure determined

$a = 16.0273$ (3),  $c = 7.2833$ (1) Å  
6.447(37), 4.261(52), 4.004(66), 3.522(47),  
2.993(67), 2.596(100), 2.057(43), 1.934(28)

Type material is deposited in the collections of the Museum of Mineralogy, Earth Sciences Department, Sapienza University of Rome, Rome, Italy, catalogue number 33068

How to cite: Bosi, F., Skogby, H., Reznitskii, L. and Hålenius, U. (2013) Vanadio-oxy-dravite,



IMA 2012-074. CNMNC Newsletter No. 15, February 2013, page 8; *Mineralogical Magazine*, **77**, 1–12.

### New mineral proposals approved in January 2013

#### IMA No. 2012-075

Aluminopyracmonite  
(NH<sub>4</sub>)<sub>3</sub>Al(SO<sub>4</sub>)<sub>3</sub>  
La Fossa crater, Vulcano, Aeolian Islands, Italy  
Francesco Demartin\*, Italo Campostrini and Carlo Castellano  
\*E-mail: francesco.demartin@unimi.it

Related to pyracmonite  
Trigonal:  $R\bar{3}$ ; structure determined  
 $a = 15.0324(8)$ ,  $c = 8.8776(5)$  Å  
7.469(67), 4.289(45), 4.187(27), 3.336(100),  
3.288(60), 2.824(29), 2.796(26), 2.748(21)  
Type material is deposited in the Reference Collection of the Dipartimento di Chimica, University of Milan, Milan, Italy, sample number 2012-01  
How to cite: Demartin, F., Campostrini, I. and Castellano, C. (2013) Aluminopyracmonite, IMA 2012-075. CNMNC Newsletter No. 15, February 2013, page 9; *Mineralogical Magazine*, **77**, 1–12.

#### IMA No. 2012-076

Nizamoffite  
Mn<sup>2+</sup>Zn<sub>2</sub>(PO<sub>4</sub>)<sub>2</sub>(H<sub>2</sub>O)<sub>4</sub>  
Palermo No.1 pegmatite, North Groton, Grafton County, New Hampshire, USA  
Anthony R. Kampf\*, Alexander U. Falster, William B. Simmons and Robert W. Whitmore  
\*E-mail: akampf@nhm.org

Mn analogue of hopeite  
Orthorhombic:  $Pnma$ ; structure determined  
 $a = 10.6530(4)$ ,  $b = 18.4778(13)$ ,  $c = 5.0583(2)$  Å  
9.27(71), 4.62(37), 4.43(24), 3.424(52),  
2.873(100), 2.644(36), 2.540(33), 1.953(36)  
Type material is deposited in the collections of the Natural History Museum of Los Angeles County, Los Angeles, California, USA, catalogue numbers 64009 and 64010  
How to cite: Kampf, A.R., Falster, A.U., Simmons, W.B. and Whitmore, R.W. (2013) Nizamoffite, IMA 2012-076. CNMNC Newsletter No. 15, February 2013, page 9; *Mineralogical Magazine*, **77**, 1–12.

#### IMA No. 2012-062

Ferdowsiite  
Ag<sub>8</sub>(Sb<sub>5</sub>As<sub>3</sub>)S<sub>16</sub>  
Barika gold deposit, Sardasht, West Azerbaijan Province, Iran  
Dan Topa\*, Emil Makovicky, Hubert Putz, Georg Zagler and Husein Tajjedín  
\*E-mail: dan.topa@sbg.ac.at

Superstructure of PbS  
Monoclinic:  $P2_1/n$ ; structure determined  
 $a = 8.677(2)$ ,  $b = 5.799(1)$ ,  $c = 13.839(3)$  Å,  $\beta = 96.175(4)^\circ$   
3.225(96), 3.205(100), 2.900(78), 2.750(90),  
2.707(73), 1.998(41), 1.979(39), 1.940(22)  
Type material is preserved in the collections of the Department of Materials Engineering and Physics, University of Salzburg, Salzburg, Austria, specimen number 15006  
How to cite: Topa, D., Makovicky, E., Putz, H., Zagler, G. and Tajjedín, H. (2013) Ferdowsiite, IMA 2012-062. CNMNC Newsletter No. 15, February 2013, page 9; *Mineralogical Magazine*, **77**, 1–12.

#### IMA No. 2012-067

Vysokýite  
U<sup>4+</sup>[AsO<sub>2</sub>(OH)]<sub>2</sub>·4H<sub>2</sub>O  
Svornost mine, Jáchymov ore district, Czech Republic (50°22'21.47"N 12°54'42.0"E)  
Jakub Plášil\*, Karla Fejfarová, Jan Hloušek, Radek Škoda, Milan Novák, Jiří Sejkora, Jiří Čejka, František Veselovský and Juraj Majzlan  
\*E-mail: plasil@fzu.cz

New structure type  
Triclinic:  $P\bar{1}$ ; structure determined  
 $a = 10.749(2)$ ,  $b = 5.044(3)$ ,  $c = 19.1778(7)$  Å,  
 $\alpha = 89.872(15)$ ,  $\beta = 121.534(15)$ ,  $\gamma = 76.508(15)^\circ$   
8.782(100), 8.067(50), 6.399(7), 4.773(6),  
3.411(10), 3.197(18), 3.189(11), 3.076(11)  
Type material is preserved in the collections of the Department of Mineralogy and Petrology of the National Museum in Prague, Prague, Czech Republic, catalogue number PIP 1/2012  
How to cite: Plášil, J., Fejfarová, K., Hloušek, J., Škoda, R., Novák, M., Sejkora, J., Čejka, J., Veselovský, F. and Majzlan, J. (2013) Vysokýite, IMA 2012-067. CNMNC Newsletter No. 15, February 2013, page 9; *Mineralogical Magazine*, **77**, 1–12.

## IMA No. 2012-073

Alburnite



Cărnicele vein, Roşia Montana deposit, Apuseni Mountains, Romania

Călin G. Tămaş\*, Bernard Grobety, Laurent Bailly, Heinz-Juergen Bernhardt and Adrian Minuţ

\*E-mail: calingtamas@yahoo.fr

Argyrodite–canfieldite series

Cubic:  $F\bar{4}3m$  $a = 10.4 \pm 0.1 \text{ \AA}$ 

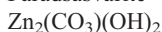
6.004(67), 3.136(48), 3.002(100), 2.600(26), 2.123(33), 2.002(61), 1.838(76), 1.644(12)

Type material is deposited in the collections of the Mineralogical Museum, Department of Geology, Faculty of Biology and Geology, Babeş-Bolyai University, Cluj-Napoca, Romania, registration numbers 71a/1 and 71a/2, and at Zentrale Elektronen-Mikrosonde, Institute of Geology, Mineralogy and Geophysics, Ruhr University, Bochum, Germany, section 1064b

How to cite: Tămaş, C.G., Grobety, B., Bailly, L., Bernhardt, H.-J. and Minuţ, A. (2013) Alburnite, IMA 2012-073. CNMNC Newsletter No. 15, February 2013, page 10; *Mineralogical Magazine*, 77, 1–12.

## IMA No. 2012-077

Parásasvárite



Nagy-Lápaő, Parádsasvár, Mátra Mountains, Hungary (47°54'26.50"N 19°57'9.68"E)

Béla Fehér\*, Sándor Szakáll, Norbert Zajzon and Judith Mihály

\*E-mail: feherbela@upcmail.hu

Malachite–rosasite group

Monoclinic:  $P2_1/a$  $a = 12.92(1)$ ,  $b = 9.372(7)$ ,  $c = 3.159(4) \text{ \AA}$ ,  $\beta = 110.4(1)^\circ$ 

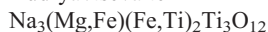
6.054(67), 5.085(100), 3.703(87), 3.021(25), 2.971(25), 2.603(62), 2.539(36), 2.498(23)

Type material is deposited in the collections of the Herman Ottó Museum, Miskolc, Hungary, catalogue number 2012.23

How to cite: Fehér, B., Szakáll, S., Zajzon, N. and Mihály, J. (2013) Parádsasvárite, IMA 2012-077. CNMNC Newsletter No. 15, February 2013, page 10; *Mineralogical Magazine*, 77, 1–12.

## IMA No. 2012-078

Kudryavtsevaite



AK-8 pipe, Orapa kimberlite complex, Botswana (21°18'S 25°24'E)

Sergey Anashkin, Anjelica Bovkun, Luca Bindi\*, Viktor Garanin and Yuriy Litvin

\*E-mail: luca.bindi@unifi.it

New structure type

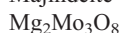
Orthorhombic:  $Pnma$ ; structure determined $a = 27.714(1)$ ,  $b = 2.9881(3)$ ,  $c = 11.3564(6) \text{ \AA}$   
7.17(100), 4.84(70), 2.973(35), 2.841(50), 2.706(50), 2.541(50), 2.450(70), 2.296(45)

Type material is deposited in the collections of the Museo di Storia Naturale, Università degli Studi di Firenze, Firenze, Italy, catalogue number 3115/I

How to cite: Anashkin, S., Bovkun, A., Bindi, L., Garanin, V. and Litvin, Y. (2013) Kudryavtsevaite, IMA 2012-078. CNMNC Newsletter No. 15, February 2013, page 10; *Mineralogical Magazine*, 77, 1–12.

## IMA No. 2012-079

Majindeite



Allende meteorite

Chi Ma

\*E-mail: chi@gps.caltech.edu

Mg analogue of kamiokite

Hexagonal:  $P6_3mc$  $a = 5.778$ ,  $c = 9.904 \text{ \AA}$ 

4.952(100), 3.520(57), 2.495(35), 2.426(67), 2.233(23), 1.994(50), 1.641(24), 1.553(38)

Type material is deposited in the collections of the Smithsonian Institution's National Museum of Natural History, Washington DC, USA, registration number USNM 7615

How to cite: Ma, C. (2013) Majindeite, IMA 2012-079. CNMNC Newsletter No. 15, February 2013, page 10; *Mineralogical Magazine*, 77, 1–12.

## IMA No. 2012-080

Fabriesite



Tawmaw, Hpakant-Tawmaw Jade Tract, Hpakant Township, Mohnyin District, Kachin State, Myanmar

C. Ferraris\*, S. Pont, G.C. Parodi, B. Rondeau and J.P. Lorand

\*E-mail: ferraris@mnhn.fr

Known synthetic compound

Orthorhombic: *Pna2<sub>1</sub>*

$a = 16.4260(1)$ ,  $b = 15.0140(1)$ ,  $c = 5.2235(5)$  Å  
8.21(36), 7.51(32), 4.41(77), 3.41(100),  
2.97(70), 2.86(25), 2.61(40), 2.45(29)

Type material is deposited in the collections of the Muséum National d'Histoire Naturelle (MNHN) of Paris, France, registration number MNHN 212-001

How to cite: Ferraris, C., Pont, S., Parodi, G.C., Rondeau, B. and Lorand, J.P. (2013) Fabriesite, IMA 2012-080. CNMNC Newsletter No. 15, February 2013, page 10; *Mineralogical Magazine*, 77, 1–12.

#### IMA No. 2012-081

Kihlmanite-(Ce)

$\text{Ce}_2\text{TiO}_2(\text{SiO}_4)(\text{HCO}_3)_2(\text{H}_2\text{O})$

Mount Kihlman, Khibiny Mountains, Kola Peninsula, Russia

Victor N. Yakovenchuk\*, Gregory Y. Ivanyuk, Sergey V. Krivovichev, Elena A. Zhitova, Yakov A. Pakhomovsky, Ekaterina A. Selivanova, Julia A. Korchak and Galijabanu I. Kadyrova

\*E-mail: yakovenchuk@ksc.ru

Closely related to tundrite-(Ce)

Triclinic:  $P\bar{1}$ ; structure determined

$a = 5.009(5)$ ,  $b = 7.533(5)$ ,  $c = 15.407(5)$  Å,  $\alpha = 103.061(5)$ ,  $\beta = 91.006(5)$ ,  $\gamma = 109.285(5)^\circ$   
15.11(100), 7.508(20), 6.912(12), 4.993(14), 3.563(15), 3.198(11), 3.065(12), 2.896(15)

Type material is deposited in the collections of the Mineralogical Museum of St Petersburg State University, St Petersburg, Russia, registration number 1/19598, and the Geological and the Mineralogical Museum of the Geological Institute of the Kola Science Centre, Apatity, Russia, registration number GIM 6790

How to cite: Yakovenchuk, V.N., Ivanyuk, G.Y., Krivovichev, S.V., Zhitova, E.A., Pakhomovsky, Y.A., Selivanova, E.A., Korchak, J.A. and Kadyrova, G.I. (2013) Kihlmanite-(Ce), IMA 2012-081. CNMNC Newsletter No. 15, February 2013, page 11; *Mineralogical Magazine*, 77, 1–12.

#### IMA No. 2012-082

Erzwiesite

$\text{Ag}_8\text{Pb}_{12}\text{Bi}_{16}\text{S}_{40}$

Unnamed prospect in the Erzwies mining district, Gastein Valley, Salzburg Province, Austria (47°5'40"N 13°2'15"E)

Dan Topa\*, Emil Makovicky, Georg Zagler,

Hubert Putz and Werner H. Paar

\*E-mail: dan.topa@sbg.ac.at

Lillianite homologous series

Orthorhombic: *Cmcm*; structure determined

$a = 4.085(5)$ ,  $b = 13.462(15)$ ,  $c = 33.92(4)$  Å  
3.588(64), 3.387(98), 3.349(38), 3.288(86),  
2.919(100), 2.846(99), 2.043(39), 2.039(44)

Type material is deposited in the collections of the Department of Materials Engineering and Physics, University of Salzburg, Salzburg, Austria, specimen number 15009

How to cite: Topa, D., Makovicky, E., Zagler, G., Putz, H. and Paar, W.H. (2013) Erzwiesite, IMA 2012-082. CNMNC Newsletter No. 15, February 2013, page 11; *Mineralogical Magazine*, 77, 1–12.

#### IMA No. 2012-083

Lopatkaite

$\text{Pb}_5\text{Sb}_3\text{AsS}_{11}$

Madoc, Ontario, Canada

Dan Topa\*, Emil Makovicky, Hubert Putz and Georg Zagler

\*E-mail: dan.topa@sbg.ac.at

Homeotype of boulangerite

Monoclinic:  $P2_1/c$ ; structure determined

$a = 8.0806(6)$ ,  $b = 23.360(2)$ ,  $c = 21.488(2)$  Å,  
 $\beta = 100.709(1)^\circ$

3.728(42), 3.722(38), 3.712(100), 3.296(36),  
3.207(36), 2.804(42), 2.780(46), 2.779(40)

Type material is deposited in the collections of the Department of Materials Engineering and Physics, University of Salzburg, Salzburg, Austria, specimen number 15008

How to cite: Topa, D., Makovicky, E., Putz, H. and Zagler, G. (2013) Lopatkaite, IMA 2012-083. CNMNC Newsletter No. 15, February 2013, page 11; *Mineralogical Magazine*, 77, 1–12.

#### IMA No. 2012-021a

Vanadium

V

Colima volcano, Colima and Jalisco States, Mexico (19°30'45"N, 103°37'W)

Mikhail Ostrooumov

\*E-mail: ostrooum@umich.mx

Iron group

Cubic:  $Im\bar{3}m$

$a = 3.022(3)$  Å

2.142(100), 1.513(14), 1.230(28), 1.069(8),  
0.957(14), 0.871(4), 0.809(10)

Type material has been deposited in the collections of the Geological Museum,

Mexican National University, Mexico City, Mexico, sample number FIM 12/01  
How to cite: Ostrooumov, M. (2013) Vanadium, IMA 2012-021a. CNMNC Newsletter No. 15, February 2013, page 11; *Mineralogical Magazine*, 77, 1–12.

### **Nomenclature proposal approved in November 2012**

#### **IMA 12-C: Dumortierite supergroup**

A report on the nomenclature of the minerals of the dumortierite supergroup has been approved, and the endmember compositions have been defined. The supergroup presently includes six valid species, divided into two groups (and a potential third group).

### **Nomenclature proposal approved in December 2012**

#### **IMA 12-F: A new root-name for the amphibole composition $\square(\text{NaMn}^{2+})(\text{Mg}_4\text{Al})\text{Si}_8\text{O}_{22}(\text{OH})_2$**

The above composition, mentioned as “root-name11” in the newly-approved amphibole report, has been assigned the name “ghoseite”, in honour of Subrata Ghose (b. 1932), Emeritus Professor at the University of Washington, Seattle, USA. Accordingly, the new mineral IMA 2003-066, whose endmember composition is  $\square(\text{NaMn}^{2+})(\text{Mg}_4\text{Fe}^{3+})\text{Si}_8\text{O}_{22}(\text{OH})_2$ , is named ferri-ghoseite.