

How accurately can we age-date solar-type dwarfs using activity/rotation diagnostics?

Eric E. Mamajek

Department of Physics & Astronomy,
University of Rochester, Rochester, NY 14624 USA
email: emamajek@pas.rochester.edu

Abstract. It is well established that activity and rotation diminishes during the life of sun-like main sequence (\sim F7-K2V) stars. Indeed, the evolution of rotation and activity among these stars appears to be so deterministic that their rotation/activity diagnostics are often utilized as estimators of stellar age. A primary motivation for the recent interest in improving the ages of solar-type field dwarfs is in understanding the evolution of debris disks and planetary systems. Reliable isochronal age-dating for field, solar-type main sequence stars is very difficult given the observational uncertainties and multi-Gyr timescales for significant structural evolution. Observationally, significant databases of activity/rotation diagnostics exist for field solar-type field dwarfs (mainly from chromospheric and X-ray activity surveys). *But how well can we empirically age-date solar-type field stars using activity/rotation diagnostics?* Here I summarize some recent results for F7-K2 dwarfs from an analysis by Mamajek & Hillenbrand (2008), including an improved “gyrochronology” [Period(color, age)] calibration, improved chromospheric (R'_{HK}) and X-ray ($\log(L_X/L_{\text{bol}})$) activity vs. rotation (via Rossby number) relations, and a chromospheric vs. X-ray activity relation that spans four orders of magnitude in $\log(L_X/L_{\text{bol}})$. Combining these relations, one can produce predicted chromospheric and X-ray activity isochrones as a function of color and age for solar type dwarfs.

Keywords. Sun: (activity, rotation), stars: (activity, chromospheres, coronae, fundamental parameters, late-type, low-mass, rotation), Galaxy: evolution

1. Introduction

Observational and theoretical studies regarding the evolution of circumstellar disks and planetary systems have fueled a renewed interest in assessing how accurately we can determine the ages for solar-type field dwarfs (Mamajek *et al.* 2008, ; Meyer, this volume). For field stars we can place reasonable constraints on their effective temperatures, luminosities, and metallicities from spectroscopic, photometric, and astrometric measurements. Plotting these observables against theoretical evolutionary tracks allows us to infer ages and masses. However, for main sequence solar-type stars, the observational uncertainties in a star’s HRD diagram position can be large enough that they encompass a large fraction of the star’s main sequence lifetime, even for stars with precise distances and metallicities (e.g. Nordström *et al.* 2004; Valenti & Fischer 2005; Takeda *et al.* 2007). The situation is worse for the hordes of stars lacking trigonometric parallaxes and metallicity estimates. For this reason, we are motivated to explore alternative age indicators beyond deriving individual isochronal ages.

It has been long appreciated that solar-type stars lose angular momentum via a magnetized wind, spin down, and become less active during their main sequence phase (e.g. Skumanich 1972; Soderblom *et al.* 1991). Here I discuss recent efforts by the author and collaborators to improve the estimation of ages for solar-type (\sim F7-K2) field dwarfs using rotation/activity diagnostics. By “activity diagnostics”, I will discuss two common

examples: the Ca II H & K chromospheric activity index $\log R'_{\text{HK}}$, and the X-ray-to-bolometric luminosity ratio $\log(L_X/L_{\text{bol}})(= \log R_X)$ in the 0.2-2.4 keV band (ROSAT band). For more exhaustive and wavelength-balanced reviews, especially from the perspective of the Sun's evolution, I refer the reader to Güdel (2007), Ayres (1997), and Walter & Barry (1991).

For the Sun, radiometric dating of the oldest meteorites have converged on an age within a few Myr of 4.57 Gyr (e.g. Baker *et al.* 2005). Pleasingly, solar models which match the observed helioseismological constraints (sound speed profiles, acoustic modes) can produce the Sun with an age within a few percent of the meteoritic age (Houdek & Gough 2008). For members of nearby young open clusters (e.g. the Pleiades, Hyades, etc.), detailed modelling of the HR diagram positions of the high-mass members, and HRD positions and Li-depletion pattern of the low-mass members, has led to age-dating with claimed accuracy of $\sim 5\text{-}15\%$ (e.g. de Bruijne *et al.* 2001; Barrado y Navascués, *et al.* 2004). Recent results for the small sample of solar-type stars which have been asteroseismologically observed and modeled are also yielding age uncertainties of typically $\sim 5\text{-}15\%$ (Thévenin *et al.* 2002; Eggenberger *et al.* 2004), with some claims of even $\sim 1\%$ (Mosser *et al.* 2008). While the observational data for these well-studied clusters and asteroseismological target stars is impeccable, the accuracy of the inferred cluster ages hinge on the input physics (e.g. treatment of convection, opacities, etc.) and abundances of the stellar evolution models, both of which are intimately tied to solar modeling efforts. While the Sun provides us with a “gold” age standard ($< \text{few } \%$ accuracy) and open clusters and asteroseismological targets provide us “silver” age standards ($\sim 15\%$), how well can we estimate ages for solar-type field dwarfs using “bronze” indicators like rotation and activity?

2. Ages from activity and/or rotation

2.1. The chromospheric activity-age correlation

In solar-type stars, the majority of chromospheric and X-ray activity is believed to be generated as a result of the stellar magnetic dynamo. The strength of the dynamo and its ability to nonthermally heat the outer atmospheres of Sun-like stars is ultimately tied to stellar rotation – and more specifically – differential rotation (Noyes *et al.* 1984; Donahue *et al.* 1996). Both activity and rotation among Sun-like stars are observed to decay with isochronal age (e.g. Wilson 1963; Skumanich 1972; Soderblom *et al.* 1991). As an illustration of this, in Fig. 1 (left) we plot chromospheric activity $\log R'_{\text{HK}}$ vs. color for the Sun and members of age-dated clusters (Mamajek & Hillenbrand 2008). Using our large modern database of activity and age estimates, we find shortcomings among all previous activity-age relations. The new fit to the cluster and field star activity-age data is shown as a solid line in Fig. 1 (right):

$$\log \tau = -38.053 - 17.912 \log R'_{\text{HK}} - 1.6675 \log (R'_{\text{HK}})^2 \quad (2.1)$$

As is obvious from the leftside figure of Fig. 1, there are color-dependent effects which force us to dismiss a simple activity-age relationship as an oversimplification. Simply using this activity-age polynomial can provide age estimates of $\sim \pm 0.25$ dex or 60% accuracy (1σ ; uncertainties come from investigating the scatter in inferred ages among coeval cluster or binary samples), however color-dependent systematic effects will be present. Mamajek & Hillenbrand (2008) were unable to find a simple way to parameterize age as a function of activity and color which simultaneously satisfied the available cluster, binary,

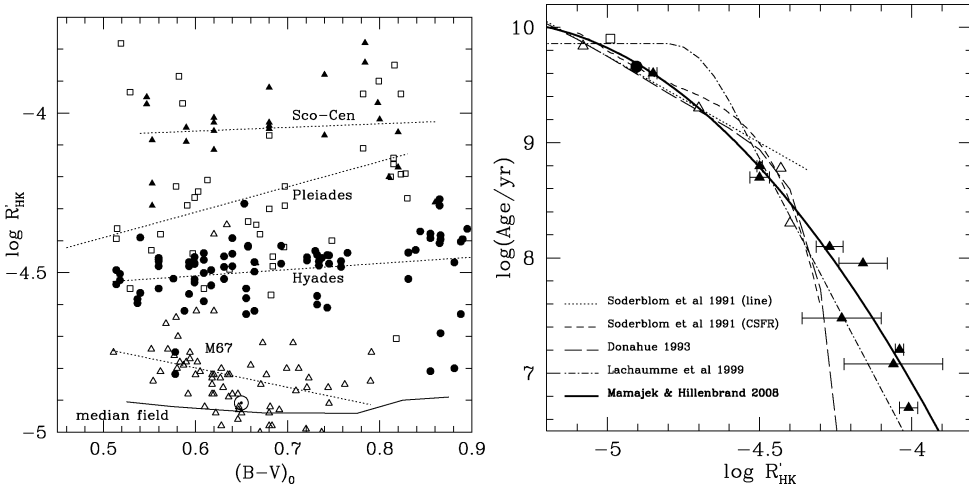


Figure 1. *Left:* Intrinsic B-V color vs. chromospheric activity index $\log R'_{HK}$ for members of age-dated clusters and the Sun (from Mamajek & Hillenbrand 2008). Sco-Cen members are typically $\sim 5\text{--}17$ Myr old (filled triangles), the Pleiades are ~ 130 Myr old (open squares), the Hyades are ~ 625 Myr old (filled circles), and M67 is ~ 4 Gyr old (open triangles; see Mamajek & Hillenbrand 2008, and references therein). The median $\log R'_{HK}$ value for field dwarfs as a function of $(B-V)_0$ is plotted. *Right:* Color-independent activity-age relationships from previous studies and Mamajek & Hillenbrand (2008). The best fit to the cluster data and a sample of isochronally-dated older field dwarfs is $\log(\tau/\text{yr}) = -38.053 - 17.912 \log R'_{HK} - 1.6675 \log R'^2_{HK}$ (solid line). However cluster and binary $\log R'_{HK}$ data suggests that one needs to allow for color-dependence. This is best taken into account by converting $\log R'_{HK} \rightarrow$ rotation \rightarrow age via the Rossby number and a gyrochronology relation.

and field star datasets. But there is hope in the form of the activity-rotation correlation (e.g. Noyes *et al.* 1984) and the gyrochronology relations (Barnes 2007).

2.2. Ages from chromospheric activity via rotation

Theoretical models exist for explaining the decay of rotation speeds among solar-type stars due to angular momentum loss via magnetized winds and changes in the moment of inertia of the star (Kawaler 1988). Some of the model parameters are poorly constrained, (e.g. mass loss, magnetic field geometry), but large rotation period datasets for clusters can be used to constrain the parameters (Irwin, this volume). Empirically, however, one can fit a series of simple curves in color-period-age space. These “gyrochronology” curves introduced by Barnes (2007) and improved upon by Mamajek & Hillenbrand (2008) can be used to derive ages from rotation rates with statistical accuracy of order $\sim 15\%$. For the solar-type dwarfs, Mamajek & Hillenbrand (2008) fit a gyrochronology relation for period P in days and age t in Myr:

$$P(B-V, t) = (0.407 \pm 0.021) [(B-V)_o - 0.495 \pm 0.010]^{0.325 \pm 0.024} (t/\text{Myr})^{0.566 \pm 0.008} \quad (2.2)$$

Rotation rate can be tied to dynamo strength via the Rossby number (R_o), which is observationally defined as the rotation period divided by an estimate of the local convective turnover time just above the convective-radiative boundary (τ_c ; e.g. Noyes *et al.* 1984). Using the best available data for solar-type dwarfs, Mamajek & Hillenbrand (2008) find the strong correlation between the Rossby number and chromospheric activity for “normal” and “inactive” $\sim F7\text{--}K2$ dwarfs ($\log R'_{HK} < -4.35$) to be:

$$\log R'_{HK} = -4.522 - 0.337(R_o - 0.814) \quad (2.3)$$

Through applying the conversion activity \rightarrow rotation \rightarrow age via the Rossby number and gyrochronology, an analysis of (presumably) coeval stars in resolved binaries and star clusters suggests that the derived ages have precision of $\sim\pm 0.1\text{--}0.2$ dex ($\sim 25\text{--}50\%$; 1σ). By combining a gyrochronology relation with the $\log R'_{\text{HK}}$ -Rossby number correlation, one can predict chromospheric activity as a function of color and age for solar-type dwarfs (“gyrochromochrones”; Fig. 2). When combining the activity vs. rotation and rotation vs. age relations, it becomes apparent that for a given chromospheric activity level $\log R'_{\text{HK}}$, the late F-type and early G-type stars are systematically younger than the late G-type and early K-type stars. In the future, it will be prudent to take into account the effects of metallicity in Fig. 2, and produce isochrones in mass-metallicity-activity.

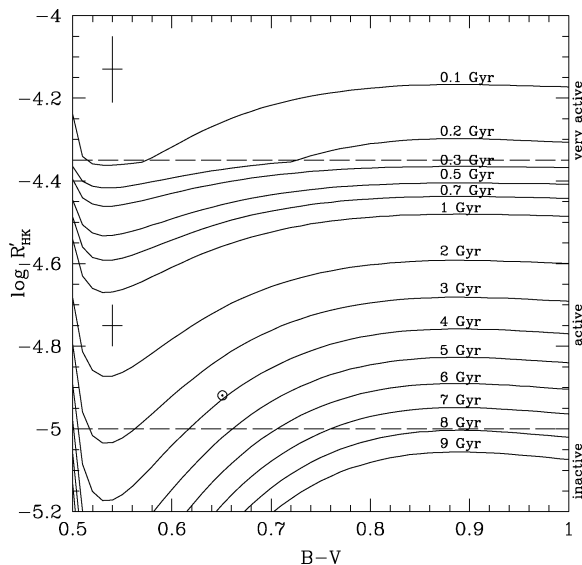


Figure 2. Predicted chromospheric activity levels as a function of age (“gyrochromochrones”), from combining the age-rotation relations (Eqn. 2.2) with the rotation-activity relations (Eqn. 2.3 for age >100 Myr). Typical uncertainty bars are shown in the very active and active regimes, reflecting the r.m.s. in the Rossby number-activity fits, and typical photometric errors. The behavior of the gyrochromochrones at the blue end (i.e. the obvious upturn) is not well-constrained, and is particularly sensitive to the c parameter in the gyrochronology fits. Figure from Mamajek & Hillenbrand (2008).

2.3. Coronal X-rays as an age indicator

It is clear that one can estimate useful stellar ages for solar-type dwarfs from rotation periods (e.g. Barnes 2007), however rotation periods are currently difficult to measure in large numbers for all but the most active, starspotted stars (although periods can be inferred from long-term monitoring of chromospheric emission; Donahue *et al.* 1996). For these older stars lacking rotation periods, of order $\sim 10^{3.5}$ solar-type field dwarfs have chromospheric activity measurements (predominantly from large surveys by e.g. Henry *et al.* 1996; Wright *et al.* 2004; Gray *et al.* 2006) to help us estimate their ages. However, another larger, and mostly untapped, stellar activity database exists for age estimation: X-ray fluxes.

Using *ROSAT* soft X-ray (0.2-2.4 keV) fluxes, Sterzik & Schmitt (1997) demonstrated that coronal X-ray activity ($\log(L_X/L_{\text{bol}}) = \log R_X$) scales with chromospheric activity $\log R'_{\text{HK}}$ over ~ 4 orders of magnitude in $\log R_X$ and ~ 1 order of magnitude in $\log R'_{\text{HK}}$.

Mamajek & Hillenbrand (2008) improved the correlation through including more high- and low-activity stars, and provided an improved quantification of this correlation for solar-type dwarfs:

$$\log R'_{HK} = (-4.54 \pm 0.01) + (0.289 \pm 0.015) (\log R_X + 4.92) \quad (2.4)$$

with an r.m.s. scatter of 0.06 in $\log R'_{HK}$. The inverse relation is:

$$\log R_X = (-4.90 \pm 0.04) + (3.46 \pm 0.18) (\log R'_{HK} + 4.53) \quad (2.5)$$

with an r.m.s. of 0.19 dex ($\sim 55\%$) in $\log R_X$. Equation 2.5 is statistically consistent with the relation found by Sterzik & Schmitt (1997), but our uncertainties are $\sim 2\times$ smaller.

As with the chromospheric activity, there is a strong correlation between coronal X-ray activity and rotation via the Rossby number:

$$R_o = (0.86 \pm 0.02) - (0.79 \pm 0.05) (\log R_X + 4.83) \quad (2.6)$$

This best fit appears to be useful over ~ 4 orders of magnitude in $\log R_X$ ($-7 < \log R_X < -4$). The fit is similar to the linear-log fit quoted by Hempelmann *et al.* (1995), but is severely at odds with the oft-cited $\log R_X$ vs. $\log R_o$ fit quoted by Randich *et al.* (1996). Hence, one can relate X-ray fluxes to rotation periods via the Rossby number (typically ~ 0.25 1σ accuracy in R_o), and estimate ages from the periods via a gyrochronology relation. The typical spread in $\log R_X$ as a function of age is ± 0.4 dex (1σ) and should be factored into the age uncertainty. It appears that a few hundred second X-ray snapshot with an X-ray satellite can be used to predict the multi-decadal average value of $\log R'_{HK}$ to within ± 0.1 (1σ) accuracy (minimum age precision $\sim 30\text{--}50\%$). A star with X-ray emission similar to that of the Sun can be seen out to ~ 15 pc in the ROSAT All-Sky Survey, and younger, more active stars can be seen to larger distances. Using X-ray emission measured by the ROSAT All-Sky Survey, one should (in principle) be able to derive useful ages for $\sim 10^{2-3}$ solar-type field dwarfs in the solar neighborhood.

The very active stars ($\log R'_{HK} > -4.35$; $\log R_X > -4.0$) have negligible correlation between rotation and activity (i.e. the “saturated” regime). So while setting upper limits to ages might be fruitful in the saturated regime, quoting exact ages appears not to be.

3. Implications for nearby Sun-like field dwarfs

What we have constructed are useful empirical relations between stellar measurements, which when combined, yield a parameter more difficult to measure: age. In future work, we would like to understand the physics underlying these empirical relations in terms of how it constrains stellar dynamo theory (e.g. Montesinos *et al.* 2001) and the evolution of stellar angular momentum (e.g. Kawaler 1988). For the time being, let us use our new and improved rotation-activity-age tools to see what their implications are.

We have already seen that the evolution of activity appears to be fairly color/mass-dependent among solar-type dwarfs (Fig. 2), contrary to previous studies which employed a color/mass-independent activity-age correlation. As a first use of our activity \rightarrow rotation \rightarrow age calibrations, we constructed a histogram of the chromospheric activity-derived ages for a volume-limited ($d < 16$ pc) sample of the nearest 108 solar-type dwarfs to the Sun \dagger . A table of the names, parallaxes, B-V colors, $\log R'_{HK}$ values, absolute magnitudes, spectral types, and inferred ages for the sample stars is given in Table 13 of Mamajek

\dagger The ages for these nearest solar-type dwarfs will be of astrobiological interest for proposed missions designed to image and take spectra of extrasolar terrestrial planets, like the TPF and Darwin (Kaltenegger *et al.* 2007) and New Worlds Observer (Cash *et al.* 2005)

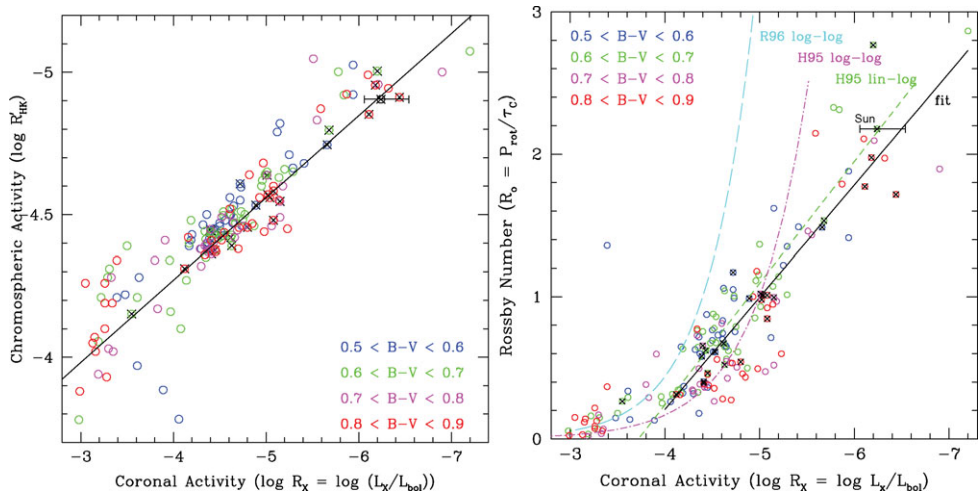


Figure 3. *Left:* $\log R_X$ vs. $\log R'_{HK}$ for solar-type dwarfs with known rotation periods and chromospheric and X-ray activity levels (from Mamajek & Hillenbrand 2008). Stars from Donahue *et al.* (1996) and Baliunas *et al.* (1996) with well-determined periods also have dark Xs and conveniently provide an X-ray unbiased sample via the *ROSAT* All-Sky Survey. Shaded color bins are illustrated in the legend. The Solar X-ray and $\log R'_{HK}$ datum is described in Mamajek & Hillenbrand (2008). *Right:* $\log R_X$ vs. Rossby number R_o for stars in our sample of solar-type stars with known rotation periods and chromospheric and X-ray activity levels (from Mamajek & Hillenbrand 2008). Donahue-Baliunas stars with well-determined periods also have dark Xs. Previously published R_X vs. R_o fits are drawn: *cyan long-dashed line* is a log-log fit from Randich *et al.* (1996), *magenta dot-dashed line* is a log-log fit from Hempelmann *et al.* (1995), and the *green dashed line* is a linear-log fit from Hempelmann *et al.* (1995). Our new log-linear fit for stars in the range $-7 < \log R_X < -4$ is the *solid dark line*, consistent with the Hempelmann linear-log relation. Saturated X-ray emission ($\log R_X > -4$) is consistent with $R_o < 0.5$.

& Hillenbrand (2008). We plot the fruits of this effort as a histogram of inferred ages in Figure 4. The histogram can not be directly interpreted as a “star-formation history” at this time, as we have not accounted for the effects of kinematic disk-heating, the loss of some older stars due to stellar evolution (given the constraint that the “dwarf” stars must lie within 1 mag of the main sequence), and the effects of metallicity on the sample. As these effects will mostly conspire to skew our conclusions regarding the old end of the histogram (i.e. evolved and/or metal-poor and/or high-velocity stars), we focus on the stars younger than the Sun. First, we note that when a simple activity \rightarrow age relation is adopted, one sees a pronounced dip in the age histogram at age ~ 2 -3 Gyr, right in the region of the “Vaughan-Preston gap” (Vaughan & Preston 1980). One one derives age using the recommended activity \rightarrow rotation \rightarrow age (via the Rossby number and revised gyrochronology relations), one gets a much flatter age distribution between 0-6 Gyr. As our color-magnitude selection biases should have negligible impact on the age distribution of these young to middle-aged dwarfs, it appears that the histogram is *consistent with a more-or-less flat star-formation history over the past ~ 5 Gyr or so*. The histogram is in disagreement with assertions in previous historical studies (e.g. Barry 1988, which used an activity-age relation) which concluded that there has been a recent enhancement of the stellar birth-rate in the past ~ 1 Gyr, which followed a lower birth-rate ~ 2 -3 Gyr ago. Applying our age-estimation methods to a larger sample of the nearest solar-type stars out to ~ 25 -40 pc should place our conclusions on firmer statistical footing.

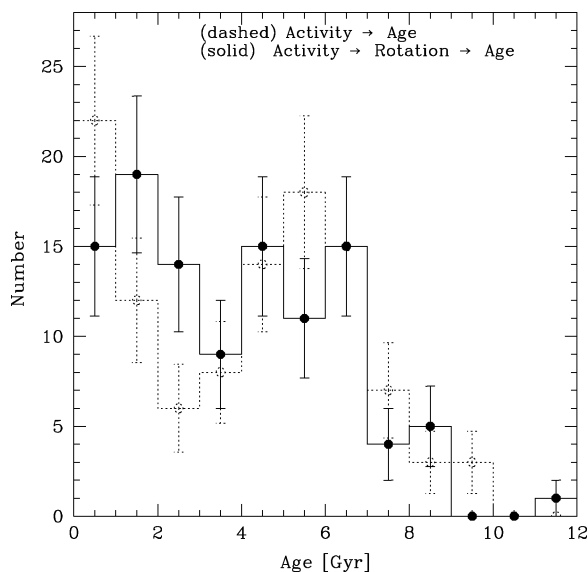


Figure 4. Histogram of inferred ages for the nearest 108 solar-type dwarfs (F7-K2V) within 16 pc (from Mamajek & Hillenbrand 2008). *Dashed histogram* is for ages inferred directly from chromospheric activity using equation 3. *Solid histogram* is for ages derived from converting activity $\log R'_{\text{HK}}$ to rotation period, then converting rotation period and color to age via the Rossby number and revised gyro relation.

These techniques should also be prove valuable for more accurately assessing the ages of extrasolar planetary systems (Mamajek & Slipski, in prep.) and dusty debris disk systems (Hillenbrand *et al.*, in prep.).

Acknowledgements

The author collaborated with Lynne Hillenbrand on much of the material presented for this talk (presented in Mamajek & Hillenbrand 2008), and acknowledges helpful conversations with D. Soderblom, J. Stauffer, and M. R. Meyer.

References

- Ayres, T. R. 1997, *Jnl. Geophys. Res.*, 102, 1641
 Baker, J., Bizzarro, M., Wittig, N., Connelly, J., & Haack, H. 2005, *Nature*, 436, 1127
 Baliunas, S., Sokoloff, D., & Soon, W. 1996, *ApJ*, 457, L99
 Barnes, S. A. 2007, *ApJ*, 669, 1167
 Barrado y Navascués, D., Stauffer, J. R., & Jayawardhana, R. 2004, *ApJ*, 614, 386
 Barry, D. C. 1988, *ApJ*, 334, 436
 de Bruijne, J. H. J., Hoogerwerf, R., & de Zeeuw, P. T. 2001, *A&A*, 367, 111
 Cash, W., Kasdin, J., Seager, S., & Arenberg, J. 2005, *Proc. SPIE*, 5899, 274
 Donahue, R. A., Saar, S. H., & Baliunas, S. L. 1996, *ApJ*, 466, 384
 Eggenberger, P., *et al.* 2004, *A&A*, 417, 235
 Gray, R. O., *et al.* 2006, *AJ*, 132, 161
 Güdel, M. 2007, *Living Reviews in Solar Physics*, 4, 3
 Hempelmann, A., *et al.* 1995, *A&A*, 294, 515
 Henry, T. J., Soderblom, D. R., Donahue, R. A., & Baliunas, S. L. 1996, *AJ*, 111, 439
 Houdek, G. & Gough, D. O. 2008, *IAU Symposium*, 252, 149
 Kaltenecker, L., Traub, W. A., & Jucks, K. W. 2007, *ApJ*, 658, 598
 Kawaler, S. D. 1988, *ApJ*, 333, 236

- Mamajek, E. E., Barrado y Navascués, D., Randich, S., Jensen, E. L. N., Young, P. A., Miglio, A., & Barnes, S. A. 2008, 14th Cambridge Workshop on Cool Stars, Stellar Systems, and the Sun, 384, 374
- Mamajek, E. E. & Hillenbrand, L. A. 2008, *ApJ*, 687, 1264
- Montesinos, B., Thomas, J. H., Ventura, P., & Mazzitelli, I. 2001, *MNRAS*, 326, 877
- Mosser, B., *et al.* 2008, *A&A*, 488, 635
- Nordström, B., *et al.* 2004, *A&A*, 418, 989
- Noyes, R. W., *et al.* 1984, *ApJ*, 279, 763
- Randich, S., Schmitt, J. H. M. M., Prosser, C. F., & Stauffer, J. R. 1996, *A&A*, 305, 785
- Skumanich, A. 1972, *ApJ*, 171, 565
- Soderblom, D. R., Duncan, D. K., & Johnson, D. R. H. 1991, *ApJ*, 375, 722
- Sterzik, M. F. & Schmitt, J. H. M. M. 1997, *AJ*, 114, 1673
- Takeda, G., *et al.* 2007, *ApJS*, 168, 297
- Thévenin, F., *et al.* 2002, *A&A*, 392, L9
- Valenti, J. A. & Fischer, D. A. 2005, *ApJS*, 159, 141 (VF05)
- Vaughan, A. H. & Preston, G. W. 1980, *PASP*, 92, 385
- Walter, F. M. & Barry, D. C. 1991, *The Sun in Time*, 633
- Wilson, O. C. 1963, *ApJ*, 138, 832
- Wright, J. T., Marcy, G. W., Butler, R. P., & Vogt, S. S. 2004, *ApJS*, 152, 261

Discussion

D. SODERBLUM: First, maybe it's a coincidence, but the line for Rossby number = 1 runs right down the middle of the "Vaughan-Preston gap," and that may explain the build-up of stars at $\log R'_{\text{HK}} = -4.5$. Second, have you compared activity ages to isochrones ages? When I do I see zero correlation.

E. MAMAJEK: Rossby number = 1 depends on the choice of convective overturn time, which differs by a factor of a few among the models. I adopted those from Noyes *et al.* (1984). The scatter between ages from activity or gyrochronology and those from isochrones (Valenti & Fischer 2005) is large; however, Valenti has suggested that Takeda *et al.* (2007) ages are to be preferred, but I have not yet compared to those.

F. WALTER: The Rossby number is a convenient way to sweep a lot of our ignorance about convection under the rug (or at least into a single parameter). How well do we really understand convective turnover timescales in convective stars, and how might this uncertainty affect the details of your activity-age relations?

E. MAMAJEK: Modelers have evaluated convective turnover times differently – primarily at different depths with respect to the base of the convection zone – but there appears to be broad agreement in the *relative* turnover times for main sequence stars as a function of mass. Combining the theoretical turnover times with the observed rotation and activity data shows that a strong correlation between Rossby number and activity exists over a wide range of parameter space for solar-type dwarfs when one uses MLT models with $\alpha = 1.9$ (see Noyes *et al.* 1984 and Montesinos *et al.* 2001). Deriving rough ages for solar-type dwarfs using activity is then supported by two empirical correlations: the activity-rotation relation (via the Rossby number) and the rotation-age relation (gyrochronology; see talk by S. Barnes).