

Turbulence drag modulation by dispersed droplets in Taylor–Couette flow: the effects of the dispersed phase viscosity

Cheng Wang¹, Lei Yi¹, Linfeng Jiang¹ and Chao Sun^{1,2,†}

¹Center for Combustion Energy, Key Laboratory for Thermal Science and Power Engineering of Ministry of Education, Department of Energy and Power Engineering, Tsinghua University, Beijing 100084, PR China

²Department of Engineering Mechanics, School of Aerospace Engineering, Tsinghua University, Beijing 100084, PR China

(Received 26 July 2022; revised 10 October 2022; accepted 5 November 2022)

The dispersed phase in turbulence can vary from almost inviscid fluid to highly viscous fluid. By changing the viscosity of the dispersed droplet phase, we experimentally investigate how the deformability of dispersed droplets affects the global transport quantity of the turbulent emulsion. Different kinds of silicone oil are employed to result in the viscosity ratio, ζ , ranging from 0.53 to 8.02. The droplet volume fraction, ϕ , is varied from 0% to 10% with a spacing of 2%. The global transport quantity, quantified by the normalized friction coefficient $c_{f,\phi}/c_{f,\phi=0}$, shows a weak dependence on the turbulent intensity due to the vanishing finite-size effect of the droplets. The interesting fact is that, with increasing ζ , $c_{f,\phi}/c_{f,\phi=0}$ first increases and then saturates to a plateau value which is similar to that of the rigid particle suspension. By performing image analysis, this drag modification is interpreted from the point of view of droplet deformability, which is responsible for the breakup and coalescence effect of the droplets. The statistics of the droplet size distribution show that, with increasing ζ , the stabilizing effect induced by interfacial tension becomes substantial and the pure inertial breakup process becomes dominant. The measurement of the droplet distribution along the radial direction of the system shows a bulk-clustering effect, which can be attributed to the non-negligible coalescence effect of the droplet. It is found that the droplet coalescence effect could be suppressed as ζ increases, thereby affecting the contribution of interfacial tension to the total stress, and accounting for the observed emulsion rheology.

Key words: multiphase flow, turbulent convection, rotating turbulence

† Email address for correspondence: chaosun@tsinghua.edu.cn

1. Introduction

Droplets dispersed in flows – an omnipresent multiphase flow also referred to as an emulsion – involve complex interactions between phases and abundant dynamics of the dispersed phase. Despite their widespread existence in industrial applications (Spernath & Aserin 2006; McClements 2007; Kilpatrick 2012), current emulsion studies, including but not limited to the macroscopic emulsion rheology and microscopic droplet statistics, are still limited, particularly for turbulent emulsions.

The rheology of an emulsion is frequently characterized by the effective viscosity, μ_e , in analogy with that of a rigid particle suspension. The rheology of a rigid particle suspension has been extensively discussed since the pioneering works of Einstein (Einstein 1906, 1911), who proposes a linear function of the effective viscosity concerning the volume fraction of the dispersed phase (i.e. ϕ). Although this relation has been extrapolated to the semi-dilute regime by considering a higher-order term $O(\phi^2)$ (Batchelor & Green 1972*a,b*), empirical expression is still the only feasible method to predict μ_e in the dense regime (von Eilers 1941; Krieger & Dougherty 1959; Guazzelli & Pouliquen 2018). In addition, the previous relations were obtained based on a vanishing Reynolds number and may fail to capture the physics when the flow becomes turbulent. For example, it has been reported that, both in emulsions (Pal 2000; Yi, Toschi & Sun 2021) and particle suspensions (Adams, Frith & Stokes 2004; Wang *et al.* 2022), the effective viscosity of the system shows a shear-thinning/thickening behaviour in a turbulent flow. In fact, emulsions are significantly different from rigid particle suspensions. Many unique features of emulsions/droplets are absent in particle suspensions, such as the free-slip boundary condition, deformability, breakup and coalescence. The effects of coalescence on the rheology of emulsions have been investigated in De Vita *et al.* (2019) by introducing an Eulerian force to prevent droplet merging. In their work, the presence of coalescence could reduce the effective viscosity of the system by reducing the total surface of the dispersed phase, while the effective viscosity of the system is always greater than unity when the coalescence is inhibited. Since the total surface is proportional to the amount of energy transport (Crialesi-Esposito *et al.* 2022; Schneiderbauer & Saedipour 2022), neglecting droplet mergers can lead to erroneous predictions (De Vita *et al.* 2019). To bridge the gap between droplets and rigid particles, many efforts have been devoted to revealing the physics of the rheology using, for example, viscoelastic spheres (Avazmohammadi & Castañeda 2015; Rosti, Brandt & Mitra 2018; Ye, Shen & Li 2019) and deformable disks (Rosti & Brandt 2018; Verhille 2022). Overall, further studies are needed to explore the behaviours of emulsion rheology, especially in turbulent environments.

The counterparts of turbulent emulsion rheology from the microscopic point of view are the mean droplet size, the droplet size distributions (DSDs) and the interactions between droplets, which highly depend on the flow configuration and the droplet property. One of the simplest cases was first addressed by Kolmogorov (1949) and Hinze (1955) characterizing droplets of low volume fraction dispersed in homogeneous and isotropic turbulence (HIT). By balancing the surface tension force and turbulent energy fluctuation, Hinze (1955) proposes a critical Weber number $We_c \sim O(1)$ beyond which droplet breakup occurs, and further, the maximum droplet diameter that can stably exist (i.e. Hinze scale) is derived as

$$d_H = \frac{We_c}{2} \left(\frac{\rho_c}{\sigma} \right)^{-3/5} \epsilon^{-2/5}, \quad (1.1)$$

where ρ_c is the density of the continuous phase, σ is the interfacial tension and ϵ is the energy dissipation rate. The typical value of We_c given by Hinze is 0.725. Studies have

validated this relation in bubbly (Chan *et al.* 2021; Masuk, Salibindla & Ni 2021) and emulsion (Mukherjee *et al.* 2019; Bakhuis *et al.* 2021; Yi *et al.* 2021) flows. However, the work of Hinze is based on the assumptions that the coalescence effects and the viscous dissipation are negligible, which are unfulfilled when the droplet volume fraction is high or the viscosity of both phases is non-negligible (as in the present work). Roccon *et al.* (2017) perform simulations to investigate the effects of viscosity on droplet breakup and coalescence and show that, as an increase of surface tension does, the breakup rate is suppressed with increasing the droplet viscosity, resulting in reduced droplet numbers and increased mean droplet size. In their work, Roccon *et al.* (2017) show that the Hinze relation is valid only if the droplets are less viscous than the continuous phase, i.e. when breakup essentially dominates the dynamics. Studies have also reported that the Hinze theory can be valid to some extent for specific flow configurations with inhomogeneity, such as the shear-homogeneous turbulence reported in Rosti *et al.* (2019), where pure homogeneity is lost due to a net mean flow. Nevertheless, most correlations are obtained in isotropic turbulent conditions, while the roles of turbulence inhomogeneity and anisotropy remain unknown (Crales-Esposito *et al.* 2022). One example is that the values of We_c could depart from the Hinze relation (i.e. $We_c \sim O(1)$) and vary from 1 to 12, depending on the employed fluids and the flow configuration (Roccon *et al.* 2017). More specifically, the presence of boundary layers could provide new mechanisms for droplet formation, rendering the theory obtained in HIT conditions unavailable. Yi *et al.* (2022) find that in Taylor–Couette (TC) flows, the Kolmogorov–Hinze theory obtained in HIT conditions fails to account for the formation of small droplets since the energy dissipation rate in the bulk is too weak. Using the Levich theory for inhomogeneous turbulent flow (Levich 1962), they reveal that the droplet fragmentation occurs within the boundary layer and is controlled by the dynamic pressure caused by the gradient of the mean flow.

As a consequence of the breakup and coalescence, the DSD is fundamental to the understanding of the droplet dynamics. Recently, Crales-Esposito *et al.* (2022) report that the DSDs in HIT follow the $d^{-3/2}$ and $d^{-10/3}$ scalings, respectively, for droplets smaller and larger than d_H , which have also been found in previous studies of bubbles (Deane & Stokes 2002; Rivière *et al.* 2021). Other previous numerical studies of emulsions could not resolve small droplets and study in detail the interfacial dynamics due to the use of diffuse-interface methods. Consequently, only the $d^{-10/3}$ scaling for larger droplets is qualitatively reported (Mukherjee *et al.* 2019; Soligo, Roccon & Soldati 2019). However, the DSDs could exhibit distinctive trends when the flow becomes anisotropic, corresponding to different mechanisms of droplet formation. In the work of Yi *et al.* (2021), the experimental dataset of DSDs obtained in turbulent TC flow, where strong flow anisotropy exists, is well fitted by log-normal distributions, suggesting that, according to the authors, the droplet formation is primarily controlled by the fragmentation process. Yi *et al.* (2021) also find that the DSDs could be fitted by a gamma distribution (Villermaux, Marmottant & Duplat 2004; Villermaux 2007) but left as an open question which fitting function is a better description of the DSDs. In general situations, the DSDs may not agree with any above-mentioned concise distributions when the droplet viscosity takes the principal role. For example, De Hert & Rodgers (2017) find that, by changing the droplet viscosity, the DSDs could transform from a monomodal to a bimodal distribution and broadens as the small droplets become smaller and the large ones larger. In their work, the DSDs in the case of high droplet viscosity are found to be fitted by a combination of two independent gamma distributions, while few insights have been gained to uncover the underlying physical mechanism.




Figure 1. (a) Sketch of the experiment set-up. The droplet density is matched with the ethanol–water solution by changing the volume fraction of ethanol of the ethanol–water mixture. The images of the droplets between the gap are recorded from the side and the front view. The system temperature is maintained at $T = 22 \pm 0.1 \text{ }^\circ\text{C}$ by a circulating bath. (b) Snapshots of the droplet morphology at $\dot{\gamma} = 125 \text{ s}^{-1}$. The value of ζ is depicted in each panel. Upper row for $\phi = 2\%$ and lower row for $\phi = 4\%$.

To summarize, in most of the previous studies, the rheology of turbulent emulsion is mainly discussed in the low-Reynolds-number regime and few have measured the global transport quantity. On the other hand, the investigation of droplet statistics is mainly limited to a negligible coalescence effect and HIT condition, which may lose their validity when the flow becomes anisotropic or the droplet property is changed.

The main goal of the work is to measure the effect of droplets on the global transport quantity of turbulence. In the present work, the droplet deformability (and the associated droplet coalescence and fragmentation) is altered by changing the viscosity of the droplet. By using TC flow, the global transport quantity (torque) is accurately measured, allowing us to examine the links between the global transport quantity and the local statistics of droplets (the DSDs and the droplet distribution along the radial direction of the system).

2. Experiment set-up

The experiments are performed in a TC facility, as shown in figure 1(a), which has also been used in previous work (Wang *et al.* 2022). The radii of the inner and outer cylinder are $r_i = 25 \text{ mm}$ and $r_o = 35 \text{ mm}$, and the height of the inner cylinder is $L = 75 \text{ mm}$. A circulating bath maintains the system temperature at $T = 22 \pm 0.1 \text{ }^\circ\text{C}$. In experiments, the outer cylinder is fixed, while the inner cylinder is rotated. A torque sensor is used to measure the overall torque of the inner cylinder. The control parameter of TC flow is the shearing rate defined as

$$\dot{\gamma} = \frac{\omega_i r_i}{r_o - r_i}, \tag{2.1}$$

where ω_i is the angular velocity of the inner cylinder. Alternatively, another general parameter to quantify the turbulent intensity is the Reynolds number, Re , which for the TC flow can be defined as

$$Re = \frac{\rho_c (r_o - r_i)^2 \dot{\gamma}}{\mu_c}, \tag{2.2}$$

where μ_c is the dynamic viscosity of the continuous phase. Since Re depends on μ_c , it varies when the viscosity of the dispersed droplet changes as we need to match the density. In this work, we mainly use the shear rate, $\dot{\gamma}$, to quantify the turbulent intensity.

Case	ρ_d (g cm ⁻³)	μ_d (mPa s)	α	ρ_c (g cm ⁻³)	μ_c (mPa s)	σ (mN m)	ζ
1	0.818	0.79	91.5 %	0.817	1.48	—	0.53
2	0.873	1.94	75.0 %	0.872	2.16	5.70	0.90
3	0.915	4.71	54.3 %	0.916	2.73	6.25	1.73
4	0.935	9.57	44.4 %	0.934	2.69	6.38	3.56
5	0.950	19.5	34.8 %	0.951	2.43	8.67	8.02

Table 1. Parameters of the continuous and dispersed phases. Here, ρ , μ are the density and viscosity with the subscripts d and c denoting the disperse and continuous phase, respectively, α is the volume fraction of ethanol in the ethanol–water solution used to match the oil density and σ is the interfacial tension.

The end-plate effect that comes from the secondary vortices generated at the end plates (Bagnold 1954; Hunt *et al.* 2002) has been considered, and the torque is calibrated using the same method in Wang *et al.* (2022). Here, only the torque due to the sidewall of the inner cylinder (TC flow), τ , is used, which can be non-dimensionalized as

$$G = \frac{\tau}{2\pi L(\mu_c/\rho_c)^2}, \quad (2.3)$$

where ρ_c is the density of the continuous phase.

Silicone oils with different viscosities are employed to study the effects of droplet viscosity on the turbulence drag modulation, yielding another dimensionless parameter, i.e. the viscosity ratio defined as

$$\zeta = \frac{\mu_d}{\mu_c}, \quad (2.4)$$

where μ_d is the viscosity of the dispersed phase. As has been done in previous work (Wang *et al.* 2022), the torque measurements are performed for each volume fraction of droplets, ϕ , from 0 % to 10 % with a spacing of 2 %, to compare the different effects of rigid particles and droplets on the turbulence modulation. The details of the parameters of both phases are summarized in table 1.

The viscosities of both phases are measured using a rheometer at $T = 22^\circ\text{C}$, while the density of the continuous phase (ethanol–water solution) used to match the droplet density is interpolated with the data from Khattab *et al.* (2012) at $T = 22^\circ\text{C}$. In figure 2 we report the regime of the control parameters explored in the present work. Note that the silicone oil of low viscosity (case-1 in this work) could slightly dissolve in ethanol. Therefore, for case-1, we pre-dissolve the oil into the ethanol–water solution until it is saturated, afterward, the exact amount of oil of the experimental cases is dispersed into the saturated oil–ethanol–water solution. The deformability of droplets in turbulence can be connected to the Weber number and the capillary number, which can be defined as

$$We = \frac{\rho_c u_b^2 d_p}{\sigma} = \frac{\rho_c d_p}{\sigma} \left(\frac{0.2(r_o^2 - r_i^2)\dot{\gamma}}{r_i} \right)^2, \quad (2.5)$$

$$Ca = \frac{\mu_c d_p \dot{\gamma}}{\sigma}, \quad (2.6)$$

where σ is the interfacial tension, d_p the mean droplet diameter and $u_b \simeq 0.2\omega_i(r_i + r_o)$ the bulk velocity of the flow (Grossmann, Lohse & Sun 2016; Ezeta *et al.* 2018).

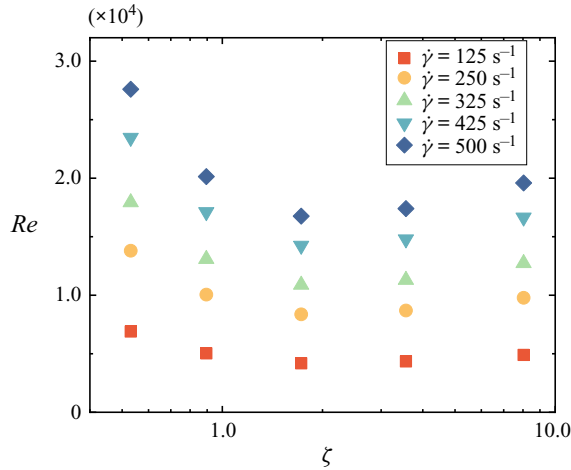


Figure 2. The regimes of the control parameters investigated in the present work. For a fixed shear rate $\dot{\gamma}$, Re is varied for different ζ due to the different concentration ratios of the ethanol–water solutions used to match the droplet density.

In order to gain insights into the droplet statistics, two cameras are used to record the statistics of dispersed droplets from the front and the side views. Limited by the high volume fraction of droplets, the droplet size and the droplet distribution along the radial direction of the system are manually detected. For details of the method of image analysis, readers are referred to previous works (Yi *et al.* 2021; Wang *et al.* 2022). The image analysis, including the droplet morphologies in figure 1(b) and the distributions in figures 7 and 8, is only carried out at $\phi = 2\%$ and 4% for cases 2–5. While for the higher volume fractions of droplets (in this work $\phi = 6\%$, 8% , 10%), the droplets occupy the entire field of view and the system becomes opaque, consequently the droplets cannot be detected. For case-1 ($\zeta = 0.53$), the droplets are too small to be captured. Figure 1(b) shows an example of the snapshots of droplet morphology for different ζ and ϕ in the system.

3. Results

3.1. The overall drag modification

In this section, we study the overall drag modification by changing the turbulent intensity and the viscosity of the dispersed droplet phase. The skin friction drag of the TC system is evaluated by the friction coefficient, c_f (Van Gils *et al.* 2011; Wang *et al.* 2022), which is defined as

$$c_{f,\phi} = \frac{(1 - r_i/r_o)^2}{\pi(r_i/r_o)^2} \frac{G}{Re^2}. \tag{3.1}$$

Based on the definitions, it can be noticed that $G \sim \mu^{-2}$ and $Re \sim \mu^{-1}$. Therefore, the friction coefficient defined as $c_f \sim G/Re^2$ is not explicitly dependent on the viscosity, but only implicitly depends on viscosity through the torque embedded in G . The friction coefficient will not be affected if the flow properties (such as Re and G) are computed using a general form of viscosity (e.g. $\mu = (1 - \phi)\mu_c + \phi\mu_d$). To emphasize the magnitude of the drag modification induced by dispersed droplets, the friction coefficient of the emulsions is normalized by that of the corresponding single-phase flow, i.e. the

Drag modification by dispersed droplets

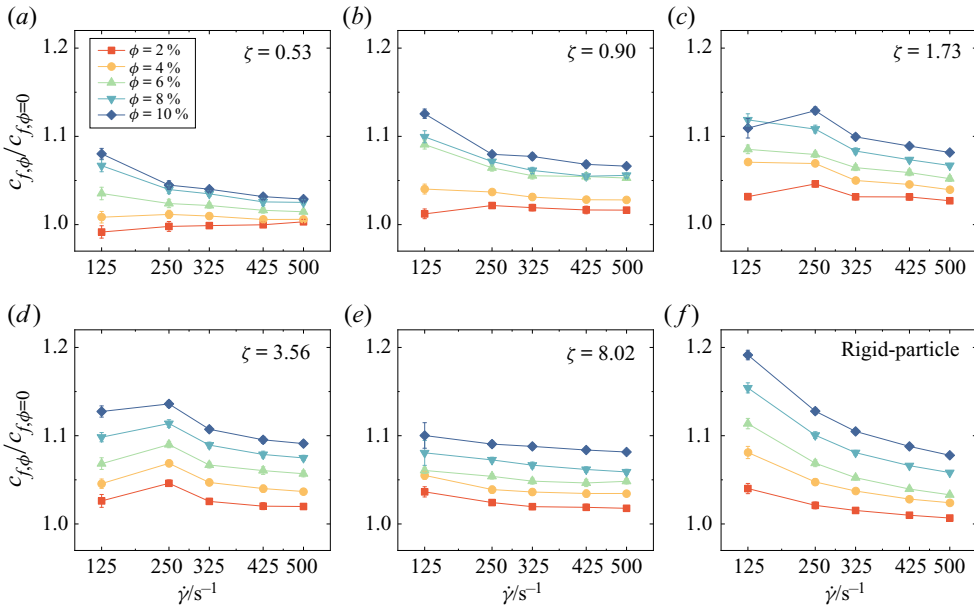


Figure 3. The normalized friction coefficients of the TC system, $c_{f,\phi}/c_{f,\phi=0}$, for different ζ . The value of ζ is shown in each panel, and panel (f) shows the data for rigid spherical particles taken from Wang *et al.* (2022). The accuracy of the experiments is indicated by the error bars, which are typically less than 1%.

ethanol–water solution. The normalized friction coefficient, $c_{f,\phi}/c_{f,\phi=0}$, is shown in figure 3.

We first look into the effect of turbulent intensity, $\dot{\gamma}$ (or, Re), on the drag modulation, $c_{f,\phi}/c_{f,\phi=0}$, induced by droplets with fixed ζ . As shown in figure 3(a,b), $c_{f,\phi}/c_{f,\phi=0}$ of droplets with $\zeta < 1$ monotonically decreases with increasing $\dot{\gamma}$ (or, Re) in a general way, and shows a weak $\dot{\gamma}$ (or, Re) dependence when compared with the rigid particles shown in figure 3(f). As the droplet viscosity increases to $\zeta > 1$ (figure 3c,d), it can be seen that $c_{f,\phi}/c_{f,\phi=0}$ is somehow damped for the case of the smallest $\dot{\gamma}$ (or, Re). This could be the result of the under-developed turbulent flow in the system at this moderate turbulent intensity (Grossmann *et al.* 2016; Wang *et al.* 2022). For the rest of the turbulent intensities (i.e. higher $\dot{\gamma}$ or Re) in figure 3(c,d), $c_{f,\phi}/c_{f,\phi=0}$ monotonically decreases with increasing $\dot{\gamma}$ (or, Re), but still shows weaker trends than the case of rigid particles. For even higher ζ (figure 3e), $c_{f,\phi}/c_{f,\phi=0}$ shows a plateau for various $\dot{\gamma}$ (or, Re) and seems to depend only on the volume fraction of the droplets. This may be due to the turbulence suppression caused by highly viscous dispersed droplets. In this case, the magnitude of the drag modulation could be mainly affected by the contribution of the surface tension, which is proportional to the volume fraction of the droplets (De Vita *et al.* 2019). The weak $\dot{\gamma}$ (or, Re) dependence could be interpreted by looking into the finite-size effect of the droplet, which can be connected to the particle Reynolds number, Re_p , and Stokes number, St ,

$$Re_p = \frac{\rho_c u_b d_p}{\mu_c} = \frac{\rho_c d_p}{\mu_c} \frac{0.2(r_o^2 - r_i^2)\dot{\gamma}}{r_i}, \quad (3.2)$$

$$St = \frac{\rho_p d_p^2}{18\rho_f [(r_o^2 - r_i^2)r_i(r_o - r_i)]^{1/2}} (GRe)^{1/2}. \quad (3.3)$$

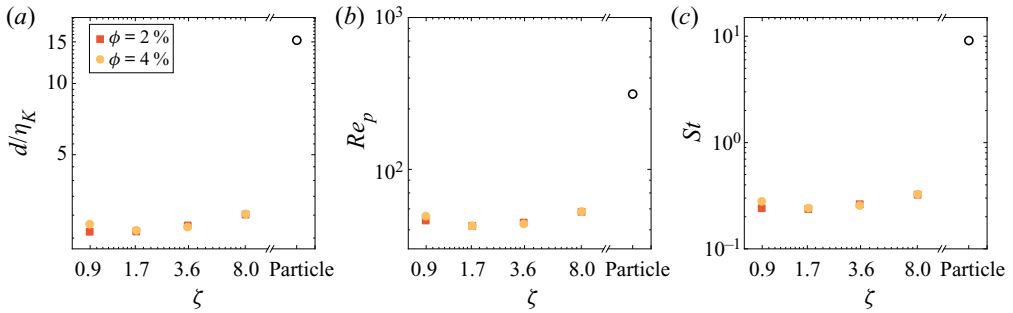


Figure 4. (a) The dependence of (a) d_p/η_K , (b) Re_p and (c) St on the ζ at $\dot{\gamma} = 125 \text{ s}^{-1}$. The results for rigid particles (black hollow symbols) taken from Wang *et al.* (2022) are also shown for comparison.

Figure 4 presents Re_p and St along with d_p normalized by the dissipation length scale, $\eta_K = (\nu^3/\epsilon)^{1/4}$, where ν is the kinematic viscosity of the continuous phase, and ϵ is the total energy dissipation rate of the flow defined as $\epsilon = \tau\omega_i/(\pi\rho L(r_o^2 - r_i^2))$ (van den Berg *et al.* 2007). For the droplets, one can see that $d_p/\eta_K \simeq 2$ for various ζ , resulting in both a Re_p and St much smaller than that of the rigid finite-size particle in our previous study. Given that Re_p and St in this work are around 50 and 0.3 (see figure 4(b,c), respectively), the droplets behave like fluid tracers (Toschi & Bodenschatz 2009; Grossmann *et al.* 2016; Mathai, Lohse & Sun 2020; Brandt & Coletti 2022), and modify the turbulence mainly by altering its volume fraction (Voth & Soldati 2017), accounting for the ϕ -dependence of $c_{f,\phi}/c_{f,\phi=0}$. As Re increases, the droplet size decreases as $d_p \sim Re^{-6/5}$ (Yi *et al.* 2021), giving $Re_p \sim Re^{-0.2}$ and $St \sim Re^{-1.9}$. Therefore, the finite-size effect of droplets becomes negligible at high Re in the current turbulent TC system, in accordance with the weak Re -dependence of $c_{f,\phi}/c_{f,\phi=0}$ for various ζ .

It is worth mentioning that, for different ζ , whether it is smaller than or larger than 1, $c_{f,\phi}/c_{f,\phi=0}$ is always larger than unity, indicating that, in the current system, dispersed oil droplets always increase the overall drag of the system regardless of their viscosity. This persistent drag increase may be counter-intuitive, as one might expect the dispersed phase with low viscosity to induce a drag reduction by reducing the effective viscosity of the system. However, it has been shown in De Vita *et al.* (2019) that, by introducing the extra interfacial tension and the viscous stress, the presence of droplets could provide a comparable, or even larger, contribution to the total stress than the reduced stress in the continuous phase. As for the dispersed droplets with high viscosity, the overall drag of the system is enhanced although the turbulent intensity might be suppressed. This could be understood since the turbulence attenuation is not necessary to correspond to an overall drag reduction and *vice versa*, as suggested in our previous work (Wang *et al.* 2022). Here, we note that the stress increases of turbulent emulsions mainly come from the interfacial tension and the viscous stress of the dispersed droplets, whereas that for the rigid particle suspension is the frictional contact between solid surfaces to compensate for the reduction in fluid turbulent stress. Therefore, for turbulent emulsions in TC turbulence within the current parameter regimes, the global transport efficiency, i.e. the overall drag of the system, is always increased by introducing dispersed droplets into the system. Future studies are needed to explore in broader regimes the behaviour of the drag modification induced by dispersed droplets.

We next investigate how the drag modulation induced by droplets changes as ζ increases for fixed turbulent intensity. In figure 5 we show the information of figure 3 in the form of

Drag modification by dispersed droplets

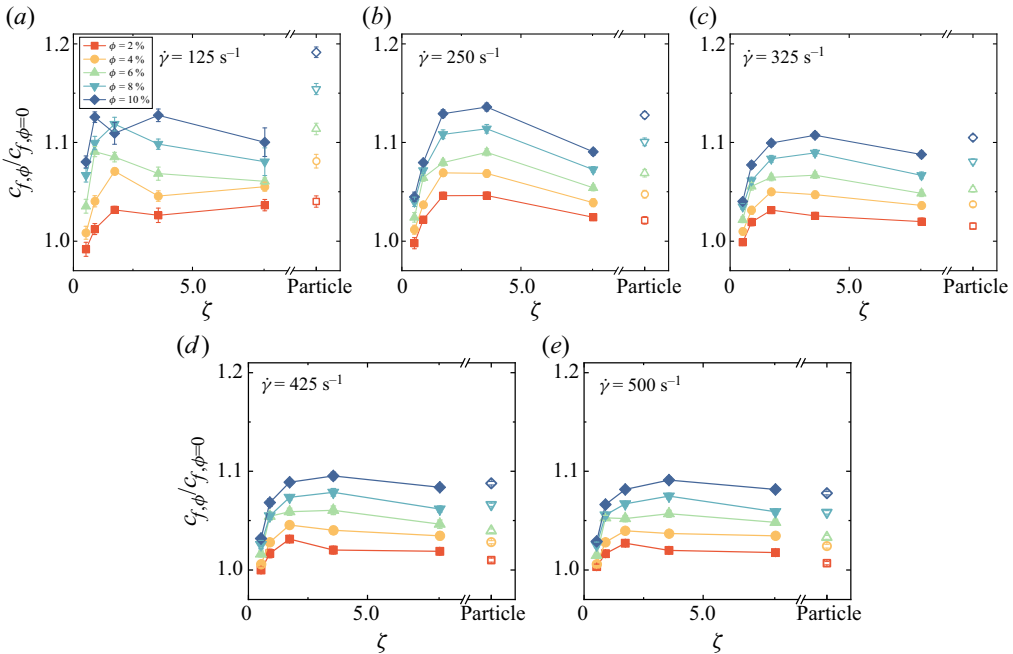


Figure 5. The dependence of $c_{f,\phi}/c_{f,\phi=0}$ on ζ for different shear rates. The value of $\dot{\gamma}$ is shown in each panel. The results for rigid particles (hollow symbols) taken from Wang *et al.* (2022) are also shown for comparison.

$c_{f,\phi}/c_{f,\phi=0} \sim \zeta$. For a fixed $\dot{\gamma}$, $c_{f,\phi}/c_{f,\phi=0}$ first increases with increasing ζ , which could be attributed to the attenuated coalescence at higher ζ , and consequently results in an increase of the surface tension contribution, and therefore, a higher effective viscosity (De Vita *et al.* 2019). However, once ζ exceeds a critical value (in the current work, $1.7 \leq \zeta_c \leq 3.8$), $c_{f,\phi}/c_{f,\phi=0}$ of the droplets approaches a plateau value. One could notice that this plateau value of $c_{f,\phi}/c_{f,\phi=0}$ for droplets is smaller than that for the case with rigid finite-size particles at small Re or $\dot{\gamma}$ (figure 5a), while when the flow is highly turbulent ($Re \sim O(10^4)$), as shown in figure 5(c–e), the difference between the turbulent emulsion and the particle suspension becomes negligible. This could be due to the decreasing significance of the contribution of the particulate phase to the total stress at high Re (Wang *et al.* 2022). Note that, when the Re or $\dot{\gamma}$ is relatively small, the turbulence may be suppressed with dispersing droplets of high viscosity (Crales-Esposito *et al.* 2022), thus accounting for the drag reduction that occurs at moderate ζ (figure 5a,b). Nevertheless, the similarity between the drag of emulsions and rigid particle suspensions increases with increasing ζ , which could be, as shown in later sections, due to the suppressed droplet deformability at higher ζ . Based on the current results, one reasonable speculation could be that the difference in the global transport (drag) of a turbulent emulsion system and a rigid particle suspension would become even smaller on further increasing ζ in a turbulent TC system. Of course, more studies in wider parameter regimes will be needed to draw a concrete conclusion on this issue.

3.2. Droplet size distribution

As discussed above, the drag of the turbulent emulsion shows a ζ -dependence which could be connected to the droplet deformability. To dive into the ζ -dependence of the droplet

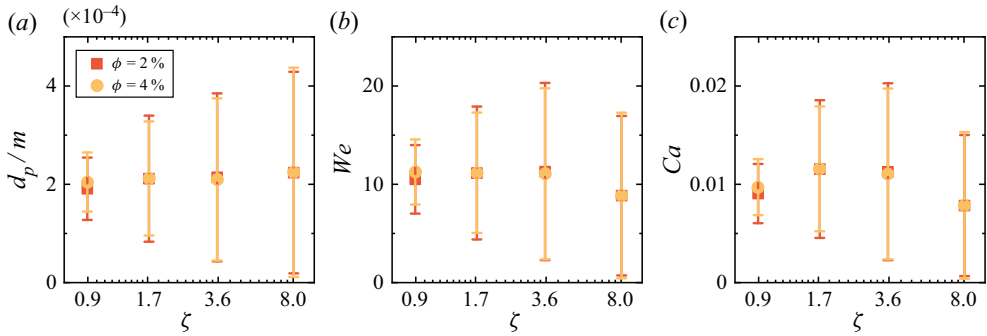


Figure 6. The dependence of (a) the mean droplet diameter, (b) We and (c) Ca on ζ at $\dot{\gamma} = 125 \text{ s}^{-1}$. The error bars in (a) indicate the interval of standard deviation of the DSD (i.e. $d_p \pm \sigma$). The upper (lower) bound of the error bars shown in (b,c) indicate the values of We and Ca corresponding to the upper (lower) bound of the droplet size shown in (a).

microstructure and its relationship with the $c_{f,\phi}/c_{f,\phi=0}$, we look into the DSDs obtained from image analysis. Here, we perform image analysis at the smallest Re (or $\dot{\gamma}$) for $\phi = 2\%$ and 4% . One may have noticed that the data quality of drag modulation is better when the flow is highly turbulent (e.g. figure 5d,e) as the turbulence may be not well developed at small Re (or $\dot{\gamma}$). Intuitively, performing image analysis at high Re (or $\dot{\gamma}$) could be better to reveal the physics, which unfortunately cannot be attained in the current work. Since the droplet size decreases with respect to Re in $d_p \sim Re^{-6/5}$ (Yi *et al.* 2021), this means that at high Re (or $\dot{\gamma}$) the droplet borders will soon become undetectable to the cameras. In the current experiments, at the smallest Re (or $\dot{\gamma}$) the droplet borders can be well captured, while at higher Re (or $\dot{\gamma}$), the droplet morphology from the front view becomes unclear and the droplet locations cannot be distinguished from the side view. Additionally, the trend of drag modulation at the smallest Re (or $\dot{\gamma}$) and $\phi = 2\%$, 4% (figure 5a) shows a similar behaviour to that of higher Re (or $\dot{\gamma}$), i.e. a two-stage evolution process. Therefore, we also note that the image analysis obtained at small Re (or $\dot{\gamma}$) could provide valuable information for the understanding of the flow at higher Re (or $\dot{\gamma}$). The relatively poor data quality of drag modulation at higher ϕ in figure 5(a) could be attributed to the turbulence suppression induced by the highly viscous dispersed phase of high volume fraction.

Figure 6(a) shows that the mean droplet diameter weakly depends on ζ and ϕ , while the size range strongly increases as the ζ increases. Based on the mean droplet diameter and its standard deviations, We and Ca defined by (2.5) and (2.6) are obtained, and the results are shown in figure 6(b,c). In principle, We and Ca decrease with increasing ζ , suggesting that the deformability is suppressed for droplets with high viscosity. As one can see from figure 6(a), as ζ increases, the maximum droplet size increases, and the probability of finding large droplets becomes higher, which is confirmed by the snapshots presented in figure 1(b) and in accordance with the conclusions in Cialesi-Esposito *et al.* (2022).

To find out how the viscosity ratio affects the droplet breakup and coalescence, in figure 7 we also show the best fit $d^{-3/2}$ and $d^{-10/3}$ scaling relations of each panel next to the experimental data. It has been reported that, in both bubbly flow (Rivière *et al.* 2021) and emulsion flow (Cialesi-Esposito *et al.* 2022) in HIT conditions, the DSD shows a $d^{-3/2}$ scaling when $d < d_H$, which could be due to the increasing importance of the surface tension effect for small bubbles/droplets (Deane & Stokes 2002); while when $d > d_H$, the DSDs are well described by the $d^{-10/3}$ scaling, which was first proposed by Garrett, Li & Farmer (2000) and later verified by Deane & Stokes (2002). Here, d_H is the

Drag modification by dispersed droplets

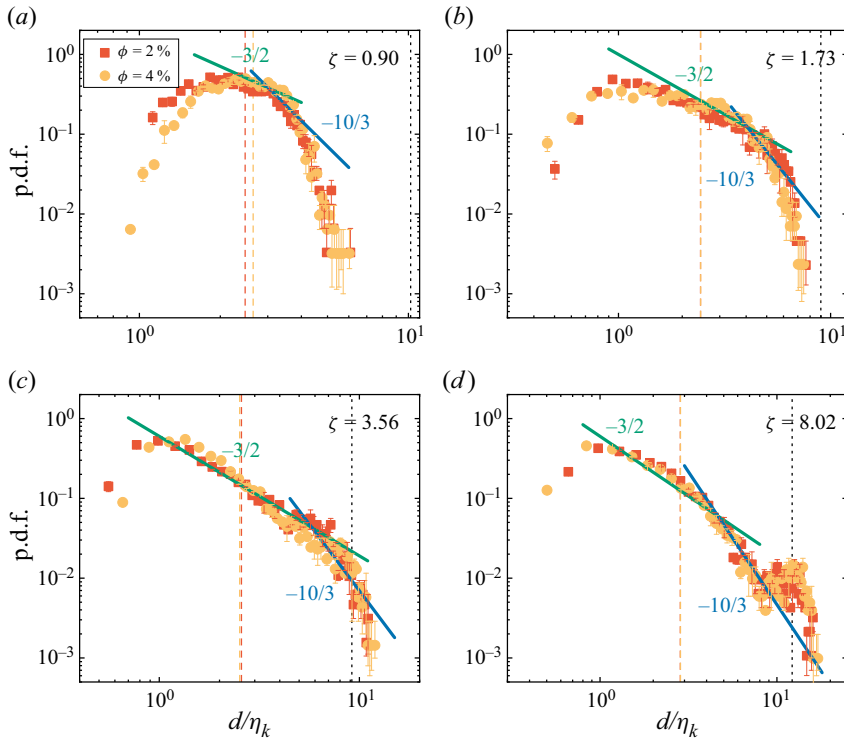


Figure 7. The DSDs for different viscosity ratios at $\dot{\gamma} = 125 \text{ s}^{-1}$. The value of ζ is shown in each panel. The droplet sizes are normalized by the dissipation length scale η_K of each single-phase flow. The coloured vertical dashed lines denote the mean droplet size for $\phi = 2\%$ and $\phi = 4\%$, respectively (same colour code as the DSDs). The black vertical dotted line indicates the Hinze scale for each case. The statistical errors are indicated by the error bars. The scaling relation $d^{-3/2}$ (green) and $d^{-10/3}$ (blue) are shown for comparison. Note that the expressions of the scaling relation are different in each panel.

Hinze scale defined as the maximum droplet diameter that can stably exist in turbulent emulsions. The $d^{-10/3}$ scaling could be derived with the assumption that the large bubble ($d > d_H$) experiences a purely initial breakup process at a rate depending on the dissipation rate ϵ and the rate of supply of the dispersed phase.

As shown in figure 7(a), the DSDs rapidly deviate from the $d^{-10/3}$ scaling at the large size range due to the non-negligible coalescence effects at this small ζ . For small droplet size, the $d^{-3/2}$ scaling could only capture the distribution to some extent in a narrow range, hinting that the interfacial tension effect might be activated for only a limited population of small droplets; the DSDs rapidly fall off when the droplet size further decreases, which might be due to the finite precision of image analysis and failure to capture the droplets with extremely small sizes. This could be the reason that the DSDs shown in figure 7(a) agree with Mukherjee *et al.* (2019) in the range of small sizes. In the studies of Mukherjee *et al.* (2019), a $d^{-10/3}$ scaling for large droplets ($d > d_H$) is reported, although the droplets of small size ($d < d_H$) are prone to dissolution and could not be resolved due to the limitation of the employment of diffuse-interface methods. As suggested by the simulation results from Crialesi-Esposito *et al.* (2022), the $d^{-3/2}$ scaling might still be valid for the significantly small droplets, which unfortunately could not be resolved in the current experiments.

On the other hand, with increasing ζ , the experimental data exhibit stronger coincidences with both scalings. In particular, for the cases of the two largest viscosity ratios (figure 7*c,d*), the DSDs could be generally described by these two scaling relations with a transition point at around $d/\eta_K \simeq 5 \sim 6$. The pronounced consistency between the DSDs and the $d^{-10/3}$ scaling at larger ζ suggests that the assumption proposed by Garrett *et al.* (2000) might be fulfilled in turbulent emulsions when the droplets are highly viscous, i.e. the large bubbles/droplets may experience a pure initial breakup process. Note that, at this relatively low shear rate ($\dot{\gamma} = 125 \text{ s}^{-1}$), the droplets with high viscosity could be hard to break into pieces and may remain in the initial states, therefore accounting for the secondary peak appearing at the large size in figure 7(*d*). As for the small droplets at larger ζ (see figure 7*c,d*), the DSDs principally follow the behaviour described by the $d^{-3/2}$ scaling. This could be understood considering that, in the present work, the droplet with large ζ possesses large surface tension, which could prevent the small droplets from merging into larger ones, thus maintaining the $d^{-3/2}$ scaling in this dynamic equilibrium system.

Given the definition of the Hinze scale (d_H) in (1.1), we can easily obtain the Hinze scale for various cases, by taking ϵ as the total energy dissipation rate of the flow, as mentioned above. As shown in figure 7, unlike the cases in HIT conditions (Deane & Stokes 2002; Mukherjee *et al.* 2019; Soligo *et al.* 2019; Rivière *et al.* 2021; Criallesi-Esposito *et al.* 2022), the scale of the transition point is not in line with d_H (the black dotted line), and in fact is smaller than d_H . As suggested by Mukherjee *et al.* (2019) in HIT conditions, the length scale at which the DSDs transition into the $d^{-10/3}$ scaling could be predicted by that at which inertia and surface tension become comparable. Therefore, it sounds reasonable that the length scale of transition in HIT conditions can be approximated by the Hinze scale, which is defined by balancing the surface tension force and turbulent energy fluctuation.

However, the situation is different for TC turbulence where strong inhomogeneity and anisotropy exist. It has been recently reported that, in TC flows (Yi *et al.* 2022), the fluctuation in the bulk is too weak to generate droplets of the observed size. Instead, it was proposed that the droplet fragmentation occurs within the boundary layers and is controlled by the dynamic pressure caused by the gradient of the mean flow, which can be accounted for using the Levich theory for inhomogeneous turbulent flow (Levich 1962). This could partially be the reason that, in the present work, the scales of the transition point are smaller than the Hinze scale. For HIT flow, before the DSDs turn to $d^{-10/3}$ scaling behaviour, the $d^{-3/2}$ scaling for the small droplets is supposed to extend to the scale of d_H , where the surface tension can no longer sustain the large droplet under fragmentation by the turbulent fluctuations, while for TC flow, droplet fragmentation could occur within the boundary layers, where the fluctuations are much stronger than in the bulk region. In the spirit of Hinze theory, i.e. $d \sim \sigma^{3/5} \epsilon^{-2/5}$ (see also (1.1)), the increase in the turbulent fluctuations (and therefore the increase in the dissipation rate ϵ) would lead to the decrease in the critical length scale of stability for droplets of given surface tension. Hence, the droplets in TC flow could become unstable at a smaller size than that in HIT flow, resulting in an earlier transition to $d^{-10/3}$ scaling before the scale of d_H . It should be noted that the experimental data reported here follow both scalings only in narrow ranges, typically less than one decade. As we mentioned above, the extension of $d^{-3/2}$ scaling to the extremely small size in this work is mainly limited by the experimental techniques to resolve extremely small droplets. While for the $d^{-10/3}$ scaling, its indistinct emergence could be attributed to the small size of the limited domain in the present work, which prohibits the emergence of large droplets. Additionally, Re in this work is still in

a moderate regime, which might result in a relatively large dissipation length scale and thereby suppress the emergence of $d^{-10/3}$ scaling in the range of large scale. It is expected to further verify these two scalings in the future in broader ranges of size by improving the set-up or increasing the turbulent intensity.

So far, one could picture the physical process of the breakup and coalescence of droplets depending on the droplet deformability. (i) Droplets with small ζ possess higher deformability, promoting large deformation occurring under the turbulent shear. In this case, the coalescence effect is of comparable importance to the breakup effect and therefore is non-negligible. (ii) Droplets with large ζ are hard to shear to deformation by the turbulence. Once the large droplets exposed to the large shear stress ($\tau \sim \rho u'^2 d$) are broken, part of the daughter droplets could be stabilized by the strong interfacial tension. This lack of unstable small droplets results in a reduction of the significantly small and large droplets, as confirmed by the ends of the DSDs shown in [figure 7\(c,d\)](#). The shortage of large droplet formation indicates that the coalescence effect becomes negligible, or in other words, the large droplets experience an initial breakup process as assumed by Garrett *et al.* (2000). At the end of this section, we return to the subject of uncovering the connection between DSDs and emulsion drag ($c_{f,\phi}/c_{f,\phi=0}$). The vanishing of the coalescence effect at higher ζ , as demonstrated by the DSDs analysis, gives rise to an increase of the total surface area. Therefore, the increasing trend of $c_{f,\phi}/c_{f,\phi=0}$ concerning ζ results from the increase of the interfacial tension contribution to the total stress, as discussed in the previous section. When the interfacial tension effect becomes strong enough to maintain the droplet shape as ζ further increases, the droplets are hard to deform and behave in a way like a rigid body, accounting for the approaching of $c_{f,\phi}/c_{f,\phi=0}$ of emulsions to that of rigid particle suspensions at large ζ .

3.3. Droplet distribution along the radial direction of the system

It has been found that the magnitude of drag modification is connected to the preferential clustering in rigid particle suspensions (Calzavarini *et al.* 2008; Wang *et al.* 2022) and bubbly flows (Colin, Fabre & Kamp 2012; van Gils *et al.* 2013; Maryami *et al.* 2014; Alm eras *et al.* 2017; Mathai *et al.* 2018). Using a camera mounted on the side of the system, the droplet distribution along the radial direction of the system can be obtained and analysed by analogy with a rigid particle suspension. Since the droplet volume fractions are high, the droplet locations are manually detected at the smallest Re (or $\dot{\gamma}$), where the droplet can be well detected, as mentioned before. The results are shown in [figure 8](#). Although the droplets are almost spherical (see [figure 1b](#)), they show a preferential clustering in the bulk region, which has been reported in previous studies (Hudson 2003; Roccon *et al.* 2017; Crialesi-Esposito *et al.* 2022) and can be attributed to the combined effect of wall migration and shear-induced diffusion of droplets.

Compared with rigid spherical particles, the droplets distribute even more towards the centre of the system and are in line with the results in previous numerical studies (De Vita *et al.* 2019; Cannon *et al.* 2021), where they report a migration towards the wall by prohibiting the droplet coalescence by applying a collision force. As ζ increases the droplet distribution migrates towards the walls as the coalescence effect is increasingly suppressed. Instead of near the walls, the droplets show stronger clustering in the bulk than the rigid particles, partly being the reason that $c_{f,\phi}/c_{f,\phi=0}$ of the emulsion flow is smaller than that of the suspension of rigid particles since the larger drag is connected to the near-wall clustering (Wang *et al.* 2022).

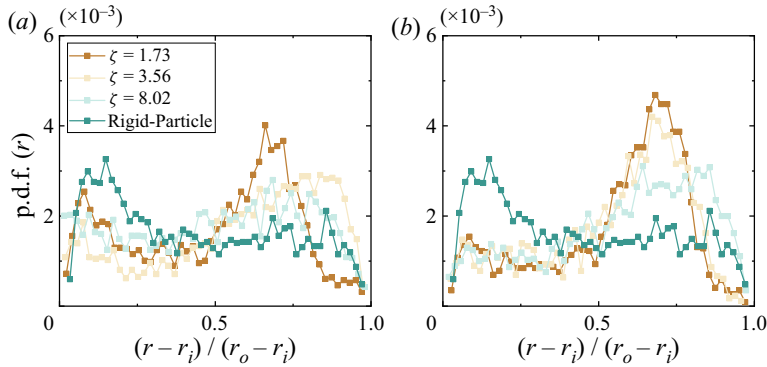


Figure 8. The droplet distribution along the radial direction of the system for (a) $\phi = 2\%$ and (b) $\phi = 4\%$ at $\dot{\gamma} = 125\text{ s}^{-1}$. The distribution of rigid spherical particles taken from Wang *et al.* (2022) is depicted for comparison.

4. Conclusion

The effects of the droplet viscosity on the turbulent emulsion rheology (global transport quantity) and on the DSD are experimentally investigated in TC turbulent flow. Based on density matching, the current system is governed by three dimensionless parameters, i.e. the viscosity ratio between two phases ($0.53 \leq \zeta \leq 8.02$), the Reynolds number ($4.2 \times 10^3 \leq Re \leq 2.8 \times 10^4$) and the droplet volume fraction ($0\% \leq \phi \leq 10\%$). The drag of the emulsion is quantified by the normalized friction coefficient, $c_{f,\phi}/c_{f,\phi=0}$, to emphasize the magnitude of the drag variation induced by dispersed droplets.

It is found that, within the current investigated parameter regime, $c_{f,\phi}/c_{f,\phi=0}$ is always larger than unity. The fact that the dispersed droplets always result in an increase of the drag over that of the corresponding single-phase flow could be induced by the extra interfacial tension contribution of the droplets. For a fixed ζ , the droplet emulsions show a weaker Re -dependence than the rigid particle suspensions reported by Wang *et al.* (2022) due to its vanishing finite-size effect and being in a tracer-like regime. Given this, the effects of droplets on the system drag mainly depend on the total surface area of the dispersed phase and are thus proportional to the volume fraction of droplets. This could account for the positive ϕ -dependence of the system drag. On the other hand, $c_{f,\phi}/c_{f,\phi=0}$ with respect to ζ shows two different stages of evolution. In the first stage, $c_{f,\phi}/c_{f,\phi=0}$ is positively associated with ζ , which, as evidenced by the analysis of the DSDs, is attributed to the suppression of the coalescence effect as ζ increases, therefore resulting in the increase of the total surface area. However, when ζ increases beyond a critical value (here $1.7 \leq \zeta_c \leq 3.8$), $c_{f,\phi}/c_{f,\phi=0}$ appears to be saturated at a plateau value depending on the turbulent intensity, which is almost equal to that of rigid particle suspensions.

In order to provide insights into the physics of the observed drag modification, we perform image analysis to access the DSDs and the droplet distributions along the radial direction of the system. The mean droplet diameter is found to be almost independent of ζ and ϕ , while the droplet size range increases with increasing ζ . The droplet formation mechanism is discussed by comparing the experimental data of DSDs with the $d^{-3/2}$ and $d^{-10/3}$ scalings. With increasing ζ , the $d^{-3/2}$ scaling is principally identified for droplets with small size, hinting that the interfacial tension might become strong enough to sustain the droplet stability. While for the large-size droplets, the DSDs are generally captured by the $d^{-10/3}$ scaling, which implies the coalescence could be neglected and the droplets

may experience a purely inertial breakup process. In this work, it is found that the scale of the transition point of the two scalings is smaller than the Hinze scale. This could be the result of the inhomogeneity and anisotropy of the TC turbulence since the droplets might be fragmented by the fluctuation within the boundary layer. In addition, the droplet distribution along the radial direction of the system at small Re shows a bulk preferential clustering, accounting for the smaller drag amplification of emulsion than the rigid particle suspension. The droplet distribution migrates towards the wall with increasing ζ , leading to the same conclusion as the analysis of the DSDs that the coalescence effects are suppressed when the droplets are highly viscous. Currently, the image analysis can be performed only at small $\dot{\gamma}$ (or Re), which sheds limited light on the cases of high $\dot{\gamma}$ (or Re). In addition, the information of the carrier flow fails to be measured due to the interference caused by the droplets of high volume fraction. Further studies are needed to explore the highly turbulent regimes and the carrier flow in depth.

Acknowledgements. We thank F. Toschi, D. Lohse, and S. Huisman for insightful discussions over the years, and L. Wang for his assistance with the experiments.

Funding. This work was supported by the National Natural Science Foundation of China under grant no. 11988102 and 91852202, and the Tencent Foundation through the XPLOER PRIZE.

Declaration of interests. The authors report no conflict of interest.

Author ORCIDs.

 Cheng Wang <https://orcid.org/0000-0002-6470-7289>;

 Lei Yi <https://orcid.org/0000-0002-0247-4600>;

 Linfeng Jiang <https://orcid.org/0000-0003-0779-7924>;

 Chao Sun <https://orcid.org/0000-0002-0930-6343>.

REFERENCES

- ADAMS, S., FRITH, W.J. & STOKES, J.R. 2004 Influence of particle modulus on the rheological properties of agar microgel suspensions. *J. Rheol.* **48** (6), 1195–1213.
- ALMÉRAS, E., MATHAI, V., LOHSE, D. & SUN, C. 2017 Experimental investigation of the turbulence induced by a bubble swarm rising within incident turbulence. *J. Fluid Mech.* **825**, 1091–1112.
- AVAZMOHAMMADI, R. & CASTAÑEDA, P.P. 2015 The rheology of non-dilute dispersions of highly deformable viscoelastic particles in Newtonian fluids. *J. Fluid Mech.* **763**, 386–432.
- BAGNOLD, R.A. 1954 Experiments on a gravity-free dispersion of large solid spheres in a Newtonian fluid under shear. *Proc. R. Soc. Lond. A* **225** (1160), 49–63.
- BAKHUIS, D., EZETA, R., BULLEE, P.A., MARIN, A., LOHSE, D., SUN, C. & HUISMAN, S.G. 2021 Catastrophic phase inversion in high-Reynolds-number turbulent Taylor–Couette flow. *Phys. Rev. Lett.* **126**, 064501.
- BATCHELOR, G.K. & GREEN, J.T. 1972a The determination of the bulk stress in a suspension of spherical particles to order C_2 . *J. Fluid Mech.* **56** (3), 401–427.
- BATCHELOR, G.K. & GREEN, J.T. 1972b The hydrodynamic interaction of two small freely-moving spheres in a linear flow field. *J. Fluid Mech.* **56** (2), 375–400.
- VAN DEN BERG, T.H., VAN GILS, D.P.M., LATHROP, D.P. & LOHSE, D. 2007 Bubbly turbulent drag reduction is a boundary layer effect. *Phys. Rev. Lett.* **98** (8), 084501.
- BRANDT, L. & COLETTI, F. 2022 Particle-laden turbulence: progress and perspectives. *Annu. Rev. Fluid Mech.* **54**, 159–189.
- CALZAVARINI, E., CENCINI, M., LOHSE, D. & TOSCHI, F. 2008 Quantifying turbulence-induced segregation of inertial particles. *Phys. Rev. Lett.* **101** (8), 084504.
- CANNON, I., IZBASSAROV, D., TAMMISOLA, O., BRANDT, L. & ROSTI, M.E. 2021 The effect of droplet coalescence on drag in turbulent channel flows. *Phys. Fluids* **33** (8), 085112.
- CHAN, W.H.R., JOHNSON, P.L., MOIN, P. & URZAY, J. 2021 The turbulent bubble break-up cascade. Part 2. Numerical simulations of breaking waves. *J. Fluid Mech.* **912**, A43.

- COLIN, C., FABRE, J. & KAMP, A. 2012 Turbulent bubbly flow in pipe under gravity and microgravity conditions. *J. Fluid Mech.* **711**, 469–515.
- CRIALESI-ESPOSITO, M., ROSTI, M.E., CHIBBARO, S. & BRANDT, L. 2022 Modulation of homogeneous and isotropic turbulence in emulsions. *J. Fluid Mech.* **940**, A19.
- DE HERT, S.C. & RODGERS, T.L. 2017 On the effect of dispersed phase viscosity and mean residence time on the droplet size distribution for high-shear mixers. *Chem. Engng Sci.* **172**, 423–433.
- DE VITA, F., ROSTI, M.E., CASERTA, S. & BRANDT, L. 2019 On the effect of coalescence on the rheology of emulsions. *J. Fluid Mech.* **880**, 969–991.
- DEANE, G.B. & STOKES, M.D. 2002 Scale dependence of bubble creation mechanisms in breaking waves. *Nature* **418** (6900), 839–844.
- VON EILERS, H. 1941 Die viskosität von emulsionen hochviskoser stoffe als funktion der konzentration. *Kolloid. Z.* **97** (3), 313–321.
- EINSTEIN, A. 1906 Eine neue bestimmung der moleküldimensionen. *Ann. Phys.* **324** (2), 289–306.
- EINSTEIN, A. 1911 Berichtigung zu meiner arbeit: eine neue bestimmung der moleküldimensionen. *Ann. Phys.* **339** (3), 591–592.
- EZETA, R., HUISMAN, S.G., SUN, C. & LOHSE, D. 2018 Turbulence strength in ultimate Taylor–Couette turbulence. *J. Fluid Mech.* **836**, 397–412.
- GARRETT, C., LI, M. & FARMER, D. 2000 The connection between bubble size spectra and energy dissipation rates in the upper ocean. *J. Phys. Oceanogr.* **30** (9), 2163–2171.
- VAN GILS, D.P.M., GUZMAN, D.N., SUN, C. & LOHSE, D. 2013 The importance of bubble deformability for strong drag reduction in bubbly turbulent Taylor–Couette flow. *J. Fluid Mech.* **722**, 317–347.
- GROSSMANN, S., LOHSE, D. & SUN, C. 2016 High-Reynolds number Taylor–Couette turbulence. *Annu. Rev. Fluid Mech.* **48**, 53–80.
- GUAZZELLI, É. & POULIQUEN, O. 2018 Rheology of dense granular suspensions. *J. Fluid Mech.* **852**, P1.
- HINZE, J.O. 1955 Fundamentals of the hydrodynamic mechanism of splitting in dispersion processes. *AIChE J.* **1** (3), 289–295.
- HUDSON, S.D. 2003 Wall migration and shear-induced diffusion of fluid droplets in emulsions. *Phys. Fluids* **15** (5), 1106–1113.
- HUNT, M.L., ZENIT, R., CAMPBELL, C.S. & BRENNEN, C.E. 2002 Revisiting the 1954 suspension experiments of R. A. Bagnold. *J. Fluid Mech.* **452**, 1–24.
- KHATTAB, I.S., BANDARKAR, F., FAKHREE, M.A.A. & JOUYBAN, A. 2012 Density, viscosity, and surface tension of water+ ethanol mixtures from 293 to 323 k. *Korean J. Chem. Engng* **29** (6), 812–817.
- KILPATRICK, P.K. 2012 Water-in-crude oil emulsion stabilization: review and unanswered questions. *Energy Fuels* **26** (7), 4017–4026.
- KOLMOGOROV, A. 1949 On the breakage of drops in a turbulent flow. *Dokl. Akad. Nauk SSSR* **66** (5), 825–828.
- KRIEGER, I.M. & DOUGHERTY, T.J. 1959 A mechanism for non-Newtonian flow in suspensions of rigid spheres. *Trans. Soc. Rheol.* **3** (1), 137–152.
- LEVICH, V.G. 1962 *Physicochemical Hydrodynamics*. Prentice-Hall.
- MARYAMI, R., FARAHAT, S., JAVAD POOR, M. & MAYAM, M.H.S. 2014 Bubbly drag reduction in a vertical Couette–Taylor system with superimposed axial flow. *Fluid Dyn. Res.* **46** (5), 055504.
- MASUK, A.U.M., SALIBINDLA, A.K.R. & NI, R. 2021 Simultaneous measurements of deforming Hinze-scale bubbles with surrounding turbulence. *J. Fluid Mech.* **910**, A21.
- MATHAI, V., HUISMAN, S.G., SUN, C., LOHSE, D. & BOURGOIN, M. 2018 Dispersion of air bubbles in isotropic turbulence. *Phys. Rev. Lett.* **121** (5), 054501.
- MATHAI, V., LOHSE, D. & SUN, C. 2020 Bubbly and buoyant particle-laden turbulent flows. *Annu. Rev. Condens. Matter Phys.* **11**, 529–559.
- MCCLEMENTS, D.J. 2007 Critical review of techniques and methodologies for characterization of emulsion stability. *Crit. Rev. Food Sci. Nutr.* **47** (7), 611–649.
- MUKHERJEE, S., SAFDARI, A., SHARDT, O., KENJEREŠ, S. & VAN DEN AKKER, H.E.A. 2019 Droplet–turbulence interactions and quasi-equilibrium dynamics in turbulent emulsions. *J. Fluid Mech.* **878**, 221–276.
- PAL, R. 2000 Shear viscosity behavior of emulsions of two immiscible liquids. *J. Colloid Interface Sci.* **225**, 359–366.
- RIVIÈRE, A., MOSTERT, W., PERRARD, S. & DEIKE, L. 2021 Sub-Hinze scale bubble production in turbulent bubble break-up. *J. Fluid Mech.* **917**, A40.
- ROCCON, A., DE PAOLI, M., ZONTA, F. & SOLDATI, A. 2017 Viscosity-modulated breakup and coalescence of large drops in bounded turbulence. *Phys. Rev. Fluids* **2** (8), 083603.
- ROSTI, M.E. & BRANDT, L. 2018 Suspensions of deformable particles in a Couette flow. *J. Non-Newtonian Fluid Mech.* **262**, 3–11.

Drag modification by dispersed droplets

- ROSTI, M.E., BRANDT, L. & MITRA, D. 2018 Rheology of suspensions of viscoelastic spheres: deformability as an effective volume fraction. *Phys. Rev. Fluids* **3** (1), 012301.
- ROSTI, M.E., GE, Z., JAIN, S.S., DODD, M.S. & BRANDT, L. 2019 Droplets in homogeneous shear turbulence. *J. Fluid Mech.* **876**, 962–984.
- SCHNEIDERBAUER, S. & SAEEDIPOUR, M. 2022 The impact of interphase forces on the modulation of turbulence in multiphase flows. *Acta Mechanica Sin.* **38** (8), 721446.
- SOLIGO, G., ROCCON, A. & SOLDATI, A. 2019 Breakage, coalescence and size distribution of surfactant-laden droplets in turbulent flow. *J. Fluid Mech.* **881**, 244–282.
- SPERNATH, A. & ASERIN, A. 2006 Microemulsions as carriers for drugs and nutraceuticals. *Adv. Colloid Interface Sci.* **128**, 47–64.
- TOSCHI, F. & BODENSCHATZ, E. 2009 Lagrangian properties of particles in turbulence. *Annu. Rev. Fluid Mech.* **41**, 375–404.
- VAN GILS, D.P.M., HUISMAN, S.G., BRUGGERT, G.-W., SUN, C. & LOHSE, D. 2011 Torque scaling in turbulent Taylor–Couette flow with co- and counterrotating cylinders. *Phys. Rev. Lett.* **106** (2), 024502.
- VERHILLE, G. 2022 Deformability of discs in turbulence. *J. Fluid Mech.* **933**, A3.
- VILLERMAUX, E. 2007 Fragmentation. *Annu. Rev. Fluid Mech.* **39**, 419–446.
- VILLERMAUX, E., MARMOTTANT, P. & DUPLAT, J. 2004 Ligament-mediated spray formation. *Phys. Rev. Lett.* **92** (7), 074501.
- VOTH, G.A. & SOLDATI, A. 2017 Anisotropic particles in turbulence. *Annu. Rev. Fluid Mech.* **49**, 249–276.
- WANG, C., YI, L., JIANG, L. & SUN, C. 2022 How do the finite-size particles modify the drag in Taylor–Couette turbulent flow. *J. Fluid Mech.* **937**, A15.
- YE, H., SHEN, Z. & LI, Y. 2019 Interplay of deformability and adhesion on localization of elastic micro-particles in blood flow. *J. Fluid Mech.* **861**, 55–87.
- YI, L., TOSCHI, F. & SUN, C. 2021 Global and local statistics in turbulent emulsions. *J. Fluid Mech.* **912**, A13.
- YI, L., WANG, C., VAN VUREN, T., LOHSE, D., RISSO, F., TOSCHI, F. & SUN, C. 2022 Physical mechanisms for droplet size and effective viscosity asymmetries in turbulent emulsions. [arXiv:2201.07501](https://arxiv.org/abs/2201.07501).