

The Journal of Laryngology and Otology

EDITED BY
WALTER HOWARTH

WITH THE ASSISTANCE OF
W. M. MOLLISON

Contents

SUBGLOTTIC CANCER OF THE LARYNX . . . SIR STCLAIR THOMSON

BILATERAL OSSIFICATION OF THE STYLOHYOID LIGA-
MENT COMBINED WITH CERVICAL EXOSTOSES . . . J. B. CAVENAGH

CLINICAL RECORD—

REPORT ON A CASE OF FULMINATING IDIOPATHIC
AGRANULOCYTIC ANGINA OF APLASTIC TYPE . . . MAJOR W. A. D.
DRUMMOND

SOCIETIES' PROCEEDINGS—

ROYAL SOCIETY OF MEDICINE—SECTION OF LARYNGOLOGY
ROYAL SOCIETY OF MEDICINE—SECTION OF LARYNGOLOGY AND OTOTOLOGY

ABSTRACTS—

THE EAR	THE LARYNX
THE NOSE	THE BRONCHUS
THE TONSIL	MISCELLANEOUS

REVIEW OF BOOKS

GENERAL NOTES

London

Headley Brothers

109 Kingsway, W.C.2

Monthly, 4/- net post free

Annual Subscriptions 40/- net

GOLDEN SQUARE THROAT, NOSE AND EAR HOSPITAL

Near Piccadilly Circus LONDON, W.1 Gerrard 4058

HONORARY MEDICAL STAFF

SURGEONS: Mr. Lionel Colledge; Mr. F. Cunliffe Ormerod; Mr. A. R. Dingley; Mr. Gilbert H. Howells; Mr. J. F. Simpson; Mr. S. A. Beards; Mr. J. C. Hogg.

ASSISTANT SURGEONS: Mr. J. Roydon Peacock; Mr. J. P. Monkhouse; Mr. Maxwell Ellis; Mr. G. Livingstone.

PHYSICIANS: Dr. C. E. Lakin; Dr. N. L. Rusby.

NEUROLOGIST: Dr. L. R. Yealland.

PATHOLOGIST: Dr. R. B. Hervey-Wyatt.

OPHTHALMOLOGIST: Mr. F. A. Williamson-Noble.

GENERAL SURGEON: Mr. J. B. Hunter.

DENTAL SURGEON: Mr. B. Mendleson.

RADIOLOGIST: Dr. Hope.

ANÆSTHETISTS: Dr. G. I. Moriarty; Dr. A. W.

Marthew; Dr. S. Coffin; Dr. F. Longhurst;

Dr. D. Lewis; Dr. C. Hochschild; Dr. G. Edwards;

Dr. Blair-Gould; Dr. Broad.

The Hospital has 100 beds for In-patients and an annual Out-patient attendance of over 60,000.

CLINICAL INSTRUCTION

Clinical instruction in the Diagnosis and Treatment of Diseases of the Ear, Nose, and Throat is given in the Out-patient Department from 2 to 5 p.m. daily, and on Tuesdays and Thursdays from 6 to 9 p.m. also. Major operations are performed every morning and afternoon, except Saturdays, in the In-patient Operating Theatres. Minor Operations are performed in the Out-patient Operating Theatre on three mornings a week.

Practitioners and Medical Students are admitted to the practice of the Hospital as Post-Graduates.

Clinical Assistants, whose duty it is to assist the staff, are appointed as vacancies occur.

For further information apply to the Dean: GILBERT H. HOWELLS.

In addition to the General Wards, there are Semi-private Wards and 11 Private Rooms. The charge for a Private Room is 7 guineas a week, plus a fee for the surgeon.

Further particulars may be obtained from F. P. CARROLL, *Secretary-Superintendent*.

CENTRAL LONDON THROAT, NOSE AND EAR HOSPITAL GRAY'S INN ROAD

(Near King's Cross Stations)

DAILY CLINICS. LECTURES ON FRIDAYS, 4 p.m.

OVER 11,000 NEW PATIENTS YEARLY. 50,000 ATTENDANCES.

IN-PATIENT DEPARTMENT (Hospital and Recovery Home), 104 BEDS.

COURSES IN ANATOMY AND PHYSIOLOGY by the Teacher in Anatomy for Part I of the D.L.O. Examination, and CLINICAL COURSES by the Honorary Medical Staff for Part II of the Examination are given twice yearly.

COURSES IN METHODS OF EXAMINATION AND DIAGNOSIS at request intervals.

SURGEONS

Mr. HAROLD KISCH

Mr. C. GILL-CAREY

Mr. ARCHER RYLAND

Mr. J. D. McLAGGAN

Mr. F. W. WATKYN-THOMAS

Mr. W. A. MILL

ASSISTANT SURGEONS

Mr. A. LOWNDES YATES, Mr. N. ASHERSON, Mr. W. G. SCOTT-BROWN

CLINICAL ASSISTANTS

available for periods of three, six or twelve months.

The teaching provided covers all the requirements of students taking the D.L.O. (R.C.P. & S.Eng.)

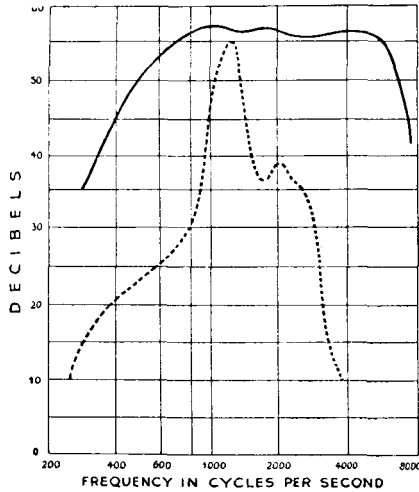
Further particulars on application to

C. GILL-CAREY, F.R.C.S. Ed., *Dean*.

JOHN H. YOUNG, *Secretary-Superintendent*.

Please mention *The Journal of Laryngology* when replying to advertisements

DISTORTION IN DEAF AIDS



The poor results given by the ordinary electrical hearing aid consisting of a microphone, earphone, and dry battery are due to noise in the carbon granule microphone, and to frequency and amplitude distortion.

AMPLITUDE DISTORTION means the unequal amplification of sounds of different intensity. Weak sounds are not amplified, loud sounds overload the instrument.

FREQUENCY DISTORTION means the unequal amplification of sounds of different frequency.

The broken line curve in the illustration shows the amplification of micro-telephone aid, amplifying only about 1,000 cycles per second. The continuous line curve shows the amplification of an Amplivox high fidelity aid, giving uniform amplification over a wide frequency range.

The presence of distortion in a hearing aid means loss of clarity and strain to the user. In severe cases the distortion is reflected in the speech of the user.

In Amplivox high fidelity hearing aids employing the piezo electric crystal microphone and the new midget valves these forms of distortion are practically eliminated, and there is no background noise.

Quite apart from the excellent results obtained the effect of use is to re-educate the hearing and to improve the mental appreciation of sound.

Details of Amplivox high fidelity hearing aids will be gladly sent on request to :

AMPLIVOX LTD.

106 George Street, Portman Square, London, W.1
Telephone : WELbeck 2591/2

29 St. Vincent Place, Glasgow, C.1
Telephone : Central 3097


62a Bold Street, Liverpool 1
Telephone : Royal 4944

Please mention *The Journal of Laryngology* when replying to advertisements

GUY'S SILENT SUCTION APPARATUS

as made for

WM. MAYHEW MOLLISON, C.B.E., F.R.C.S.

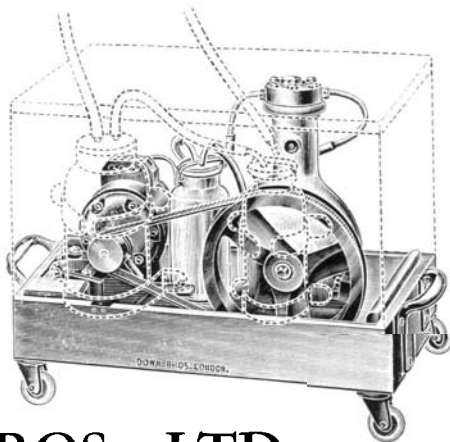


“ An efficient *silent* suction apparatus is essential in many throat investigations and operations and indeed is used for many operations on other parts of the body.

“ The above illustration shows an Electric Suction Apparatus which can rightly claim to be more efficient than the apparatus generally in use. The suction is continuous and so powerful that clots of blood and the most tenacious mucus are quickly removed. The apparatus is quiet and can easily be moved about the operation theatre and from one theatre to another. It is possible to use it for intra-tracheal

insumation at the same time as suction since the pump delivers sixty litres of air per minute. The valves in the cylinder head are strong and specially designed for silence in operation and the sump of the machine carries enough oil for six months' continuous use; this ensures efficiency with the minimum of attention. The entire unit is mounted in a robust mahogany case which is fitted with four rubber-tyred castors. On the side of the case two large screw necked bottles are mounted. These bottles are the commercial 'Kilner' type and can therefore be replaced with the minimum of expense. Blood and other fluids are removed from the operating field by the suction plant and find their way into the big bottle. The second bottle is a safety trap in the unlikely event of the first bottle becoming full at a moment when it is inconvenient to change it.

“ There are no resistances to regulate the speed and in order to use the apparatus it is only necessary to connect it to the main electrical supply.” The makers are Down Bros., Ltd., London.



DOWN BROS., LTD.

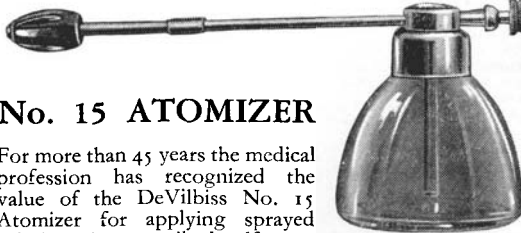
21 & 23 ST. THOMAS'S STREET, LONDON, S.E.1
(Opposite Guy's Hospital)

and at 22a CAVENDISH SQUARE, LONDON, W.

Telephone : MAYFAIR 0406

Please mention *The Journal of Laryngology* when replying to advertisements

PRESCRIBE DeVilbiss

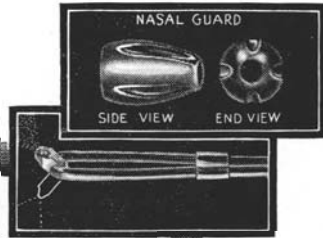


No. 15 ATOMIZER

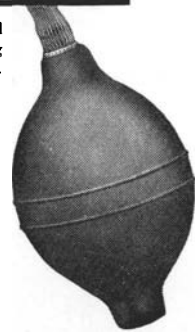
For more than 45 years the medical profession has recognized the value of the DeVilbiss No. 15 Atomizer for applying sprayed solutions in prescribed self-treatment. The adjustable gold tip permits spraying in any direction, the vented nasal guard prevents excess pressure in the nasal cavities and the atomizer may be sterilized easily and rapidly by boiling or passing the tip through a flame. Dependable and certain in the hands of the patient, the DeVilbiss No. 15 applies the treatment you want gently and thoroughly—may we suggest that you mark "DeVilbiss Atomizer No. 15" on your prescription where its use is indicated.

AEROGRAPH Co. Ltd., 43 Holborn Viaduct, London, E.C.1. Sole distributors of DEVILBISS products in the United Kingdom. Telephone: Holborn 1257 and 1258

Ventilating Grooves prevent excess pressure in Nasal Cavities.



Adjustable gold tip for spraying in any direction.



CVS-86

Patent applied for



THE NEW OTO-MICROSCOPE

A Big Step Forward!

Specially suited for both Practising Surgeons and Research Workers

Printed description free

**HAAG-STREIT, Bern,
Seilerstrasse 9, Switzerland**

For Advertisement space in this Journal apply to :
HEADLEY BROTHERS, 109 Kingsway, London, W.C.2

Please mention *The Journal of Laryngology* when replying to advertisements

Mail Your Order Now!

PROBLEMS OF THE DEAF

By **MAX A. GOLDSTEIN, M.D., F.A.C.S.**

610 Pages—273 Illustrations—Leather Bound

\$6.00 Postage prepaid

An unusual, authoritative and comprehensive volume of XIX chapters, covering every phase of work with the Deaf, Deafened and Speech Defective, by an otologist and teacher of 40 years' experience, including :

Chronological History of Deafness—Anatomy and Physiology—Mechanics of Speech—Speech Defects—Cerebral Localization—Hearing Tests—Methods of Instruction—The Acoustic Method—Training of Teachers—The Deaf Child—Hard-of-Hearing Child—Physician and Deaf Child—Parent of Deaf Child—Deafened Adult—Hearing Aids—Schools for the Deaf—Quacks and Quackeries—Research.

Published by **THE LARYNGOSCOPE PRESS**

4574 West Papin Street

ST. LOUIS, MO.

FOURTH EDITION.

FULLY REVISED.

Demy 8vo, 473 pp. 243 Text Illustrations and 21 plates (of which 8 are in colour). 20s. net, postage 6d.

DISEASES OF THE NOSE, THROAT AND EAR

For Practitioners and Students

Edited by **A. LOGAN TURNER, M.D., LL.D., F.R.C.S.E.**

With the collaboration of

**J. S. FRASER, M.B., F.R.C.S.E., J. D. LITHGOW, M.B., F.R.C.S.E., G. EWART MARTIN, M.B., F.R.C.S.E.,
DOUGLAS GUTHRIE, M.D., F.R.C.S.E., CHARLES E. SCOTT, M.B., F.R.C.S.E., and
JOHN P. STEWART, M.D., F.R.C.S.E.**

"There is no other book which includes laryngology and otology with such success. . . . The present edition should surpass the previous issues in popularity."—*British Medical Journal.*

Bristol: John Wright & Sons Ltd.

London: Simpkin Marshall Ltd.

ROGERS' STANDARD SPRAYS

HAVE A

WORLD-WIDE REPUTATION

For Efficiency & Reliability

They are made in many forms, scientifically
designed for

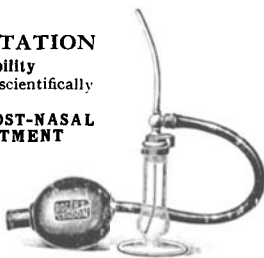

**NASAL, PHARYNGEAL, POST-NASAL
and LARYNGEAL TREATMENT**

*Particulars gladly supplied
on request*

Sole Manufacturer—

FRANK A. ROGERS (LATE OF OXFORD ST.)

1 Beaumont Street, London, W.1



Please mention *The Journal of Laryngology* when replying to advertisements

University of London

Applications are invited for the **Geoffrey E. Duveen Travelling Studentship in Oto-Rhino-Laryngology**, value £450 a year. Candidates must be registered as medical practitioners by the General Medical Council or have had previous education and experience which, in the opinion of the University, qualifies them to undertake research in the subject of Oto-Rhino-Laryngology or in any part thereof. Applications should reach the University on or before 31st December, 1937, and must be made on the prescribed form which may be obtained, together with further particulars, from the Academic Registrar, University of London, W.C.1.

NEW BOOK !

Recently Published
**DISEASES of the NOSE,
THROAT and EAR**

By
I. SIMSON HALL, M.D., F.R.C.S.
(Surgeon, Ear, Nose and Throat Department,
Royal Infirmary, Edinburgh; Lecturer, Diseases of
the Nose, Ear and Throat, University of Edinburgh)

**420 pp. 55 Illustrations and
Coloured Frontispiece. 10s. 6d.
net, postage 6d. (March 1937.)**

¶ *"The teaching is clear and definite and
the advice given is so sound that the work
should have an established place among the
smaller text-books on its subject."*
—THE LANCET

Published by
**E. & S. LIVINGSTONE
TEVIOT PLACE, EDINBURGH**

NEW EDITION

**DISEASES OF
THE NOSE AND THROAT**

By **SIR STCLAIR THOMSON**

M.D., F.R.C.P., M.S., F.R.C.S. Eng.

and **V. E. NEGUS**

M.S., F.R.C.S. Eng.

New (Fourth) Edition. Rigorously revised and enlarged, progressive subjects, such as Endoscopy, Foreign Bodies, X-Ray Examination, Irradiation, etc., having been considerably developed or entirely rewritten.

"There is scarcely any condition, symptom, or method of treatment that is not mentioned therein, and the work will retain its place as a classical British text-book."—*Lancet*.

Medium 8vo, 976 pages. With 13 Colour Plates, 16 Radiographic Plates and 386 Text-figures.

45/- net

CASSELL AND COMPANY, LTD., LA BELLE SAUVAGE, LONDON E.C.4

The Journal of Laryngology and Otology

(Founded in 1887 by MORELL MACKENZIE and NORRIS WOLFENDEN)

EDITED BY

WALTER HOWARTH

ASSISTED BY

W. M. MOLLISON

1. Original Articles are accepted on the condition that they have not been published elsewhere.

2. Manuscripts should be typewritten, on one side only of the paper, and well spaced.

3. Galley proofs and engraver's proofs of illustrations are sent to the author. Corrections, which should be kept to a minimum, must be clearly marked and no additional matter added.

4. Orders for reprints should be sent when returning galley proofs, and for this purpose special forms are supplied, on which the price of the reprints is stated.

5. Authors of Original Communications on Oto-Laryngology in other Journals are invited to send a copy, or two reprints, to the *Journal of Laryngology*. If they are willing, at the same time, to submit their own abstract (in English, French, Italian, or German) it will be welcomed.

6. Editorial Communications may be addressed to THE EDITOR, *Journal of Laryngology*, c/o HEADLEY BROTHERS, 109 Kingsway, London, W.C.2.

7. The Annual Subscription commencing with the January issue is Two Pounds sterling, post free, and is payable in advance.

8. Single copies, both of the present and the previous series, are on sale at Four Shillings each.

9. All Subscriptions, advertising and business communications should be sent to the Publishers, HEADLEY BROTHERS, 109 Kingsway, London, W.C.2.

United States of America

Orders for this Journal may be sent either through a local bookseller, or to Messrs. G. E. STECHERT & Co., 31-33 East 10th Street, New York, or may be sent direct to the Publishers, HEADLEY BROTHERS, 109 Kingsway, London, W.C.2, England.

Please mention *The Journal of Laryngology* when replying to advertisements

CONTENTS

	PAGE
SUBGLOTTIC CANCER OF THE LARYNX. Sir StClair Thomson (London)	803
BILATERAL OSSIFICATION OF THE STYLOHYOID LIGAMENT COMBINED WITH CERVICAL EXOSTOSES. J. B. CAVENAGH (Worcester)	817
CLINICAL RECORD—	
Report on a Case of Fulminating Idiopathic Agranulocytic Angina of Aplastic Type. Major W. A. D. Drummond, R.A.M.C.	822
SOCIETIES' PROCEEDINGS—	
Royal Society of Medicine—Section of Laryngology	828
Royal Society of Medicine—Section of Laryngology and Otology	834
ABSTRACTS—	
The Ear	861
Disturbances of Taste of Otic Origin, with special reference to Operations on the Ear. W. Y. H. Ho; The Radical Mastoid Operation. L. F. Froumine; On an Indication of an Intracranial Complication in the course of an Acute Mastoiditis. H. Neumann; Otogenous Gravitation Abscess. T. Motloch.	
The Nose	863
Headaches and Neuralgias of Nasal Origin. A. Laskiewicz.	
The Tonsil	864
The Function of the Tonsils and their relation to the Ætiology and Treatment of Nasal Catarrh. Ivor Griffiths.	
The Larynx	864
Treatment of Bilateral Recurrent Laryngeal Palsy. Dr. A. Schreider.	
The Bronchus	865
The Bronchoscopic Treatment of Bronchiectasis. M. Coutts; Spontaneous Perforation of the Wall of the Chest by an Aspirated Foreign Body. E. M. Seydell; Clinical Researches on Foreign Bodies in the Respiratory Tract. H. Lewenfishz.	
Miscellaneous	866
The Corpus Striatum and the Function of Equilibrium. Delmas-Marsalet, Bergouignan and Verger; Subcutaneous Emphysema in Diphtheria. A. H. G. Burton and J. H. Weir; Diphtheritic Hemiplegia. J. M. Kennedy.	
REVIEW OF BOOKS	868
GENERAL NOTES	870