

## Original Article

†The original version of this article was published with an incorrect author name. A notice detailing this has been published and the error rectified in the online PDF and HTML copies.

**Cite this article:** Solmi M, Koyanagi A, Thompson T, Fornaro M, Correll CU, Veronese N (2020). Network analysis of the relationship between depressive symptoms, demographics, nutrition, quality of life and medical condition factors in the Osteoarthritis Initiative database cohort of elderly North-American adults with or at risk for osteoarthritis. *Epidemiology and Psychiatric Sciences* **29**, e14, 1–9. <https://doi.org/10.1017/S204579601800077X>

Received: 17 July 2018

Revised: 26 November 2018

Accepted: 26 November 2018

### Key words:

Depressive symptoms; elderly; functioning; income; network analysis; quality of life

### Author for correspondence:

Marco Solmi, E-mail: [marco.solmi83@gmail.com](mailto:marco.solmi83@gmail.com)

# Network analysis of the relationship between depressive symptoms, demographics, nutrition, quality of life and medical condition factors in the Osteoarthritis Initiative database cohort of elderly North-American adults with or at risk for osteoarthritis†

Marco Solmi<sup>1,2,3</sup>, Ai Koyanagi<sup>4,5</sup>, Trevor Thompson<sup>6</sup>, Michele Fornaro<sup>7</sup>, Christoph U Correll<sup>8,9,10</sup> and Nicola Veronese<sup>11</sup>

<sup>1</sup>Neuroscience Department, Psychiatry Unit, University of Padua, Padua, Italy; <sup>2</sup>Padua University Hospital, Padua, Italy; <sup>3</sup>Neuroscience Center, University of Padua, Padua, Italy; <sup>4</sup>Instituto de Salud Carlos III, Centro de Investigación Biomédica en Red de Salud Mental, CIBERSAM, Monforte de Lemos 3-5 Pabellón 11, Madrid 28029, Spain; <sup>5</sup>Research and Development Unit, Parc Sanitari Sant Joan de Déu, Universitat de Barcelona, Fundació Sant Joan de Déu, Dr Antoni Pujadas, 42, Sant Boi de Llobregat, Barcelona 0883, Spain; <sup>6</sup>Faculty of Education and Health, University of Greenwich, London, UK; <sup>7</sup>Neuroscience Department, Section of Psychiatry, Federico II University of Naples, Naples, Italy; <sup>8</sup>Department of Psychiatry, The Zucker Hillside Hospital, Northwell Health, Glen Oaks, NY, USA; <sup>9</sup>Department of Psychiatry and Molecular Medicine, Hofstra Northwell School of Medicine, Hempstead, NY, USA; <sup>10</sup>Department of Child and Adolescent Psychiatry, Charité Universitätsmedizin, Berlin, Germany and <sup>11</sup>Ageing Branch, National Research Council, Padua, Italy

## Abstract

**Aims.** A complex interaction exists between age, body mass index, medical conditions, poly-pharmacotherapy, smoking, alcohol use, education, nutrition, depressive symptoms, functioning and quality of life (QoL). We aimed to examine the inter-relationships among these variables, test whether depressive symptomology plays a central role in a large sample of adults, and determine the degree of association with life-style and health variables.

**Methods.** Regularised network analysis was applied to 3532 North-American adults aged  $\geq 45$  years drawn from the Osteoarthritis Initiative. Network stability (autocorrelation after case-dropping), centrality of nodes (strength,  $M$ , the sum of weight of the connections for each node), and edges/regularised partial correlations connecting the nodes were assessed.

**Results.** Physical and mental health-related QoL ( $M = 1.681$ ;  $M = 1.342$ ), income ( $M = 1.891$ ), age ( $M = 1.416$ ), depressive symptoms ( $M = 1.214$ ) and education ( $M = 1.173$ ) were central nodes. Depressive symptoms' stronger negative connections were found with mental health-related QoL ( $-0.702$ ), income ( $-0.090$ ), education ( $-0.068$ ) and physical health-related QoL ( $-0.354$ ). This latter was a 'bridge node' that connected depressive symptoms with Charlson comorbidity index, and number of medications. Physical activity and Mediterranean diet adherence were associated with income and physical health-related QoL. This latter was a 'bridge node' between the former two and depressive symptoms. The network was stable (stability coefficient = 0.75, i.e. highest possible value) for all centrality measures.

**Conclusions.** A stable network exists between life-style behaviors and social, environmental, medical and psychiatric variables. QoL, income, age and depressive symptoms were central in the multidimensional network. Physical health-related QoL seems to be a 'bridge node' connecting depressive symptoms with several life-style and health variables. Further studies should assess such interactions in the general population.

## Introduction

Psychiatric conditions manifest via signs and symptoms (American Psychiatric Association, 2000, 2013) that are closely connected to alterations of functioning (Galderisi *et al.*, 2018), quality of life (QoL) (Hofer *et al.*, 2017), medical comorbidities (Vancampfort *et al.*, 2015, 2016; Stubbs *et al.*, 2016b, 2017a; Correll *et al.*, 2017) and life-style/behavioural habits, including nutrition, physical activity and substance abuse (Schuch *et al.*, 2016; Stubbs *et al.*, 2016a, 2018a, 2018b; Shivappa *et al.*, 2018).

Several lines of evidence have implicated significant associations between functioning and QoL on the one hand and demographic, social, environmental, medical and psychiatric variables. For example, depressive symptoms have been associated with impaired functioning

© The Author(s) 2018. This is an Open Access article, distributed under the terms of the Creative Commons Attribution licence (<http://creativecommons.org/licenses/by/4.0/>), which permits unrestricted re-use, distribution, and reproduction in any medium, provided the original work is properly cited.

(Licht-Strunk *et al.*, 2009), particularly in older populations (Ellervik *et al.*, 2014), and with lower QoL (Lin *et al.*, 2014). Also QoL appears to be associated with depression, ranging on a continuum from individuals without depression with higher QoL and functioning to patients with severe depression and lower QoL and functioning (Cotrena *et al.*, 2016).

Additionally, a link has also been suggested between depression and multiple medical conditions. Several putative pathways have been proposed underlying this connection. For example, a bidirectional link has been described with obesity, with the two conditions possibly having a shared underlying biological pathway (Milaneschi *et al.*, 2018; Vittengl, 2018). Among others, inflammatory cytokines and gut-hyperpermeability may be involved (Slyepchenko *et al.*, 2016; Milaneschi *et al.*, 2018). A higher prevalence of diabetes has been observed compared with the general population in patients with severe mental illness (SMI) (R1.85, 95% CI 1.45–2.37) (Vancampfort *et al.*, 2016). The same is true for the metabolic syndrome (RR = 1.58; 95% CI 1.35–1.86) (Vancampfort *et al.*, 2015), as well as ultimately cardiovascular disease prevalence (O1.53, 95% CI 1.27–1.83) and incidence (H1.78, 95% CI 1.60–1.98) (Correll *et al.*, 2017). Such high comorbidity figures often complicate medication prescriptions, ultimately resulting in polypharmacotherapy, with related drug–drug interactions and safety or tolerability issues (Ban *et al.*, 1984; Frye *et al.*, 2000).

In addition, life-style/behavioural habits play a relevant role in the onset and maintenance of both depression and medical comorbidities. Poor nutrition, among others, has been associated with depressive symptoms. While adherence to the Mediterranean diet is associated with better QoL (Veronese *et al.*, 2016a), food habits with a higher dietary inflammatory index (DII<sup>®</sup>) are associated with an increased risk of depression (Shivappa *et al.*, 2018). In addition to the already complex set of putative factors associated with depression, the educational level has also been associated with depression, or suicide attempts (Rahman *et al.*, 2018). Moreover, substance use or abuse have also been associated with depression. For example, a robust association was observed between smoking and depression both in cross-sectional and prospective studies (Luger *et al.*, 2014; Tjora *et al.*, 2014; Stubbs *et al.*, 2018b). Additionally, smoking was associated with increased stress levels (Stubbs *et al.*, 2017c). However, despite the well-replicated direct association between smoking and depression and a negative association between depression and QoL, it has been reported that patients with SMI who smoke appear to have better mental QoL (Li *et al.*, 2017). Such a paradox represents the complexity of the relationships among psychiatric symptoms, QoL and smoking, among other variables. Moreover, beyond smoking, an association between alcohol and depressive symptoms has also been described consistently (Choi *et al.*, 2018; Hogarth *et al.*, 2018).

Aforementioned associations are clinically relevant in particular in the population with or at risk of osteoarthritis, given the association between osteoarthritis and pain, osteoarthritis and depression (Veronese *et al.*, 2017c), pain and depression (Stubbs *et al.*, 2017b), in addition to the association between osteoarthritis and several other variables (Veronese *et al.*, 2016b; Shivappa *et al.*, 2018). Osteoarthritis associates with high social and health costs (Chen *et al.*, 2012), and has led the World Health Organization to proclaim the past decade as the *Bone and Joint Decade* (2000–2010) (Woolf and Pfleger, 2003). Among comorbid conditions, depression brings huge costs (Chiu *et al.*, 2017; Hsieh and Qin, 2018) also. Part of the costs of treatment of chronic

conditions such as osteoarthritis and depression is also on patients' shoulders, with a crucial role of income in determining treatment, outcome (Kemp *et al.*, 2013) and ultimately additional costs related to poor outcome of osteoarthritis and depression. Research and prevention has been proposed as targets to tackle osteoarthritis-related burden (Chen *et al.*, 2012). Indeed, understanding the relationship among factors that share common and reciprocal associations, such as depression, sedentary behaviour, smoking and alcohol consumption and other life-style parameters could allow to better understand where most efforts in prevention of several frequently comorbid disorders, or promotion of healthy life-style campaigns may be directed.

Given the aforementioned complex associations between depressive symptoms and other multidimensional factors, alternative statistical methods, such as network analysis, may better describe the reciprocal relationships among several variables, compared with standard statistical procedures. A network meta-analysis allows the simultaneous analysis of all relationships that may be important to a network of connected phenomena. Therefore, this approach has the advantage of providing a big picture of how several variables directly or indirectly interact in the whole person's clinical and non-clinical characteristics as well as absence of any *a priori* hypothesis, different from structural equation modelling. Network analysis models individual variables as nodes within a network, and correlations among variables that connect each node. For example, network analysis has been used to describe the reciprocal connections among positive and negative symptoms in schizophrenia, and functioning (Galderisi *et al.*, 2018). Also, network analysis can individuate 'bridging' nodes that may connect other nodes within a network.

Based on the above, we aimed employing a network analysis to describe the complex interaction between age, body mass index (BMI), medical conditions, polypharmacotherapy, smoking and alcohol use, education, nutrition, depressive symptoms, functioning and QoL. We hypothesised that among all examined variables, depressive symptoms will play a central role in the studied networks. We further hypothesised that an aggregated measure of proneness to medical comorbidity will capture the relationship between physical and mental health.

## Methods

### Data source and subjects

Data were extracted from the freely available Osteoarthritis Initiative (OAI) database (<http://www.oai.ucsf.edu/>).

Within the OAI, potential participants were recruited across four clinical sites in the USA (Baltimore, MD; Pittsburgh, PA; Pawtucket, RI; and Columbus, OH) between February 2004 and May 2006. Inclusion and exclusion criteria of OAI are reported elsewhere (Eby and Eby, 2006; Shivappa *et al.*, 2018). In brief, patients with or at risk of knee osteoarthritis (but without end-state bilateral knee osteoarthritis), older than 45 years, with no ethnicity restriction, without inflammatory arthritis were included.

### Variable definitions

The variables included in the network were defined as follows:

Age (years) and BMI (kg/m<sup>2</sup>) (both continuous).

*Charlson comorbidity index* (continuous). Validated general health measures of self-reported comorbidities were assessed through a modified Charlson comorbidity score, with higher scores

indicating an increased severity of conditions (Katz *et al.*, 1996). Individual medical conditions used to build the Charlson comorbidity index were cerebrovascular disease, chronic obstructive pulmonary disease, gastro-intestinal ulcers, diabetes mellitus, asthma, heart failure, heart attack or to have undergone either percutaneous transluminal coronary angioplasty or coronary artery bypass, to have had bone fractures, knee osteoarthritis or cancer.

*Number of medications (continuous)*. Number of medications was calculated based on the self-reported ongoing pharmacologic treatment.

*Alcohol (continuous)*. Alcohol use was measured with the self-reported average number of drinks per week.

*Education (binary)*. Education was categorised as having completed college, or not.

*Smoking (binary)*. Smoking was categorised as having ever smoked, or not.

*Income (binary)*. Income was categorised as having an income >US\$50 000 per year, or not/not declared. Income was considered as a proxy of occupational functioning.

*Depressive symptoms (continuous)*. Depressive symptoms were measured with the 20-item Center for Epidemiologic Studies-Depression (CES-D) self-rated instrument (Radloff, 1977). The range of possible values for this scores is 0–60, where higher scores indicate more depressive symptoms. We did not consider full-criteria depressive disorder or episode.

*Mediterranean diet adherence (continuous)*. Adherence to Mediterranean diet was measured with the score proposed by Panagiotakos *et al.* (Panagiotakos *et al.*, 2006; Veronese *et al.*, 2016a, 2016b, 2017a).

*Physical activity (continuous)*. Physical activity was evaluated using the validated Physical Activity Scale for the Elderly (PASE). This scale covers 12 physical activities, scoring from 0 without a cut-off score.

*Health-related QoL (continuous)*. Health-related QoL was measured with the Short-Form Health Survey 12 (SF-12) (McHorney *et al.*, 1994; Burdine *et al.*, 2000), and in particular two separate scores were considered in the network: physical SF-12, namely the QoL related to physical health, and mental SF-12, namely the QoL related to mental health.

### Network estimation

All codes used for the present analyses are described in the online Supplementary Material.

The network was estimated with RStudio (R\_Core\_Team, 2013) using *mgm* and *qgraph* package according to the methods described by Borsboom and Cramer (2013), Costantini *et al.* (2014), Haslbeck and Waldorp (2015) and Epskamp *et al.* (2017).

Within the networks (Cuthbert, 2014; Insel, 2014; Wildes and Marcus, 2015; Patrick and Hajcak, 2016; Epskamp *et al.*, 2017), variables are represented as nodes, connected by edges. Namely, edges are the regularised partial correlations between the nodes. Nodes are reciprocally connected creating a network of interacting self-reinforcing pools of variables. In the present network analysis, a pairwise mixed graphical model was estimated (Haslbeck and Waldorp, 2015) and several properties of the estimated network were measured (Epskamp *et al.*, 2012). This method allows to estimate undirected associations, called edges, among variables, called nodes, without implying any directionality, and allowing to pool together categorical and continuous variables. Biological variables and other conditions are often interconnected, and an excess of sparse correlations may add confusion without adding information

to a network interpretation. As a consequence, we applied a penalty to correlations close to zero, to retain only meaningful associations. Such operation is also defined as a ‘least absolute shrinkage and selection operator’ (LASSO) (Friedman *et al.*, 2014) regularisation (a sort of shrinkage of small edges to zero), which was applied in order to only retain more solid edges (regularised partial correlations). Using LASSO, we aimed for a conservative approach that makes results more interpretable. Also, the Extended Bayesian Information Criterion (EBIC) (Chen and Chen, 2008; Foygel and Drton, 2010), a parameter that sets the degree of regularisation/penalty applied to sparse correlations, was set to 0.5 (BIC = 0 would allow sparse and meaningless correlations to survive regularisation, while BIC = 0.5 applies a conservative approach).

### Network inference

Analyses also assessed the centrality indices of nodes, namely how strongly the nodes were interconnected with several other nodes of the network. Centrality indices (node strength, closeness, betweenness) measure how important a node is in a given network. Centrality of nodes was estimated with node strength (i.e. the absolute sum of edge weights), closeness (i.e. the inverse of the sum of the distances of the focal node from all the other nodes in the network) (Costantini *et al.*, 2014) and betweenness indices (i.e. the number of shortest paths between any two nodes that pass through the node of interest) (Costantini *et al.*, 2014). This approach allows circularity of regularised partial correlations. Such methodology is considered an alternative approach to generalised linear modelling, or latent component analysis. No *a priori* direction or causal modelling is assumed, also because data used in the model were observational and cross-sectional.

### Network stability

The stability of the network after removing increasing percentages of patients was measured as well, by means of a case-dropping subset bootstrapping, namely the re-calculation of centrality indices after dropping growing percentages of the included participants (Epskamp *et al.*, 2017). To quantify stability of the centrality indices, the correlation stability coefficient (CS) was calculated. CS represents the maximum proportion of population that can be dropped with re-calculated indices correlating at least 0.7 with indices of the original full sample (auto-correlation). Networks with reliable centrality should have a CS  $\geq 0.25$ , ideally higher than 0.5 for centrality estimates, being optimal if 0.75. In addition, to measure edges’ accuracy, an estimated 95% confidence interval of the range containing the true regularised partial correlations (edge) was calculated by means of ‘non-parametric’ bootstrapping ( $n$  boots = 1000).

## Results

### Characteristics of the included sample

Characteristics of the included sample are reported in Table 1. Out of 4796 individuals potentially eligible, we ultimately included 3532 North-American adults with or at risk for osteoarthritis. Excluded were subjects with missing values of at least one of the variables included in the network. Mean age of participants was 62.2 (9.0) years, and the average number of medications was 3.68 (2.55). Cases included in the present analysis had significantly higher Charlson comorbidity score ( $p < 0.001$ ),

**Table 1.** Characteristics of multidimensional network in a sample of 3532 North-American adults

Continuous variables	Mean	s.d.	Continuous variables	Mean	s.d.	Categorical variable	%
Age (years)	62.15	9.01	SF-12 physical (range: 13–68)	48.20	9.16	Education (college graduate)	30.18
Body mass index (kg/m <sup>2</sup> )	28.91	4.84	SF-12 mental (range: 10–73)	53.56	8.22	Lifetime smoking (yes)	48.50
CES-D (range: 0–57)	6.82	7.07	PASE (range: 0–531)	155.08	80.71	Income >US\$50 000/year	60.11
Alcohol (number of drinks/week)	1.71	1.48	Number of medications	3.68	2.54		
Charlson index (range: 0–10)	0.45	0.89	Mediterranean diet adherence score (range: 0–44)	28.09	5.01		

CES-D, Center for Epidemiologic Studies-Depression Scale; COPD, chronic obstructive pulmonary disease; Education, completed college; Functioning, income >US\$50 000; PASE, Physical activity Scale for the Elderly; SF-12, Short-Form Health Survey 12 items

more depressive symptoms ( $p = 0.043$ ), were more frequently smokers ( $p < 0.001$ ), lower physical and mental health-related QoL ( $p = 0.007$ ;  $p = 0.047$ , respectively), lower physical activity levels ( $p = 0.013$ ), lower income ( $p < 0.001$ ) and slightly higher adherence to Mediterranean diet ( $p < 0.001$ ), compared with those excluded for missing values. No difference emerged with respect to age, education, BMI, alcohol intake, number of medications.

### Network description

The regularised partial correlations matrix is reported in online Supplementary Table S1, and the network is represented in Figure 1.

### Income

The strongest regularised partial correlations were observed between income and education (0.652), alcohol (0.186) and physical health-related QoL (0.232). Income also correlated with physical activity (0.056) and adherence to Mediterranean diet (0.041). Negative connections were found between income and age ( $-0.356$ ), depressive symptoms ( $-0.091$ ), Charlson comorbidity score ( $-0.049$ ) and BMI ( $-0.056$ ).

### Physical health-related QoL

The strongest direct regularised partial correlations were observed between physical health-related QoL and income (0.232), followed by education and age (0.087), physical activity (0.073), Mediterranean diet (0.054) and alcohol (0.034). Negative connections were found between physical health-related QoL and depressive symptoms ( $-0.354$ ), BMI ( $-0.146$ ), number of medications ( $-0.104$ ) and Charlson comorbidity index ( $-0.095$ ).

### Age

The strongest regularised partial correlations were observed between age and mental health-related QoL (0.173), Charlson comorbidity index (0.146), adherence to Mediterranean diet (0.126), smoking (0.081) and polypharmacotherapy (0.052). Negative connections were found between age and income ( $-0.355$ ), physical activity ( $-0.263$ ) and BMI ( $-0.129$ ).

### Mental health-related QoL

The strongest regularised partial correlations were between mental health-related QoL and age (0.173), and income (0.090). Negative connections were found between mental health-related QoL and depressive symptoms ( $-0.702$ ).

### Depressive symptoms

Negative connections were found between depressive symptoms and mental health-related QoL ( $-0.702$ ), physical health-related QoL ( $-0.354$ ), income ( $-0.090$ ) and education ( $-0.068$ ).

### Education

The strongest regularised partial correlations were observed between education and income (0.652), smoking (0.142) and adherence to Mediterranean diet (0.116). A negative connection was found between education and depressive symptoms ( $-0.068$ ).

To be noted, physical health-related QoL was a 'bridge node' among depressive symptoms and several other nodes, including Charlson comorbidity index, polypharmacotherapy, BMI, physical activity and adherence to Mediterranean diet.

### Network inference

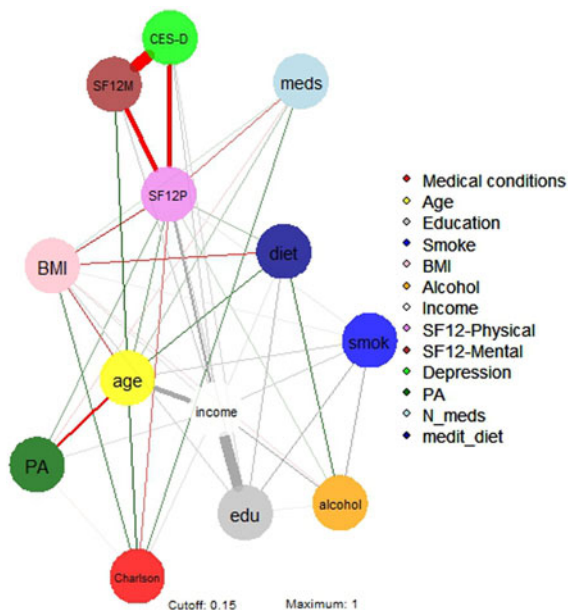
The network's representation is summarised in Fig. 2. Strengths of the multidimensional nodes are reported in Table 2, and figures of centrality indices are reported in Fig. 2. Among nodes with higher centrality indices (higher than  $M = 1$ ), the most central node was income ( $M = 1.891$ ), followed by physical health-related QoL ( $M = 1.681$ ), age ( $M = 1.416$ ), mental health-related QoL ( $M = 1.342$ ), depressive symptoms ( $M = 1.214$ ) and education ( $M = 1.173$ ). Lower centrality indices between 0.5 and 0.8 were found for BMI ( $M = 0.733$ ), alcohol use ( $M = 0.590$ ), adherence to Mediterranean diet ( $M = 0.587$ ), smoking ( $M = 0.571$ ) and Charlson comorbidity index ( $M = 0.512$ ).

### Network stability

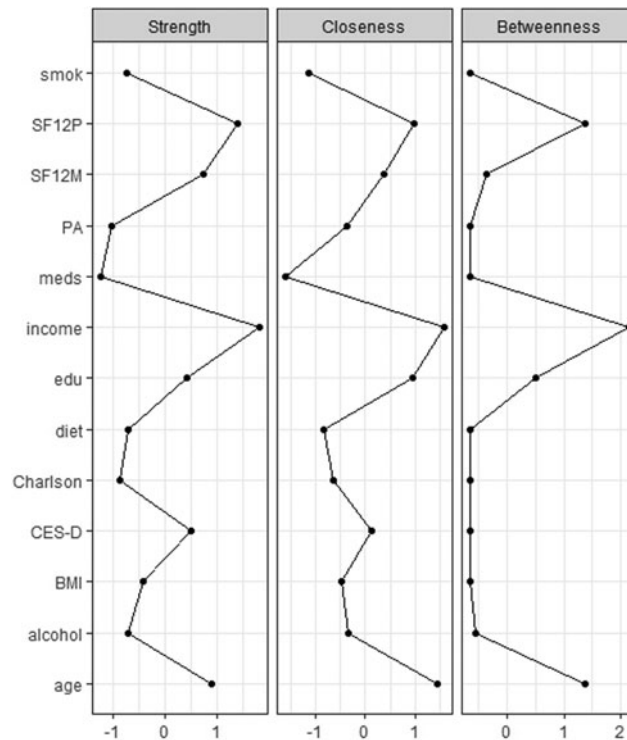
Stability of the network 2, measured with the central stability coefficient (maximum drop proportions to retain correlation of 0.7 in at least 95% of the sample) was 0.75 or above for strength, 0.75 or above for closeness and 0.75 or above for betweenness (Fig. 3). Accuracy of the estimated edges among nodes is represented in online Supplementary Fig. S1.

### Discussion

The aim of this study was to describe the complex interactions of a multidimensional set of variables in a population of North-American adults with or at risk for knee osteoarthritis. A further aim was to test whether depressive symptoms had a central role in this network, and whether depressive symptoms had a regularised



**Fig. 1.** Network 1 of multidimensional variables in a sample of 3532 North-American adults aged >45 years old. BMI, body mass index; Depression, Center for Epidemiologic Studies – Depression score; drinkweek, drinks per week; education, college completers; Income, yearly income >US\$50 000; Medical conditions, Charlson comorbidity index; *N\_meds*, number of medications; mediet\_diet, adherence to Mediterranean diet; Physical activity, PASE – Physical activity Scale for the Elderly; SF12 phys/ment, Short-Form Health Survey 12 physical/mental score; Smoking, life-time smokers.



**Fig. 2.** Centrality indices of multidimensional variables in a sample of 3532 North-American adults aged >45 years old. BMI, body mass index; Ch\_, Charlson comorbidity index; cl, college completers; CES, Center for Epidemiologic Studies-Depression; *i* > 5, yearly income >US\$50 000; mds, number of medications; md\_, adherence to Mediterranean diet; PAS, PASE – Physical activity Scale for the Elderly; SF12p/SF12m, Short-Form Health Survey 12 physical/mental score, smk, life-time smokers.

partial correlation with life-style and health variables. Importantly, all associations reported in results and discussed below in this section have no direction, and preclude any causal inference.

Physical and mental health-related QoL, age, income, education and depressive symptoms were the variables with higher centrality. Nodes with higher centrality are those that maintain the status of the network, and those whose modification is expected to influence the whole network (Costantini *et al.*, 2014).

Physical health-related QoL was associated with both physical activity and Mediterranean diet, as well as with income and education. These associations may support the central role of policies investing in education to reduce health-related costs in later stages of life (AHRQ, 2015; Hahn and Truman, 2015). Furthermore, this result confirms previous findings supporting the role of physical activity in improving QoL (Rejeski and Mihalko, 2001; Penedo and Dahn, 2005), and the role of exercise in improving QoL even in people affected by depression (Schuch *et al.*, 2016). Moreover, the positive association between Mediterranean diet and QoL is in line with results from several large cohort studies (Henriquez Sanchez *et al.*, 2012; Costarelli *et al.*, 2013; Milte *et al.*, 2015; Veronese *et al.*, 2016a). The association between income and higher physical health-related QoL is also in line with previous evidence from clinical and general populations (Costa and Nogueira, 2014; Wyshak, 2016).

Mental health-related QoL was higher in older patients, again being consistent with previous findings in the general population (Bell, 2014). Reduced life expectancy in people with SMI (Chang *et al.*, 2011; Laursen *et al.*, 2013; Correll *et al.*, 2017) might have also played a role in decreasing the rates of subjects with mental illness among elderly subjects. Additionally, the direct association

between income and mental health-related QoL is also consistent with previous findings (Cao *et al.*, 2016).

Income in the analysed sample was associated with a large set of favourable health and life-style outcomes, namely education, QoL, physical activity and adherence to Mediterranean diet. Replication of this association may differ across countries other than USA, given the different welfare organisations that may influence general well-being, access to health-care and QoL. However, to the best of our knowledge, we are not aware of any other study applying the same analysis to samples from different countries. Also, the direction of such associations remains to be elucidated.

As hypothesised, depressive symptoms played a central role in the analysed networks. In particular, CES-D score was indirectly correlated with Charlson comorbidity index, polypharmacotherapy and BMI. These three regularised partial correlations strongly support the proneness of individuals with depressive symptoms to be affected by medical illnesses or *vice versa*, and in particular suggest that mental health-related QoL may play a role in bridging mental and medical illness. These results are consistent with the large body of research supporting an increased medical burden in patients with SMI (Vancampfort *et al.*, 2015; Vancampfort *et al.*, 2016; Correll *et al.*, 2017; Stubbs *et al.*, 2017a), possibly extending it to sub-clinical populations. According to this network analysis, the association (yet indirect) between physical illness and depressive symptoms holds true in the elderly OAI population as well, in addition to clinical populations with full-criteria diagnosed depressive disorder. In other words, it appears that the association between depressive symptoms and medical

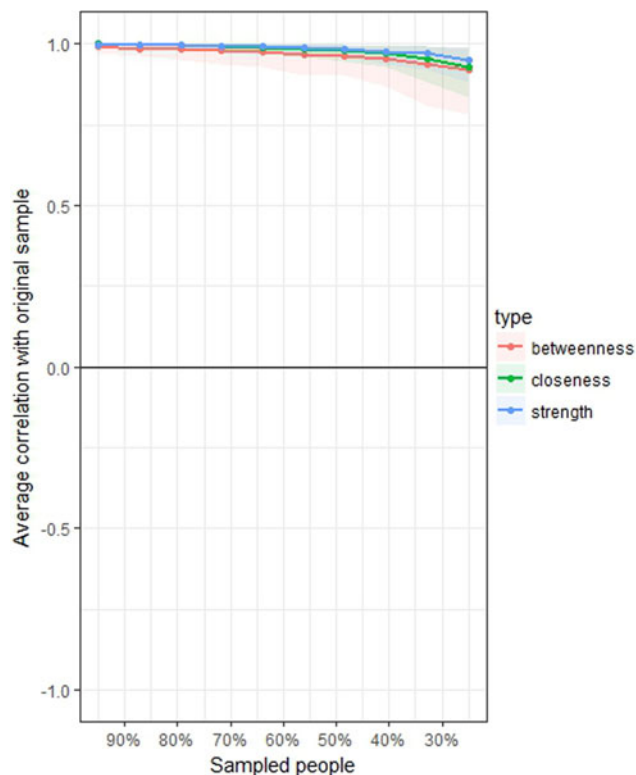
**Table 2.** Strength of nodes of multidimensional networks in a sample of 3532 North-American adults years old

Nodes	Strength
Income >US\$50 000	1.891
Short-Form Health Survey 12 items (SF-12) physical health score	1.681
Age	1.416
Short-Form Health Survey 12 items (SF-12) mental health score	1.342
Center for Epidemiologic Studies-Depression (CES-D) score	1.214
College graduate	1.173
Body mass index	0.733
Mean alcoholic drinks per week	0.590
Mediterranean diet adherence score	0.587
Lifetime smoking status	0.571
Charlson comorbidity index	0.512
Physical activity Scale for the Elderly (PASE) score	0.431
Number of medications	0.311

comorbidity may already exist in the presence of sub-clinical depressive symptoms, and that it may be mediated by QoL.

Furthermore, this network analysis observed an indirect association between depressive symptoms and a general proneness to medical comorbidity. Several reasons may explain why a cumulative index of medical comorbidities was indirectly associated with depressive symptoms. First, common pathways have been described among depression and medical conditions, such as a pro-inflammatory state (Slyepchenko *et al.*, 2016; Kohler *et al.*, 2017; Milaneschi *et al.*, 2018). Also, unhealthy life-style behaviours are common/non-specific risk factors for both depression and several medical conditions (Stubbs *et al.*, 2016a; Veronese *et al.*, 2016a, 2017b, 2017d; Soysal *et al.*, 2017; Shivappa *et al.*, 2018). Clinical implications of the close connection between depressive symptoms and greater morbidity and mortality from medical illnesses may exist (Vancampfort *et al.*, 2015, 2016; Correll *et al.*, 2017; Stubbs *et al.*, 2017a).

These findings are relevant for several reasons. First, screening and early interventions for both depressive symptoms and medical conditions should be considered in health-care services (Mitchell *et al.*, 2014; Mitchell *et al.*, 2015). Second, should mental illness occur, it has been proposed that higher levels of physical comorbidity complicate the successful treatment of patients with depression (Sato and Yeh, 2013), given the additional safety and tolerability issues of psychopharmacologic agents in case of comorbid diabetes, cardiovascular disease, arthritis or chronic obstructive pulmonary disease (Stubbs *et al.*, 2016b; Solmi *et al.*, 2017). Third, in case of medical comorbidity, polypharmacotherapy is the rule rather than an exception, with drug–drug interactions further complicating the efficacy and safety scenario. Also, a finer grained description of the complex interaction among variables included in the network could help in better understanding what ongoing associations are there when designing specific interventions. This could be relevant in particular in the case of patients with osteoarthritis. People with osteoarthritis often suffer from chronic pain (Ho-Pham *et al.*, 2014), which limits physical activity and increases

**Fig. 3.** Average correlations between centrality indices of networks sampled with persons dropped and in the original sample of 3532 North-American adults aged >45 years old. Lines indicate the means and areas indicate the range from the 2.5th percentile to the 97.5th percentile.

sedentary behaviour. Low physical activity is associated with weight gain, which in turn is associated with a large set of unfavourable health outcomes. Also, depression itself is associated with low levels of physical activity and multimorbidity (Stubbs *et al.*, 2017a). Hence, understanding the complex interaction among such variables, and showing that they are interconnected in a stable network, may suggest to design future interventions which ideally should not scotomise such a complex scenario. Moreover, the bridging role of physical health-related QoL may be targeted by specific interventions to potentially weaken the apparently indirect association among depressive symptoms and medical comorbidities, polypharmacotherapy, BMI, physical activity and adherence to Mediterranean diet. Of course, studies with a longitudinal, ideally prospective design are needed to better characterise the direction of aforementioned associations, which remain unknown based on this network analysis.

The study has several strengths. First the network proved to be stable as measured by CS > 0.25; actually results yielded the highest possible stability coefficient (CS = 0.75 for all centrality indices). This finding supports the reliability of the estimates of the multidimensional network among the variables included in the analysis, and should encourage the application of network analysis to other multidimensional sets of variables in future projects. Network analysis provides a valuable tool to investigate and describe how life-style, social, environmental, medical and psychiatric variables are closely connected. Second, the study had a large sample. Third, the network provides insight into a multidimensional set of variables in North-American elderly adults with or at risk for knee osteoarthritis who were not selected for mental

health issues, providing insights into the connection between nutrition, social/occupational status functioning, depressive symptoms and other clinical and non-clinical variables.

The study has also some limitations that need to be considered when interpreting the results. First, several variables included in the network were self-reported (individual comorbidities that are summarised by the Charlson comorbidity index). Second, only depressive symptoms were measured, limiting any further consideration on other mental health burden, such as anxiety, bipolar disorder or psychosis spectrum symptoms. Third, depressive symptoms were measured with a rating scale, but no full-criteria diagnosis of depressive disorder was available. Fourth, data were cross-sectional, and therefore no causal inference can be made. Fifth, OAI includes adults aged >45 years old with knee osteoarthritis or at high risk of this condition. Finally, by excluding subjects with missing data, we selected a population with unfavourable medical and mental health status, which further precludes any inference of present results to general population. Even if knee OA and its risk factors are very common also in the general population, other studies are needed to apply our results to the general population or different subpopulations of interest.

In conclusion, in elderly North-American adults with or at risk for osteoarthritis depressive symptoms play a central role in a multidimensional network, including QoL, income, age and medical comorbidities. The indirect association between the Charlson comorbidity index and polypharmacotherapy with depressive symptoms which are connected by a bridging node, namely health-related QoL, support the close interplay between these important variables that are each amenable to therapeutic action. QoL, income and age also play a central role. Finally, physical activity and adherence to Mediterranean diet were significantly associated with physical health-related QoL and with income. Future studies may address whether the same associations hold true in general population.

**Supplementary material.** The supplementary material for this article can be found at <https://doi.org/10.1017/S204579601800077X>.

**Availability of data and materials.** The original data set for the OAI is available from the OAI website (<https://oai.epi.ucsf.org/datarelease/>).

**Acknowledgements.** None.

**Financial support.** None.

**Conflict of interest.** Dr Correll has been a consultant and/or advisor to or has received honoraria from: Alkermes, Allergan, Angelini, Gerson Lehrman Group, IntraCellular Therapies, Janssen/J&J, LB Pharma, Lundbeck, Medavante, Medscape, Merck, Neurocrine, Otsuka, Pfizer, ROVI, Servier, Sunovion, Takeda and Teva. He has provided expert testimony for Bristol-Myers Squibb, Janssen and Otsuka. He served on a Data Safety Monitoring Board for Lundbeck, ROVI and Teva. He received royalties from UpToDate and grant support from Janssen and Takeda. He is also a shareholder of LB Pharma. No conflict of interest is reported for all other authors.

**Ethical standards.** All participants provided informed written consent, and the OAI study received ethical approval by the institutional review board of the OAI Coordinating Center, at the University of California, San Francisco.

## References

AHRQ (2015) Understanding the Relationship Between Education and Health: A Review of the Evidence and an Examination of Community Perspectives. Agency for Healthcare Research and Quality, Rockville, MD.

Available at <http://www.ahrq.gov/professionals/education/curriculum-tools/population-health/zimmerman.html> (Accessed 12 July 2018).

- American Psychiatric Association (2000) *Diagnostic and Statistical Manual of Mental Disorders*, 4th Edn. Text Revision. Washington, DC: Author.
- American Psychiatric Association (2013) *Diagnostic and Statistical Manual of Mental Disorders*, 5th Edn. Washington, DC: Author.
- Ban TA, Guy W and Wilson WH (1984) The psychopharmacological treatment of depression in the medically ill patient. *Canadian Journal of Psychiatry* **29**, 461–466.
- Bell A (2014) Life-course and cohort trajectories of mental health in the UK, 1991–2008 – a multilevel age-period-cohort analysis. *Social Science and Medicine* **120**, 21–30.
- Borsboom D and Cramer AO (2013) Network analysis: an integrative approach to the structure of psychopathology. *Annual Review of Clinical Psychology* **9**, 91–121.
- Burdine JN, Felix MR, Abel AL, Wiltraut CJ and Musselman YJ (2000) The SF-12 as a population health measure: an exploratory examination of potential for application. *Health Services Research Journal* **35**, 885–904.
- Cao W, Guo C, Ping W, Tan Z, Guo Y and Zheng J (2016) A community-based study of quality of life and depression among older adults. *International Journal of Environmental Research and Public Health* **13**, 693.
- Chang CK, Hayes RD, Perera G, Broadbent MT, Fernandes AC, Lee WE, Hotopf M and Stewart R (2011) Life expectancy at birth for people with serious mental illness and other major disorders from a secondary mental health care case register in London. *PLoS ONE* **6**, e19590.
- Chen J and Chen Z (2008) Extended Bayesian information criteria for model selection with large model spaces. *Biometrika* **95**, 759–771.
- Chen A, Gupte C, Akhtar K, Smith P and Cobb J (2012) The global economic cost of osteoarthritis: how the UK compares. *Arthritis* **698709**.
- Chiu M, Lebenbaum M, Cheng J, de Oliveira C and Kurdyak P (2017) The direct healthcare costs associated with psychological distress and major depression: a population-based cohort study in Ontario, Canada. *PLoS ONE* **12**, e0184268.
- Choi KW, Na EJ, Hong JP, Cho MJ, Fava M, Mischoulon D, Cho H and Jeon HJ (2018) Alcohol-induced disinhibition is associated with impulsivity, depression, and suicide attempt: a nationwide community sample of Korean adults. *Journal of Affective Disorders* **227**, 323–329.
- Correll CU, Solmi M, Veronese N, Bortolato B, Rosson S, Santonastaso P, Thapa-Chhetri N, Fornaro M, Gallicchio D, Collantoni E, Pigato G, Favaro A, Monaco F, Kohler C, Vancampfort D, Ward PB, Gaughran F, Carvalho AF and Stubbs B (2017) Prevalence, incidence and mortality from cardiovascular disease in patients with pooled and specific severe mental illness: a large-scale meta-analysis of 3,211,768 patients and 113,383,368 controls. *World Psychiatry* **16**, 163–180.
- Costa JM and Nogueira LT (2014) Association between work, income and quality of life of kidney transplant recipient the municipality of Teresina, PI, Brazil. *Journal of Brazilian Nephrology* **36**, 332–338.
- Costantini G, Epskamp S, Borsboom D, Perugini M, Mottus R, Waldorp L and Cramer AOJ (2014) State of the aRT personality research: a tutorial on network analysis of personality data in R. *Journal of Research in Personality* **54**, 13–29.
- Costarelli V, Koretsi E and Georgitsogianni E (2013) Health-related quality of life of Greek adolescents: the role of the Mediterranean diet. *Quality of Life Research* **22**, 951–956.
- Cotrena C, Branco LD, Kochhann R, Shansis FM and Fonseca RP (2016) Quality of life, functioning and cognition in bipolar disorder and major depression: a latent profile analysis. *Psychiatry Research* **241**, 289–296.
- Cuthbert BN (2014) The RDoC framework: facilitating transition from ICD/DSM to dimensional approaches that integrate neuroscience and psychopathology. *World Psychiatry* **13**, 28–35.
- Eby GA and Eby KL (2006) Rapid recovery from major depression using magnesium treatment. *Medical Hypotheses* **67**, 362–370.
- Ellervik C, Kvetny J, Christensen KS, Vestergaard M and Bech P (2014) Prevalence of depression, quality of life and antidepressant treatment in the Danish General Suburban Population Study. *Nordic Journal of Psychiatry* **68**, 507–512.
- Epskamp S, Cramer AOJ, Waldorp LJ, Schmittmann VD and Borsboom D (2012) Graph: network visualizations of relationships in psychometric. *Data Journal of Statistical Software* **48**, 1–18, doi: 10.18637/jss.v048.i04.

- Epskamp S, Borsboom D and Fried EI (2017) Estimating psychological networks and their accuracy: a tutorial paper. *Behavior Research Methods* **50**, 195–212.
- Foygel R and Drton M (2010) Extended Bayesian information criteria for Gaussian graphical models. *Advances in Neural Information Processing Systems* **23**, 2020–2028.
- Friedman J, Hastie T and Tibshirani R (2014) *Glasso*: Graphical lasso estimation of Gaussian graphical models. R package version 1.8. Available at <http://CRAN.R-project.org/package=glasso>. (Accessed 12 July 2018).
- Frye MA, Ketter TA, Leverich GS, Huggins T, Lantz C, Denicoff KD and Post RM (2000) The increasing use of polypharmacotherapy for refractory mood disorders: 22 years of study. *Journal of Clinical Psychiatry* **61**, 9–15.
- Galderisi S, Rucci P, Kirkpatrick B, Mucci A, Gibertoni D, Rocca P, Rossi A, Bertolino A, Strauss GP, Aguglia E, Bellomo A, Murri MB, Bucci P, Carpiniello B, Comparelli A, Cuomo A, De Berardis D, Dell'Osso L, Di Fabio F, Gelao B, Marchesi C, Monteleone P, Montemagni C, Orsenigo G, Pacitti F, Roncone R, Santonastaso P, Siracusano A, Vignapiano A, Vita A, Zeppegno P, Maj M and Italian Network for Research on, P. (2018) Interplay among psychopathologic variables, personal resources, context-related factors, and real-life functioning in individuals with schizophrenia: a network analysis. *JAMA Psychiatry* **75**, 396–404.
- Hahn RA and Truman BI (2015) Education improves public health and promotes health equity. *International Journal of Health Services* **45**, 657–678.
- Haslbeck J and Waldorp L (2015) Mgm: estimating time-varying mixed graphical models in high-dimensional data. *Journal of Statistical Software* arXiv151006871H
- Henriquez Sanchez P, Ruano C, de Irala J, Ruiz-Canela M, Martinez-Gonzalez MA and Sanchez-Villegas A (2012) Adherence to the Mediterranean diet and quality of life in the SUN Project. *European Journal of Clinical Nutrition* **66**, 360–368.
- Ho-Pham LT, Lai TQ, Mai LD, Doan MC, Pham HN and Nguyen TV (2014) Prevalence of radiographic osteoarthritis of the knee and its relationship to self-reported pain. *PLoS ONE* **9**, e94563.
- Hofer A, Mizuno Y, Wartelsteiner F, Wolfgang Fleischhacker W, Frajo-Apor B, Kemmler G, Mimura M, Pardeller S, Sondermann C, Suzuki T, Welte A and Uchida H (2017) Quality of life in schizophrenia and bipolar disorder: the impact of symptomatic remission and resilience. *European Psychiatry* **46**, 42–47.
- Hogarth L, Hardy L, Mathew AR and Hitsman B (2018) Negative mood-induced alcohol-seeking is greater in young adults who report depression symptoms, drinking to cope, and subjective reactivity. *Experimental and Clinical Psychopharmacology* **26**, 138–146.
- Hsieh CR and Qin X (2018) Depression hurts, depression costs: the medical spending attributable to depression and depressive symptoms in China. *Health Economics* **27**, 525–544.
- Insel TR (2014) The NIMH Research Domain Criteria (RDoC) Project: precision medicine for psychiatry. *American Journal of Psychiatry* **171**, 395–397.
- Katz JN, Chang LC, Sangha O, Fossel AH and Bates DW (1996) Can comorbidity be measured by questionnaire rather than medical record review? *Medical Care* **34**, 73–84.
- Kemp A, Preen DB, Glover J, Semmens J and Roughead EE (2013) Impact of cost of medicines for chronic conditions on low income households in Australia. *Journal of Health Service Research & Policy* **18**, 21–27.
- Kohler CA, Freitas TH, Maes M, de Andrade NQ, Liu CS, Fernandes BS, Stubbs B, Solmi M, Veronese N, Herrmann N, Raison CL, Miller BJ, Lancot KL and Carvalho AF (2017) Peripheral cytokine and chemokine alterations in depression: a meta-analysis of 82 studies. *Acta Psychiatrica Scandinavica* **135**, 373–387.
- Laursen TM, Wahlbeck K, Hallgren J, Westman J, Osby U, Alinaghizadeh H, Gissler M and Nordentoft M (2013) Life expectancy and death by diseases of the circulatory system in patients with bipolar disorder or schizophrenia in the Nordic countries. *PLoS ONE* **8**, e67133.
- Li XH, An FR, Ungvari GS, Ng CH, Chiu HFK, Wu PP, Jin X and Xiang YT (2017) Prevalence of smoking in patients with bipolar disorder, major depressive disorder and schizophrenia and their relationships with quality of life. *Science Reports* **7**, 8430.
- Licht-Strunk E, Van Marwijk HW, Hoekstra T, Twisk JW, De Haan M and Beekman AT (2009) Outcome of depression in later life in primary care: longitudinal cohort study with three years' follow-up. *British Medical Journal* **338**, a3079.
- Lin CH, Yen YC, Chen MC and Chen CC (2014) Depression and pain impair daily functioning and quality of life in patients with major depressive disorder. *Journal of Affective Disorders* **166**, 173–178.
- Luger TM, Suls J and Vander Weg MW (2014) How robust is the association between smoking and depression in adults? A meta-analysis using linear mixed-effects models. *Addictive Behaviors* **39**, 1418–1429.
- McHorney CA, Kosinski M and Ware Jr JE (1994) Comparisons of the costs and quality of norms for the SF-36 health survey collected by mail versus telephone interview: results from a national survey. *Medical Care* **32**, 551–567.
- Milaneschi Y, Simmons WK, van Rossum EFC and Penninx BW (2018) Depression and obesity: evidence of shared biological mechanisms. *Molecular Psychiatry*. doi: 10.1038/s41380-018-0017-5. Epub ahead of print. <https://www.nature.com/articles/s41380-018-0017-5#rightslink>.
- Milte CM, Thorpe MG, Crawford D, Ball K and McNaughton SA (2015) Associations of diet quality with health-related quality of life in older Australian men and women. *Experimental Gerontology* **64**, 8–16.
- Mitchell AJ, Pereira IE, Yadegarfar M, Peperere S, Mugadzva V and Stubbs B (2014) Breast cancer screening in women with mental illness: comparative meta-analysis of mammography uptake. *British Journal of Psychiatry* **205**, 428–435.
- Mitchell AJ, Vancampfort D, De Hert M and Stubbs B (2015) Do people with mental illness receive adequate smoking cessation advice? A systematic review and meta-analysis. *General Hospital Psychiatry* **37**, 14–23.
- Panagiotakos DB, Pitsavos C and Stefanadis C (2006) Dietary patterns: a Mediterranean diet score and its relation to clinical and biological markers of cardiovascular disease risk. *Nutrition, Metabolism, and Cardiovascular Diseases Nutrition, Metabolism and Cardiovascular Diseases* **16**, 559–568.
- Patrick CJ and Hajcak G (2016) RDoc: translating promise into progress. *Psychophysiology* **53**, 415–424.
- Penedo FJ and Dahn JR (2005) Exercise and well-being: a review of mental and physical health benefits associated with physical activity. *Current Opinions in Psychiatry* **18**, 189–193.
- R\_Core\_Team (2013) *R: A Language and Environment for Statistical Computing*. Vienna, Austria: R Foundation for Statistical Computing.
- Radloff LS (1977) The CES-D scale: a self-report depression scale for research in the general population. *Applied Psychological Measurement* **1**, 385–401.
- Rahman MA, Todd C, John A, Tan J, Kerr M, Potter R, Kennedy J, Rice F and Brophy S (2018) School achievement as a predictor of depression and self-harm in adolescence: linked education and health record study. *British Journal of Psychiatry* **212**, 215–221.
- Rejeski WJ and Mihalko SL (2001) Physical activity and quality of life in older adults. *The Journals of Gerontology, Series A, Biological Sciences and Medical Sciences* **56** Spec No 2, 23–35.
- Sato S and Yeh TL (2013) Challenges in treating patients with major depressive disorder: the impact of biological and social factors. *Central Nervous System Drugs* **27**(suppl. 1), S5–10.
- Schuch FB, Vancampfort D, Rosenbaum S, Richards J, Ward PB and Stubbs B (2016) Exercise improves physical and psychological quality of life in people with depression: a meta-analysis including the evaluation of control group response. *Psychiatry Research* **241**, 47–54.
- Shivappa N, Hebert JR, Veronese N, Caruso MG, Notarnicola M, Maggi S, Stubbs B, Firth J, Fornaro M and Solmi M (2018). The relationship between the dietary inflammatory index (DII((R))) and incident depressive symptoms: a longitudinal cohort study. *Journal of Affective Disorders* **235**, 39–44.
- Slyepchenko A, Maes M, Machado-Vieira R, Anderson G, Solmi M, Sanz Y, Berk M, Kohler CA and Carvalho AF (2016) Intestinal dysbiosis, gut hyperpermeability and bacterial translocation: missing links between depression, obesity and type 2 diabetes. *Current Pharmaceutical Designs* **22**, 6087–6106.
- Solmi M, Murru A, Pacchiarotti I, Undurraga J, Veronese N, Fornaro M, Stubbs B, Monaco F, Vieta E, Seeman MV, Correll CU and Carvalho AF (2017) Safety, tolerability, and risks associated with first-



- and second-generation antipsychotics: a state-of-the-art clinical review. *Therapeutic and Clinical Risk Management* **13**, 757–777.
- Soysal P, Veronese N, Thompson T, Kahl KG, Fernandes BS, Prina AM, Solmi M, Schofield P, Koyanagi A, Tseng PT, Lin PY, Chu CS, Cosco TD, Cesari M, Carvalho AF and Stubbs B** (2017) Relationship between depression and frailty in older adults: a systematic review and meta-analysis. *Ageing Research Reviews* **36**, 78–87.
- Stubbs B, Koyanagi A, Schuch FB, Firth J, Rosenbaum S, Veronese N, Solmi M, Mugisha J and Vancampfort D** (2016a) Physical activity and depression: a large cross-sectional, population-based study across 36 low- and middle-income countries. *Acta Psychiatrica Scandinavica* **134**, 546–556.
- Stubbs B, Vancampfort D, Veronese N, Solmi M, Gaughran F, Manu P, Rosenbaum S, De Hert M and Fornaro M** (2016b) The prevalence and predictors of obstructive sleep apnea in major depressive disorder, bipolar disorder and schizophrenia: a systematic review and meta-analysis. *Journal of Affective Disorders* **197**, 259–267.
- Stubbs B, Vancampfort D, Veronese N, Kahl KG, Mitchell AJ, Lin PY, Tseng PT, Mugisha J, Solmi M, Carvalho AF and Koyanagi A** (2017a) Depression and physical health multimorbidity: primary data and country-wide meta-analysis of population data from 190 593 people across 43 low- and middle-income countries. *Psychological Medicine* **47**, 2107–2117.
- Stubbs B, Vancampfort D, Veronese N, Thompson T, Fornaro M, Schofield P, Solmi M, Mugisha J, Carvalho AF and Koyanagi A** (2017b) Depression and pain: primary data and meta-analysis among 237 952 people across 47 low- and middle-income countries. *Psychological Medicine* **47**, 2906–2917.
- Stubbs B, Veronese N, Vancampfort D, Prina AM, Lin PY, Tseng PT, Evangelou E, Solmi M, Kohler C, Carvalho AF and Koyanagi A** (2017c) Perceived stress and smoking across 41 countries: a global perspective across Europe, Africa, Asia and the Americas. *Science Reports* **7**, 7597.
- Stubbs B, Vancampfort D, Firth J, Schuch FB, Hallgren M, Smith L, Gardner B, Kahl KG, Veronese N, Solmi M, Carvalho AF and Koyanagi A** (2018a) Relationship between sedentary behavior and depression: a mediation analysis of influential factors across the lifespan among 42,469 people in low- and middle-income countries. *Journal of Affective Disorders* **229**, 231–238.
- Stubbs B, Vancampfort D, Firth J, Solmi M, Siddiqi N, Smith L, Carvalho A and Koyanagi A** (2018b) Association between depression and smoking: a global perspective from 48 low- and middle-income countries. *Journal of Psychiatric Research* **103**, 142–149.
- Tjora T, Hetland J, Aaro LE, Wold B, Wiium N and Overland S** (2014) The association between smoking and depression from adolescence to adulthood. *Addiction* **109**, 1022–1030.
- Vancampfort D, Stubbs B, Mitchell AJ, De Hert M, Wampers M, Ward PB, Rosenbaum S and Correll CU** (2015) Risk of metabolic syndrome and its components in people with schizophrenia and related psychotic disorders, bipolar disorder and major depressive disorder: a systematic review and meta-analysis. *World Psychiatry* **14**, 339–347.
- Vancampfort D, Correll CU, Galling B, Probst M, De Hert M, Ward PB, Rosenbaum S, Gaughran F, Lally J and Stubbs B** (2016) Diabetes mellitus in people with schizophrenia, bipolar disorder and major depressive disorder: a systematic review and large scale meta-analysis. *World Psychiatry* **15**, 166–174.
- Veronese N, Stubbs B, Noale M, Solmi M, Luchini C and Maggi S** (2016a) Adherence to the Mediterranean diet is associated with better quality of life: data from the Osteoarthritis Initiative. *American Journal of Clinical Nutrition* **104**, 1403–1409.
- Veronese N, Stubbs B, Noale M, Solmi M, Luchini C, Smith TO, Cooper C, Guglielmi G, Reginster JY, Rizzoli R and Maggi S** (2016b) Adherence to a Mediterranean diet is associated with lower prevalence of osteoarthritis: data from the osteoarthritis initiative. *Clinical Nutrition* **36**, 1609–1614.
- Veronese N, Stubbs B, Noale M, Solmi M, Rizzoli R, Vaona A, Demurtas J, Crepaldi G and Maggi S** (2017a) Adherence to a Mediterranean diet is associated with lower incidence of frailty: a longitudinal cohort study. *Clinical Nutrition* **37**, 1492–1497.
- Veronese N, Stubbs B, Noale M, Solmi M, Vaona A, Demurtas J, Nicetto D, Crepaldi G, Schofield P, Koyanagi A, Maggi S and Fontana L** (2017b) Fried potato consumption is associated with elevated mortality: an 8-y longitudinal cohort study. *American Journal of Clinical Nutrition* **106**, 162–167.
- Veronese N, Stubbs B, Solmi M, Smith TO, Noale M, Cooper C and Maggi S** (2017c) Association between lower limb osteoarthritis and incidence of depressive symptoms: data from the osteoarthritis initiative. *Age and Ageing* **46**, 470–476.
- Veronese N, Stubbs B, Trevisan C, Bolzetta F, De Rui M, Solmi M, Sartori L, Musacchio E, Zambon S, Perissinotto E, Baggio G, Crepaldi G, Manzato E, Maggi S and Sergi G** (2017d) Poor physical performance predicts future onset of depression in elderly people: Progetto Veneto Anziani Longitudinal Study. *Physical Therapy* **97**, 659–668.
- Vittengl JR** (2018) Mediation of the bidirectional relations between obesity and depression among women. *Psychiatry Research* **264**, 254–259.
- Wildes JE and Marcus MD** (2015) Application of the Research Domain Criteria (RDoC) framework to eating disorders: emerging concepts and research. *Current Psychiatry Reports* **17**, 30.
- Wolf AD and Pflieger B** (2003) Burden of major musculoskeletal conditions. *Bulletin of World Health Organization* **81**, 646–656.
- Wyshak G** (2016) Income and subjective well-being: new insights from relatively healthy American women, ages 49–79. *PLoS ONE* **11**, e0146303.