

The Journal of Laryngology and Otology

EDITED BY
WALTER HOWARTH

ASSISTANT EDITOR
G. H. BATEMAN

Contents

THE FORAMEN OF RIVINUS—AN ARTEFACT	ADRIAN GRIFFITH ✓
ACOUSTIC IMPEDANCE AS AN AID TO DIAGNOSIS IN OTOLOGY	A. R. HARPER ✓ E. F. HAJEK ✓
JUVENILE OTOSCLEROSIS	
DRAINAGE OPERATION IN CASES OF THE HYDROPS OF THE LABYRINTH AND ITS INFLUENCE ON HEARING	B. FEMENIC ✓
"MASTOID OSTEOPLASTY" USING AUTOGENOUS CAN- CELLOUS BONE	A. SCHILLER ✓
RESULTS OF TYMPANOPLASTIES 1956-1959	GAVIN LIVINGSTONE ✓ and HUGH MILLAR
EOSINOPHILIC GRANULAR-CELL CYSTADENOMA OF THE LARYNX	DONALD HEATH ✓
CLINICAL RECORDS—	
FATAL CONGENITAL STENOSIS OF THE TRACHEA	RUSSELL DALLACHY ✓
A CASE OF OSTEOMYELITIS OF MAXILLA TREATED WITH CELBENIN	H. M. PARSONS
BILATERAL TUMOURS OF THE PAROTID GLAND	H. DIAMANT, C. M. ENEROTH and T. GEJROT
CLINICAL NOTE—	
A PRELIMINARY REPORT ON FUNGAL INFECTIONS OF MASTOID AND FENESTRATION CAVITIES	G. D. L. SMYTH ✓
GENERAL NOTES	

London
Headley Brothers
109 Kingsway WC2

Annual Subscription £4/4/0 net, U.S.A. \$13

Monthly, 10/- net post free

The Journal of Laryngology and Otology

(FOUNDED in 1887 by MORELL MACKENZIE and NORRIS WOLFENDEN)

EDITED BY
WALTER HOWARTH

ASSISTANT EDITOR
G. H. BATEMAN

1. Original articles which have not been published elsewhere are invited and should be sent to the Editor. They are considered for publication on the understanding that they are contributed to this *Journal* solely. Reproduction elsewhere, in whole or in part, is not permitted without the previous written consent of the Author and Editor and the customary acknowledgement must be made.

2. Manuscripts should be typewritten, on one side only of the paper, and well spaced. Captions to illustrations should be typed on a separate sheet and sent at the same time as original photographs, etc.

The Harvard system of recording references should be used, e.g. GREEN, C., and BROWN, D. (1951) *J. Laryng.*, 65, 33. Abbreviations of Journals should follow the style recommended in *World Medical Periodicals*, published by World Health Organization, 1952.

It is most important that authors should verify *personally* the accuracy of every reference before submitting a paper for publication.

3. Galley proofs and engraver's proofs of illustrations are sent to the author. Corrections, which should be kept to a minimum, must be clearly marked, and no extra matter added. Proofs should be returned within 5 days.

4. Illustration blocks are provided free up to the limit of £10 per article; beyond this authors are expected to pay half the cost. Coloured illustrations will be charged in full to authors.

Blocks will normally be held by the Printers for three years after which they will be destroyed. Any author who has borne a part of the cost of his blocks is entitled to have these returned to him, but a request for this must be sent within three years of the appearance of the article, to HEADLEY BROTHERS, 109 Kingsway, London, WC2.

5. Orders for reprints must be sent when returning galley proofs, and for this purpose special forms are supplied.

6. Authors of original communications on Oto-Laryngology in other journals are invited to send a copy, or two reprints, to the *Journal of Laryngology*. If they are willing, at the same time, to submit their own abstract (in English, French, Italian, or German) it will be welcomed.

7. Editorial communications may be addressed to THE EDITOR, *Journal of Laryngology*, c/o HEADLEY BROTHERS, 109 Kingsway, London, WC2.

8 The annual subscription is four guineas sterling (U.S.A. \$13) post free, and is payable in advance.

9. Single copies will be on sale at 10s. od. each; copies of parts up to Vol. LXIII which are available may be purchased at 7s. 6d. each.

10. All subscriptions, advertising and business communications should be sent to the publishers, HEADLEY BROTHERS, 109 KINGSWAY, LONDON, WC2.

United States of America

Orders for this *Journal* may be sent through local bookseller, or to STECHERT-HAFNER, INC., 31-33 East 10th Street, New York, or direct to the publishers, HEADLEY BROTHERS, 109 KINGSWAY, LONDON, WC2, England.

© *Journal of Laryngology and Otology*, 1960

Please mention *The Journal of Laryngology and Otology* when replying to advertisements

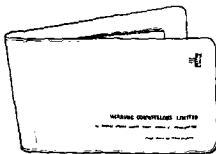

The Journal of Laryngology and Otology

	PAGE
THE FORAMEN OF RIVINUS—AN ARTEFACT. Adrian Griffith (London)	607
ACOUSTIC IMPEDANCE AS AN AID TO DIAGNOSIS IN OTOTOLOGY. A. R. Harper (Glasgow)	614
JUVENILE OTOSCLEROSIS. E. F. Hajek (Haifa, Israel)	621
DRAINAGE OPERATION IN CASES OF THE HYDROPS OF THE LABYRINTH AND ITS INFLUENCE ON HEARING. B. Femenić (Zagreb)	640
"MASTOID OSTEOPLASTY" USING AUTOGENOUS CANCELLOUS BONE. A. Schiller (Cape Town)	647
RESULTS OF TYMPANOPLASTIES 1956-1959. Gavin Livingstone and Hugh Millar	669
EOSINOPHILIC GRANULAR-CELL CYSTADENOMA OF THE LARYNX. Donald Heath (Birmingham)	679
CLINICAL RECORDS—	
Fatal Congenital Stenosis of the Trachea. Russell Dallachy (Glasgow)	685
A Case of Osteomyelitis of Maxilla Treated with Celbenin. H. M. Parsons (London)	696
Bilateral Tumours of the Parotid Gland. H. Diamant, C. M. Eneroth and T. Gejrot (Stockholm)	699
CLINICAL NOTE—	
A Preliminary Report on Fungal Infections of Mastoid and Fenestration Cavities. G. D. L. Smyth (Belfast)	703
GENERAL NOTES	704

WHICH DEAF AID?

Your patient can compare a complete range of aids to hearing at no extra cost.

Mr. D. C. ALLEN, a member of the Society of Hearing Aid Audiologists, will advise your patients impartially and demonstrate a selection of the leading makes of hearing aids without obligation.



FOR YOUR OWN GUIDANCE

Send now for an attractive, specially prepared *Desk Folder* which will tell you at a glance "which deaf aid suits which kind of deafness," complete with a reply-paid referral pad. (Over 50 different fittings are listed.)



HEARING COUNSELLORS LTD

53 GEORGE STREET, LONDON, W.1 Tel.: WELbeck 8493

Signatories to the Code of Commercial Practice of the Hearing Aid Industry approved by the National Institute for the Deaf—Member of the Hearing Aid Manufacturers and Suppliers Association.

Please mention *The Journal of Laryngology and Otology* when replying to advertisements

POST-TONSILLECTOMY COMFORT

Immediate pain relief—Speedier Convalescence

The pain of traumatized tissues following tonsillectomy, demands its own relief—and points the need for analgesia that quickly reaches the irritated area.

ASPERGUM provides 'salivary analgesia' through the simple act of chewing — it brings pain-relieving acetylsalicylic acid into *intimate* and *prolonged* contact with the tonsillar

region, seldom reached even intermittently by gargling. The rhythmic stimulation of muscular action also aids in relieving local spasticity & stiffness: more rapid tissue repair is promoted. Each pleasantly flavoured chewing gum tablet provides $3\frac{1}{2}$ grains acetylsalicylic acid, permitting frequent use. Particularly suitable for children.

Aspergum

(Category S)

for more than two decades a dependable
and welcome aid to patient-comfort

Ethically promoted in packages of 16 tablets and moisture proof bottles of 36 and 250

WHITE LABORATORIES LTD., 428, SOUTHCROFT ROAD, LONDON, S.W.16

THE LARYNGOSCOPE

A Monthly Journal
devoted to the disease of
EAR, NOSE AND THROAT

*Official organ for the American Laryngological
Rhinological and Otological Society*

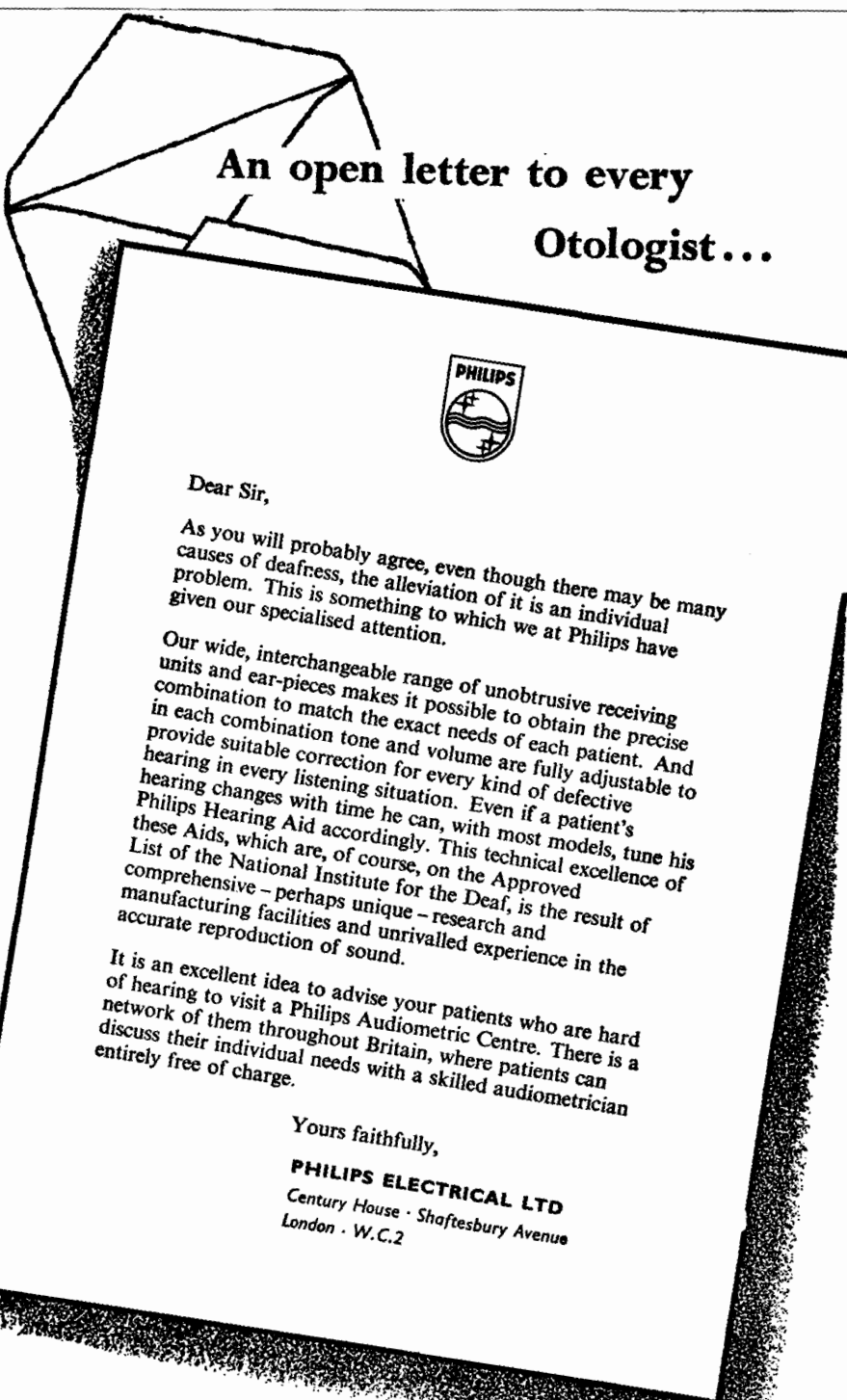
Price \$15.00 per year Canada \$15.50 per year
Foreign \$16.00 per year

MAX A. GOLDSTEIN, M.D.
FOUNDER

THEODORE E. WALSH, M.D.
EDITOR

640 SOUTH KINGSHIGHWAY
SAINT LOUIS 10, MO.

Please mention *The Journal of Laryngology and Otology* when replying to advertisements



An open letter to every Otologist...



Dear Sir,

As you will probably agree, even though there may be many causes of deafness, the alleviation of it is an individual problem. This is something to which we at Philips have given our specialised attention.

Our wide, interchangeable range of unobtrusive receiving units and ear-pieces makes it possible to obtain the precise combination to match the exact needs of each patient. And in each combination tone and volume are fully adjustable to provide suitable correction for every kind of defective hearing in every listening situation. Even if a patient's hearing changes with time he can, with most models, tune his Philips Hearing Aid accordingly. This technical excellence of these Aids, which are, of course, on the Approved List of the National Institute for the Deaf, is the result of comprehensive - perhaps unique - research and manufacturing facilities and unrivalled experience in the accurate reproduction of sound.

It is an excellent idea to advise your patients who are hard of hearing to visit a Philips Audiometric Centre. There is a network of them throughout Britain, where patients can discuss their individual needs with a skilled audiometrician entirely free of charge.

Yours faithfully,

PHILIPS ELECTRICAL LTD
Century House · Shaftesbury Avenue
London · W.C.2

HA3250

Please mention *The Journal of Laryngology and Otology* when replying to advertisements

Ingrams

..... PLEASE TEAR THIS OFF AND KEEP FOR REFERENCE

Reference :

*Hearing Aids =
refer patients
to INGRAMS**

Remarks :

*they have the widest
selection of hearing aids
in the country and are
completely independent
of all makers. They really
do give patients impartial
advice. They charge only
the makers' list prices -
nothing extra -*

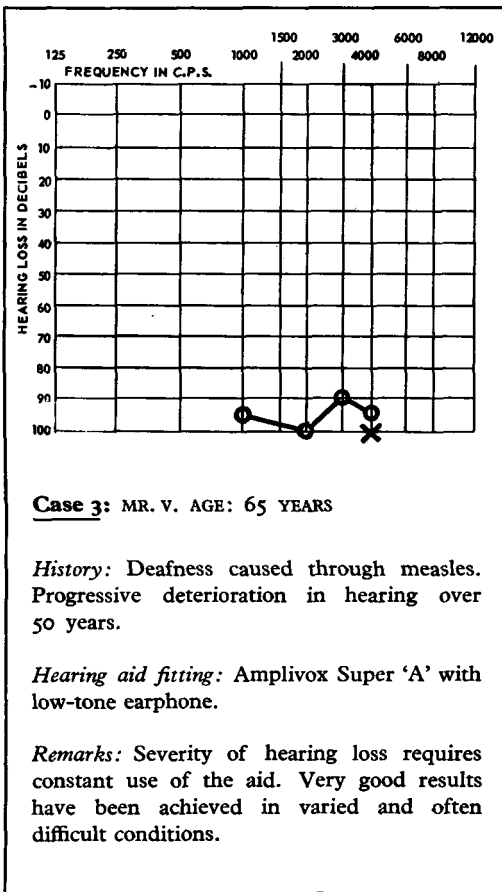
*Ingrams Hearing Aids Ltd.
2 Shepherd Street,
Shepherd Market, London, W.1.
'phone - Hyde Park 9041*

* Member of the Society of Hearing Aid Audiologists:
Resident representatives in all parts of the country.

Please mention *The Journal of Laryngology and Otology* when replying to advertisements

CASE 3.

Fitting HEARING AIDS in DIFFICULT CASES



Case 3: MR. V. AGE: 65 YEARS

History: Deafness caused through measles. Progressive deterioration in hearing over 50 years.

Hearing aid fitting: Amplivox Super 'A' with low-tone earphone.

Remarks: Severity of hearing loss requires constant use of the aid. Very good results have been achieved in varied and often difficult conditions.

In measuring the performance of a hearing aid, no yardstick is more indicative than the results achieved in 'difficult cases'. The above case history is only one of the many successes which Amplivox have had over the past quarter-century.

Contributing to this success are the care and thoroughness with which the Amplivox Hearing Advisory Service fit a hearing aid. Air and bone conduction pure tone audiograms, loudness tolerance levels and phonetically balanced word tests are the basis of testing. It is this extreme care in testing and fitting which, coupled with expert knowledge of the instrument characteristics, ensures optimum hearing in all cases.

Amplivox incorporate the world's finest hearing aids in their range, including head-borne and body-worn aids (many

incorporating AVC) from the Super 'A', for the profoundly deaf, to the latest all-behind-the-ear model, Secrette. There are permanent Amplivox Hearing Advisory Centres in principal cities throughout the country, providing a reliable and thorough service for the hard-of-hearing.

For further information and descriptive literature please telephone the local Amplivox Centre or write to:

AMPLIVOX LTD.

80 New Bond Street, London, W.1
Tel: Hyde Park 9888

CENTRES AT: BIRMINGHAM, BOURNEMOUTH,
BRISTOL, CARDIFF, EDINBURGH, GLASGOW,
HULL, LEEDS, LEICESTER, LIVERPOOL,
MANCHESTER, NEWCASTLE, DUBLIN

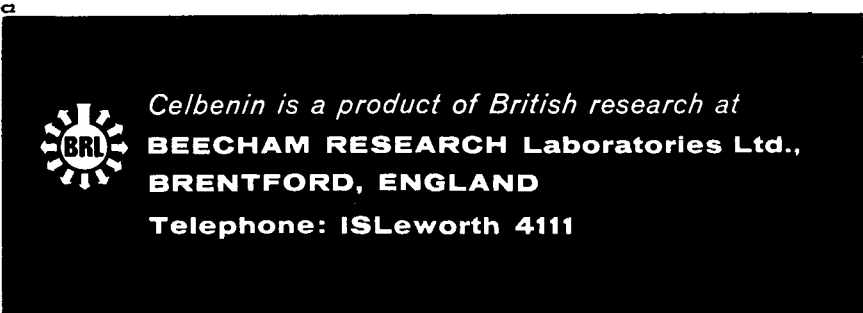
Please mention *The Journal of Laryngology and Otology* when replying to advertisements



CELBENIN
REGD. TRADE MARK BRL1241
SODIUM 6-(2,6-DIMETHOXYBENZAMIDO)PENICILLANATE MONOHYDRATE

When the sensitivity of the strain is unknown, when the infection is dangerous, and particularly if it has arisen in hospital, it is wise to begin treatment with methicillin

Brit. med. J. 1961, i, 887



BRL
Celbenin is a product of British research at
BEECHAM RESEARCH Laboratories Ltd.,
BRENTFORD, ENGLAND
Telephone: ISLeworth 4111

Please mention *The Journal of Laryngology and Otology* when replying to advertisements

**First clinical audiometer
to provide
100% accurate audiograms**



AMPLIVOX MODEL 82

world's most fully-developed clinical audiometer

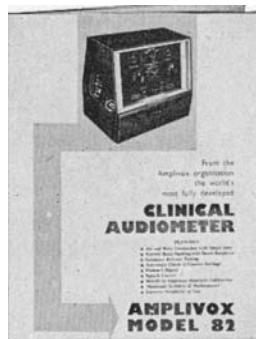
It is now known that the disc type of earphone, used in conventional audiometers for air conduction testing and the application of masking noise, transfers the sound by bone conduction to the opposite ear at a level only 40 dB below the signal level. This means that up to 50% of audiograms taken at the present time with other audiometers may be invalid.

The Amplivox Model 82 Audiometer provides, for the first time, the means of taking accurate audiograms in cases of severe unilateral deafness through the provision of narrow band masking applied by insert earphone. This new masking technique is of special significance in bone conduction audiometry.

In addition to the exclusive narrow band masking feature, the Model 82 provides loudness balance test facilities, and all the other tests essential to proved pure tone audiometry.

AMPLIVOX LTD

Medical Acoustic Division
80 New Bond St, London W.1. Tel: HYDe Park 9888



**SEND FOR THIS
DESCRIPTIVE
BROCHURE**

Containing full information on the latest audiometric techniques in air and bone conduction.

Please mention *The Journal of Laryngology and Otology* when replying to advertisements



5 drops

for the removal of **EAR WAX**

Cerumol avoids discomfort to the patient, inconvenience to the doctor and saves time for both.

Cerumol is now routinely used in most hospitals and general practices throughout the country.

Satisfactory results confirm that it is the most efficient agent yet introduced for the purpose and that it is exceptionally reliable and safe.

In 10-30 minutes the softened or disimpacted wax can usually be wiped out with a probe tipped with cotton wool, or by gentle syringing.

Patients can readily be instructed to instil the drops themselves and, in many cases, the loosened wax will run out of its own accord, rendering further attendance at the surgery unnecessary.

CERUMOL

Regd TRADE MARK



Active constituents per 100 ml.

p-dichlorobenzene B.P.C.	2 G.
Benzocaine B.P.	2.7 G.
Chlorbutol B.P.	5 G.
Ol. Terebinth B.P.	10 ml.

For surgery use—dropper vial

Hospital Pack—2 oz. bottles.



LABORATORIES FOR APPLIED BIOLOGY LTD

91, AMHURST PARK, LONDON, N.16.

TEL: STAmford Hill 2552/3

Please mention *The Journal of Laryngology and Otology* when replying to advertisements