

The Journal of Laryngology and Otology

EDITED BY
WALTER HOWARTH

WITH THE ASSISTANCE OF
W. M. MOLLISON


Contents

EXTIRPATION OF THE ŒSOPHAGUS FOR CARCINOMA	A. TUDOR EDWARDS and E. STANLEY LEE
MISPLACED WISDOM TEETH AND THE OTO-RHINO- LARYNGOLOGIST	C. BOWDLER HENRY
CLINICAL RECORD—	
HIGHER VEGETABLE FORMS IN THE UPPER RESPIRATORY TRACT	DOUGLAS MACFARLAN
SOCIETIES' PROCEEDINGS—	
AUSTRIAN OTOLOGICAL SOCIETY	
ROYAL SOCIETY OF MEDICINE—SECTION OF LARYNGOLOGY	
ABSTRACTS—	
THE EAR	THE LARYNX
THE NOSE AND ACCESSORY SINUSES	THE TONSIL AND PHARYNX
THE BRAIN	THE ŒSOPHAGUS AND ENDOSCOPY
	MISCELLANEOUS
REVIEW OF BOOK	
OBITUARY—	
ALEXANDER ROBERT TWEEDIE	GENERAL NOTES
HENRY BANKS-DAVIS	

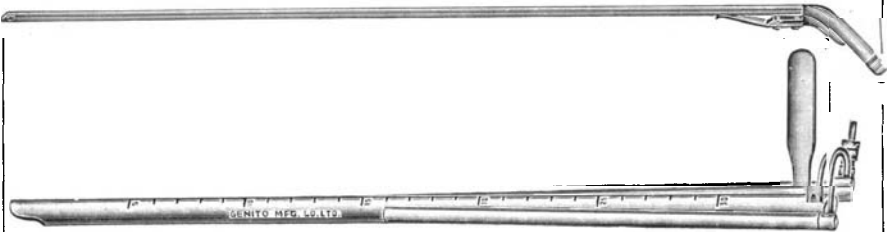
London
Headley Brothers
109 Kingsway, W.C.2

Monthly, 4/- net post free

Annual Subscription, 40/- net



**NEGUS' ENDOSCOPIC TABLE
WITH SUCTION PUMP**



**Esophagoscope with detachable Suction Tube and Proximal
Lighting as designed for V. E. NEGUS, M.S., F.R.C.S.
Obtainable in 4 sizes**

MADE BY

THE GENITO-URINARY MFG. CO. LTD.

28a DEVONSHIRE STREET, LONDON, W.1

Telephone:
WELBECK 3520, 3529


Telegrams:
CYSTOSCOPE, WESDO, LONDON

Please mention *The Journal of Laryngology* when replying to advertisements

GUY'S SILENT SUCTION APPARATUS

as made for

WM. MAYHEW MOLLISON, C.B.E., F.R.C.S.

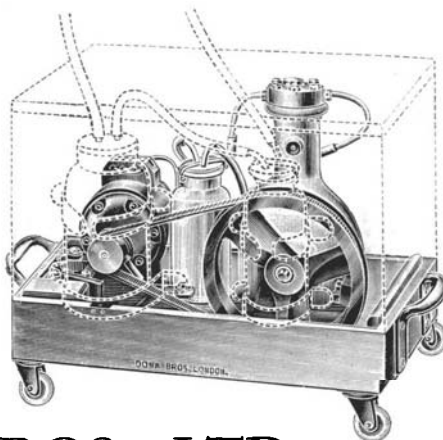


“ An efficient *silent* suction apparatus is essential in many throat investigations and operations and indeed is used for many operations on other parts of the body.

“ The above illustration shows an Electric Suction Apparatus which can rightly claim to be more efficient than the apparatus generally in use. The suction is continuous and so powerful that clots of blood and the most tenacious mucus are quickly removed. The apparatus is quiet and can easily be moved about the operation theatre and from one theatre to another. It is possible to use it for intra-tracheal

insufflation at the same time as suction since the pump delivers sixty litres of air per minute. The valves in the cylinder head are strong and specially designed for silence in operation and the sump of the machine carries enough oil for six months' continuous use; this ensures efficiency with the minimum of attention. The entire unit is mounted in a robust mahogany case which is fitted with four rubber-tyred castors. On the side of the case two large screw necked bottles are mounted. These bottles are the commercial “Kilner” type and can therefore be replaced with the minimum of expense. Blood and other fluids are removed from the operating field by the suction plant and find their way into the big bottle. The second bottle is a safety trap in the unlikely event of the first bottle becoming full at a moment when it is inconvenient to change it.

“ There are no resistances to regulate the speed and in order to use the apparatus it is only necessary to connect it to the main electrical supply.” The makers are Down Bros., Ltd., London.



DOWN BROS., LTD.

21 & 23 ST. THOMAS'S STREET, LONDON, S.E.1


(Opposite Guy's Hospital)

and at 22a CAVENDISH SQUARE, LONDON, W.

Telephone : MAYFAIR 0406

Please mention *The Journal of Laryngology* when replying to advertisements

PRESCRIBE DeVilbiss

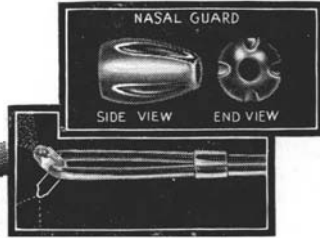


No. 15 ATOMIZER


For more than 45 years the medical profession has recognized the value of the DeVilbiss No. 15 Atomizer for applying sprayed solutions in prescribed self-treatment. The adjustable gold tip permits spraying in any direction, the vented nasal guard prevents excess pressure in the nasal cavities and the atomizer may be sterilized easily and rapidly by boiling or passing the tip through a flame. Dependable and certain in the hands of the patient, the DeVilbiss No. 15 applies the treatment you want gently and thoroughly—may we suggest that you mark “DeVilbiss Atomizer No. 15” on your prescription where its use is indicated.

AEROGRAPH Co., Ltd., 43 Holborn Viaduct, London, E.C.1. Sole distributors of DEVILBISS products in the United Kingdom. Telephone: Holborn 1257 and 1258

Ventilating Grooves prevent excess pressure in Nasal Cavities.



Adjustable gold tip for spraying in any direction.



CVS-86

FOURTH EDITION. FULLY REVISED.

Demy 8vo, 473 pp. 243 Text Illustrations and 21 plates (of which 8 are in colour). 20s. net, postage 6d.

DISEASES OF THE NOSE, THROAT AND EAR

For Practitioners and Students

Edited by **A. LOGAN TURNER, M.D., LL.D., F.R.C.S.E.**
Consulting Surgeon, Ear and Throat Department, Royal Infirmary, Edinburgh

With the collaboration of
J. S. FRASER, M.B., F.R.C.S.E., J. D. LITHGOW, M.B., F.R.C.S.E., G. EWART MARTIN, M.B., F.R.C.S.E.,
DOUGLAS GUTHRIE, M.D., F.R.C.S.E., CHARLES E. SCOTT, M.B., F.R.C.S.E., and
JOHN P. STEWART, M.D., F.R.C.S.E.

“There is no other book which includes laryngology and otology with such success. . . . The present edition should surpass the previous issues in popularity.”—British Medical Journal.

Bristol: John Wright & Sons Ltd. New Illustrated Catalogue free. London: Simpkin Marshall Ltd.

For Advertisement space in this Journal and all matters with regard to subscriptions, write to:

HEADLEY BROTHERS, 109 Kingsway, London, W.C.2

Please mention *The Journal of Laryngology* when replying to advertisements

POLLEN GRAINS

Their structure, identification and significance in science and medicine.

By **R. P. WODEHOUSE, Ph.D.**

Scientific Director of the Hayfever Laboratory,
The Arlington Chemical Company.

574 pages, 9 × 6, 123 illustrations

36/- net

A general treatment of pollen grains, giving special attention to the kinds which are wind pollinated and cause hayfever or are likely to be found fossilized in sedimentary deposits. The book sets forth and evaluates the characters whereby the pollen grains of different species may be distinguished, and those also which indicate phylogenetic differences and relationships.

The illustrations, original and almost all the work of the author, are a noteworthy feature of the book.

CONTENTS

Introduction—Pollination and Fertilization—Pollen Grains and Worlds of Different Sizes.

PART I.—General

Historical Review—Methods of Collecting Pollen in Large Amounts—Preparation of Pollen for Microscopic Examination—Pollen Statistics: A Botanical and Geological Research Method by Prof. G. Erdtman—Atmospheric Pollen—Hayfever: Early Spring, Early Summer, Late Summer.

POLLEN GRAIN CHARACTERS—I. General—II. The Trischistoclastic System.

PART II.—Classification

Master Key—Fossil Gymnosperms: Living Gymnosperms: Key to the Genera—Angiospermae—Glossary—Bibliography—Index.

McGraw-Hill Publishing Company, Ltd.
Aldwych House London, W.C.2

Mail Your Order Now!

PROBLEMS OF THE DEAF

By **MAX A. GOLDSTEIN, M.D., F.A.C.S.**

610 Pages—273 Illustrations—Leather Bound

\$6.00 Postage prepaid

An unusual, authoritative and comprehensive volume of XIX chapters, covering every phase of work with the Deaf, Deafened and Speech Defective, by an otologist and teacher of 40 years' experience, including:

Chronological History of Deafness—Anatomy and Physiology—Mechanics of Speech—Speech Defects—Cerebral Localization—Hearing Tests—Methods of Instruction—The Acoustic Method—Training of Teachers—The Deaf Child—Hard-of-Hearing Child—Physician and Deaf Child—Parent of Deaf Child—Deafened Adult—Hearing Aids—Schools for the Deaf—Quacks and Quackeries—Research.

Published by **THE LARYNGOSCOPE PRESS**

4574 West Papin Street

ST. LOUIS, MO.

Please mention *The Journal of Laryngology* when replying to advertisements

• COUGH •

A PAINFUL and troublesome cough, whether associated with Tracheitis, Laryngitis, Pharyngitis, with Bronchitis, Pleurisy or Pneumonia, when treated with Antiphlogistine Brand Dressing, applied as hot as the patient can comfortably bear, is usually attended with the happiest results.

Following its use, the congestion tends to decrease and the respiration to ease, while the cough becomes looser and less painful.

ANTIPHLOGISTINE

BRAND DRESSING

Sample on Request

MADE IN ENGLAND

THE DENVER CHEMICAL MFG. CO.

12 Carlisle Road London, N.W.9

Please mention *The Journal of Laryngology* when replying to advertisements

RECENT ADVANCES IN

LARYNGOLOGY & OTOLOGYBy **R. SCOTT STEVENSON, M.D., F.R.C.S.E.**

Surgeon, Metropolitan Ear, Nose and Throat Hospital, London.

With 128 Illustrations, including 13 Plates. **Price 15s.**

"The idea of the book is excellent, and the work has been carried out in a scholarly fashion."
Archives of Otolaryngology.

"The material is well selected, well digested, and most important, is accurate in detail."
Annals of Otolaryngology, Rhinology and Laryngology.

"It is a help to find the separate contributions of many research workers so ably sifted."—*Lancet.*

"The book will be of the greatest help to the specialist. . . . who wishes to refresh his memory."
British Medical Journal.

J. & A. CHURCHILL LTD., 104 Gloucester Place, London W.1**BINDING****The Journal of Laryngology & Otology**

Subscribers wishing to have their Journals bound can do so by sending them to the Publishers.

Volumes are strongly bound in whole dark blue buckram cases, with gilt tops and gold lettering on spine. The cost of binding is 8s. 6d. per volume including postage.

Any missing parts can be supplied at 4s. each, or the whole volume, complete in the above binding, for 45s. 6d.

Publishers' cases can be supplied for 3s. 6d.

HEADLEY BROTHERS, 109 KINGSWAY, LONDON, W.C.2**BACK NUMBERS OF THE****Journal of Laryngology & Otology**

Back numbers of most issues of this Journal can be obtained from the Publishers, HEADLEY BROTHERS, 109 Kingsway, London, W.C.2. The following, however, are out of print, and no stock is at present available :

1887	January, April-June, and August-December.	1896	February and March.
1888	January-March, and August.	1897	January, June and August-October.
1889	November.	1902	February.
1890	August, October and November.	1914	August.
1891	January, March, June and September.	1916	April.
1892	January, and March-December.	1920	January and August.
1893	January and February.	1921	January-June, and September.
1894	November.	1924	January-March and July-December.
1895	January, February and August.	1931	October and November.
		1935	November.

If any subscribers have any of these copies which they do not need, it would be greatly appreciated if they would return them to the Publishers who will refund the full published price.

HEADLEY BROTHERS, 109 KINGSWAY, LONDON, W.C.2

Please mention *The Journal of Laryngology* when replying to advertisements

The Journal of Laryngology and Otology

(Founded in 1887 by MORELL MACKENZIE and NORRIS WOLFENDEN)

EDITED BY
WALTER HOWARTH

ASSISTED BY
W. M. MOLLISON

1. Original Articles are accepted on the condition that they have not been published elsewhere.
2. Manuscripts should be typewritten, on one side only of the paper, and well spaced.
3. Galley proofs and engraver's proofs of illustrations are sent to the author. Corrections, which should be kept to a minimum, must be clearly marked and no additional matter added.
4. Orders for reprints should be sent when returning galley proofs, and for this purpose special forms are supplied, on which the price of the reprints is stated.
5. Authors of Original Communications on Oto-Laryngology in other Journals are invited to send a copy, or two reprints, to the *Journal of Laryngology*. If they are willing, at the same time, to submit their own abstract (in English, French, Italian, or German) it will be welcomed.
6. Editorial Communications may be addressed to THE EDITOR, *Journal of Laryngology*, c/o HEADLEY BROTHERS, 109 Kingsway, London, W.C.2.
7. The Annual Subscription commencing with the January issue is Two Pounds sterling, post free, and is payable in advance.
8. Single copies, both of the present and the previous series, are on sale at Four Shillings each.
9. All Subscriptions, advertising and business communications should be sent to the Publishers, HEADLEY BROTHERS, 109 Kingsway, London, W.C.2.

United States of America

Orders for this Journal may be sent either through a local bookseller, or to Messrs. G. E. STECHERT & CO., 31-33 East 10th Street, New York, or direct to the Publishers, HEADLEY BROTHERS, 109 Kingsway, London, W.C.2, England.

Please mention *The Journal of Laryngology* when replying to advertisements

CONTENTS

	PAGE
EXTIRPATION OF THE ŒSOPHAGUS FOR CARCINOMA. A. Tudor Edwards (London) and E. Stanley Lee (London)	281
MISPLACED WISDOM TEETH AND THE OTO-RHINO-LARYNGOLOGIST. C. Bowdler Henry (London)	293
CLINICAL RECORD—	
Higher Vegetable Forms in the Upper Respiratory Tract. Douglas Macfarlan (Philadelphia)	309
SOCIETIES' PROCEEDINGS—	
Austrian Otological Society	313
Royal Society of Medicine—Section of Laryngology	318
ABSTRACTS—	
The Ear	329
Neoplasms involving the Middle Ear. L. A. Schall; Puncture of the Internal Jugular Vein in cases of Mastoiditis. L. M. Freedman; The Test of Queckenstedt-Stookey in Otology. M. Aubry and J. Signald; A Concentrated Solution for Anæsthesia of the Tympanic Membrane. P. Mangabeira-Albernay; The Results of Otological Researches among 1,366 pupils of Schools at Tartu. E. Sarreste; Towards a Method for Quantitative Measurement of the Functional Capacity of the Vestibular Apparatus. G. Dohlman; Contributions to the Pathological Anatomy of the Ear. H. Richter.	
The Nose and Accessory Sinuses	334
The Radiological Investigation of the Superior Maxillary Antrum. E. H. Shannon; On the question of the Pathways of Infection in Meningitis of Nasal Origin. J. Jacobsgaard.	
The Brain	336
Contribution to the Study of Artificial Tumours of the Brain in Animals. C. O. Nylén; Contribution to the Symptomatology of Transplanted Brain Tumours in Rats with and without Labyrinths. B. Fromm and C. O. Nylén; Some Personal Observations on Brain Abscess. P. Caliceti; Brain Abscess. Professor Raoul de Sanson.	
The Larynx	339
On a New Method of Filming the Larynx. A. Hall; The Prognostic Significance of Paralysis of the Recurrent Laryngeal Nerve. Paul Frenckner; Diabetic Lesion of the Epiglottis. Professor G. Zanni; A Case of Embolus of the Vertebral Artery with a description of the findings in the Muscles of the Larynx. P. A. Campbell and E. Grabscheid; Tuberculous Laryngitis and Tracheotomy. Dott Enrico Rubaltelli.	
The Tonsil and Pharynx	342
On the Question of the Physiological Significance of the Tonsils; an Animal Experimental Study. Torsten Skoog; Statistical Review of Malignant Growths of the Upper Air Passages observed over Five Years. Ettore Giuffrida.	
The Œsophagus and Endoscopy	344
Primary Œsophageal Carcinoma, with especial reference to a Non-Stenosing Variety. Robert W. Mathews and Truman G. Schabel.	
Miscellaneous	345
A New Method of Removal of Foreign Bodies from the Stomach. Gabriel Tucker.	
REVIEW OF BOOK	346
OBITUARY—	
Alexander Robert Tweedie	347
Henry Banks-Davis	349
GENERAL NOTES	351