

KEVEX AND NORAN ARE BECOMING ONE!

Thermo Spectra recently announced the restructuring of Kevex Instruments, including both their microanalysis and XRF product lines.

The Kevex microanalysis efforts, including both products and personnel, will be integrated within NORAN Instruments. A stated objective is to have a stronger product offering to the EM market and to provide more choices to customers. The Kevex microanalysis products, including the Sigma product line, will be supported by the new organization.

The Kevex XRF system line will be integrated within Spectrace Instruments. The objective of this new organization will be to build a new XRF/XRD market focused business.

The support for the products of both companies will continue without disruption. All customers should continue to contact their previous organization for support.

TOPOMETRICS AND PARK SCIENTIFIC ARE BECOMING ONE

Refer to the letter by Dr. Gary Aden on the preceding page.

New Micro-Technology Division

Ladd Research Industries has announced the formation of a new micro-technologies division which will specialize in advanced aperture and micro-hole development.

This new micro technology division also produces advanced apertures/

slits for a wide array of applications including x-ray collimators, FIBs, and other beam and flow control devices. Currently three communications satellites equipped with Ladd control devices are now in geo-synchronous orbit above the earth.

1999 Microscopy Society of America Awards

All MSA Members are reminded that applications are currently being solicited for the 1999 MSA Awards. The Awards include:

MSA Distinguished Scientist (Biological Sciences)

MSA Distinguished Scientist (Physical Sciences)

MSA Burton Metal

MSA Outstanding Technologist (Biological Sciences)

MSA Outstanding Technologist (Physical Sciences)

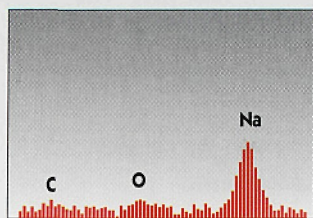
MSA Morton D. Maser Distinguished Service Award

The deadline for receipt of Awards Nomination Packages is December 31, 1998. Please contact Gracie Burke (mgburke@pitt.edu) or the MSA Business Office for additional information

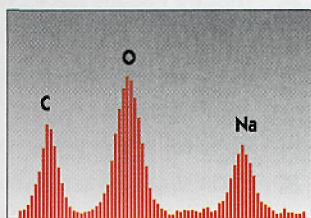
American Chemical Society is once again offering "Analytical Light Microscopy for Chemists", a total immersion, hands-on course, in conjunction with PITTCON '99, March 5-7, 1999, in Orlando, FL. Curriculum details are available from the course organizer at www.MME-Microscopy.com/education and registration detail from ACS (800-227-5558), www.acs.org

Light Element Peaks Revealed!

Oil Film on EDX Windows Removed:



Oily Window



Clean Window

Oil build-up on EDX detector windows can ruin sensitivity for light element X-rays in SEMs. To stop oil condensation and keep the system clean, smart SEM users rely on the XEI Scientific SEM-CLEAN™ system.

Result: Consistent light element X-ray results and contamination-free pictures. The Nitrogen purge of the inexpensive SEM-CLEAN system actively cleans your electron microscope while you're away.

SEM-CLEAN™ Stops the Oil



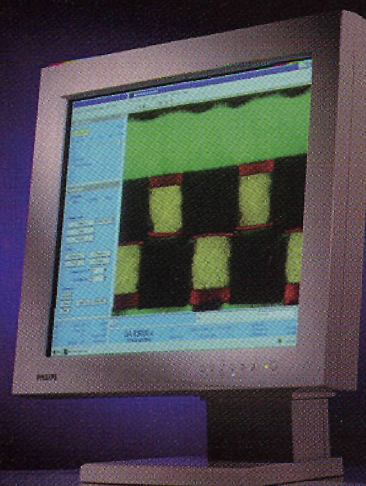
3124 Wessex Way, Redwood City, CA 94061-1348
650-369-0133 ■ Fax 650-363-1659

<http://www.msa.microscopy.com/SM/XEI/XEIHomePage.html>

SEE ME

See for yourself

For the first time ever, you can have your imaging and analysis fully embedded with your TEM microscope. Everything running under Microsoft Windows NT®. Watch how it all comes together now, on one single monitor



Tecnai
See it *your way!*

PHILIPS
Let's make things better.