

The WFI H α spectroscopic survey of the Magellanic Clouds: Be stars in SMC open clusters

Christophe Martayan^{1,2}, Dietrich Baade³ and Juan Fabregat⁴

¹Royal Observatory of Belgium, 3 avenue circulaire 1180 Brussels, Belgium
email: martayan@oma.be

²GEPI, Observatoire de Paris, CNRS, Université Paris Diderot; 5 place Jules Janssen 92195
Meudon Cedex, France

³ESO – European Organisation for Astronomical Research in the Southern Hemisphere,
Karl-Schwarzschild-Str. 2, D-85748 Garching b. Muenchen, Germany
email: dbaade@eso.org

⁴Observatorio Astronómico de Valencia, edifici Instituts d'investigació, Poligon la Coma,
46980 Paterna Valencia, Spain, email: Juan.Fabregat@uv.es

Abstract. At low metallicity, B-type stars show lower loss of mass and, therefore, angular momentum so that it is expected that there are more Be stars in the Magellanic Clouds than in the Milky Way. However, till now, searches for Be stars were only performed in a very small number of open clusters in the Magellanic Clouds. Using the *ESO/WFI* in its slitless spectroscopic mode, we performed a H α survey of the Large and Small Magellanic Cloud. Eight million low-resolution spectra centered on H α were obtained. For their automatic analysis, we developed the ALBUM code. Here, we present the observations, the method to exploit the data and first results for 84 open clusters in the SMC. In particular, cross-correlating our catalogs with OGLE positional and photometric data, we classified more than 4000 stars and were able to find the B and Be stars in them. We show the evolution of the rates of Be stars as functions of area density, metallicity, spectral type, and age.

Keywords. techniques: spectroscopic, surveys, stars: emission-line, Be, galaxies: individual (SMC), Magellanic Clouds, galaxies: star clusters

1. Introduction

Emission line stars (ELS) range from young to evolved stars (T Tauri, Herbig Ae/Be, WR, Planetary Nebulae, etc.), from hot to cool stars (Classical Be star, Oe, Supergiants star, Mira Ceti, Flare stars, etc.). Among the ELS, here, we focus on the classical Be stars. They are non-supergiant B type stars, which have displayed at least once emission lines in their spectra, mainly in the Balmer series of hydrogen. The emission lines come from a circumstellar decretion disk formed by episodic matter ejection of the central star. It appears that the Be phenomenon is related to fast rotation and probably additional properties such as non-radial pulsation or magnetic fields. For a comprehensive review of Be stars in the Milky Way we refer the reader to Porter & Rivinius (2003). It seems also that low metallicity plays a role (Kudritzki *et al.* 1987): at low metallicity, typical of the Small Magellanic Cloud (SMC), the stellar radiatively driven winds are less efficient than at high metallicity (typical of the Milky Way, MW), thus the mass loss is lower and the stars keep more angular momentum. As a consequence, B-type stars rotate faster in the SMC/LMC than in the MW (Martayan *et al.* 2007).

It is then expected that metallicity has also an effect on the Be-phenomenon itself as reported by Maeder *et al.* (1999) or Wisniewski & Bjorkman (2006), while the evolutionary phase could also play a role (Fabregat & Torrejón 2000). In most cases, the study of open clusters was done by using photometric observations, in the MW. The work by McSwain & Gies (2005) is a typical example. To test these issues and improve the comparisons between SMC and MW, spectroscopic observations of stars in open clusters have to be done. In the SMC, a survey of emission line objects was performed by Meyssonnier & Azzopardi (1993) using photographic plates. However, they were not able to study the stars in open clusters but mainly in the field. This paper deals with our slitless spectroscopic survey of ELS and Oe/Be/Ae stars in SMC open clusters, while in the whole SMC 3 million spectra were obtained.

2. Observations, data-reduction

To increase the number of open clusters studied in the SMC (1 to 6 in the previous photometric studies of Maeder *et al.* 1999 or Wisniewski & Bjorkman 2006), to improve the statistics, and to quantify the evolution of the rates of Be stars to B stars with decreasing metallicity, we performed a slitless spectroscopic survey of the SMC. The observations were obtained on September 25, 2002 with the *ESO Wide Field Imager* (WFI, see Baade *et al.* 1999) at the 2.2-m *MPG Telescope* located at La Silla in Chile. We used its slitless spectroscopic mode with the R50 grism and a narrow filter centered on H α to reduce the crowding of observed areas. We recall that this kind of instrumentation is not sensitive to the diffuse ambient nebulosities and does not allow weak emission lines to be found. With 10-minutes exposures with WFI, it is possible to detect emission lines with EW ≥ 10 Å or with a relative intensity to the continuum equal to 2 down to V magnitudes around 17.5 mag. For fainter stars, due to the noise in the spectra, only stronger emission lines are within reach. For an example of this kind of observations, see the study by Martayan *et al.* (2008a) in the MW NGC 6611 open cluster and the Eagle Nebula.

The CCD image treatment was performed using IRAF tasks. The spectra extraction was done using the SExtractor code (Bertin & Arnouts 1996). The treatment of spectra and search for stars with emission were done by using the ALBUM code (see Martayan *et al.* 2008b).

Details about the samples used in this study are given in Table 1.

3. Results

After data-reduction, the objects were sorted by categories (definite or candidate ELS, absorption stars), and the astrometry of the stars was performed with an accuracy of 0.5'' with the ASTROM package of Wallace & Gray (2003).

Classification of stars

We then cross-matched our catalogues with OGLE photometric catalogues in SMC open clusters from Udalski *et al.* (1998), Pietrzyński & Udalski (1999), and Udalski (2000), in order to obtain the *B*, *V*, *I* magnitudes of the stars, and the reddening and age of open clusters. With this information, the absolute magnitudes and the dereddened colour indices of the stars were derived.

Several open clusters are found with high ratios of Be to B stars, occasionally even higher than in NGC 330, an open cluster already known for its rich Be content. In order to abstract from the large variations from one open cluster to another in their frequency

Table 1. Details and comparison of samples used in this study.

	SMC (this study)	MW from McSwain & Gies (2005)
Number open clusters	84	54
Definite Be stars	109	52
Candidate Be stars	54	116
Total classical Be stars	163	168
Ae stars	7	57
Oe stars	6	3
Other ELS (not MS)	90	
Unclassified ELS ¹	49	
NGC 346 ²	54	
B stars	1384	1741
other stars	2683	508

Notes:

¹No OGLE photometry available for these stars.

²NGC 346 is a complex young SMC open cluster, which contains both classical Be stars and Herbig Be/Ae stars but also other kinds of ELS (WR, T Tauri). Because of the risk of possible confusions, the classical Be stars from this cluster are not included in the statistics of Be stars.

of Be stars, the stars were grouped in a global sample. We classified the 4300 stars in our sample by using the calibration provided by Lang (1992). Fig. 1 shows the corresponding global HR colour/magnitude diagrams. From these results it seems that the SMC sample is complete for the ELS till spectral types B3–B4, while for absorption stars it is complete till B5.

Ratios of Be to B stars vs. metallicity

To highlight and quantify a potential trend of the rates of Be stars to B stars with decreasing metallicity, we compared these ratios by spectral-type categories with the study of McSwain & Gies (2005) in the MW. The same calibration for the classification of the stars was used in the MW. The comparison of the rates is shown in Fig. 2. Down to the completeness limit of our study of ELS, one can see that the ratios are several times higher in the SMC than in the MW. Thus, there is an impact of the metallicity on the number of Be stars probably corresponding to the increase of the rotational velocities in the SMC in comparison with the MW.

Distribution of Be stars with spectral types.

The distribution of Be stars by spectral type categories in the SMC and MW was also studied. In the MW, the results from McSwain & Gies (2005) in open clusters, and from Zorec & Frémat (2005) in the field, were used. The result is shown in Fig. 3. It appears that the maximum of Be stars is reached at the spectral type B2 in the SMC and MW. There is also another peak at B5–B6, which can be seen in the MW studies (complete for the whole B-main sequence). The first peak corresponds to the maximum of the emission intensity, the second one to the combined effects of the decrease of the emission intensity and the increase of the initial mass function of stars towards late type stars.

Distribution of open clusters with Be stars vs. age

From preliminary results it appears that predominantly young open clusters (age < 100 Myr) are found to contain classical Be (CBe) stars, but depending on the types of the stars, certain CBe stars could have reached the terminal-age main sequence (TAMS). For example in the case of B0e stars, the TAMS is reached in ~ 10 Myr. Some other old

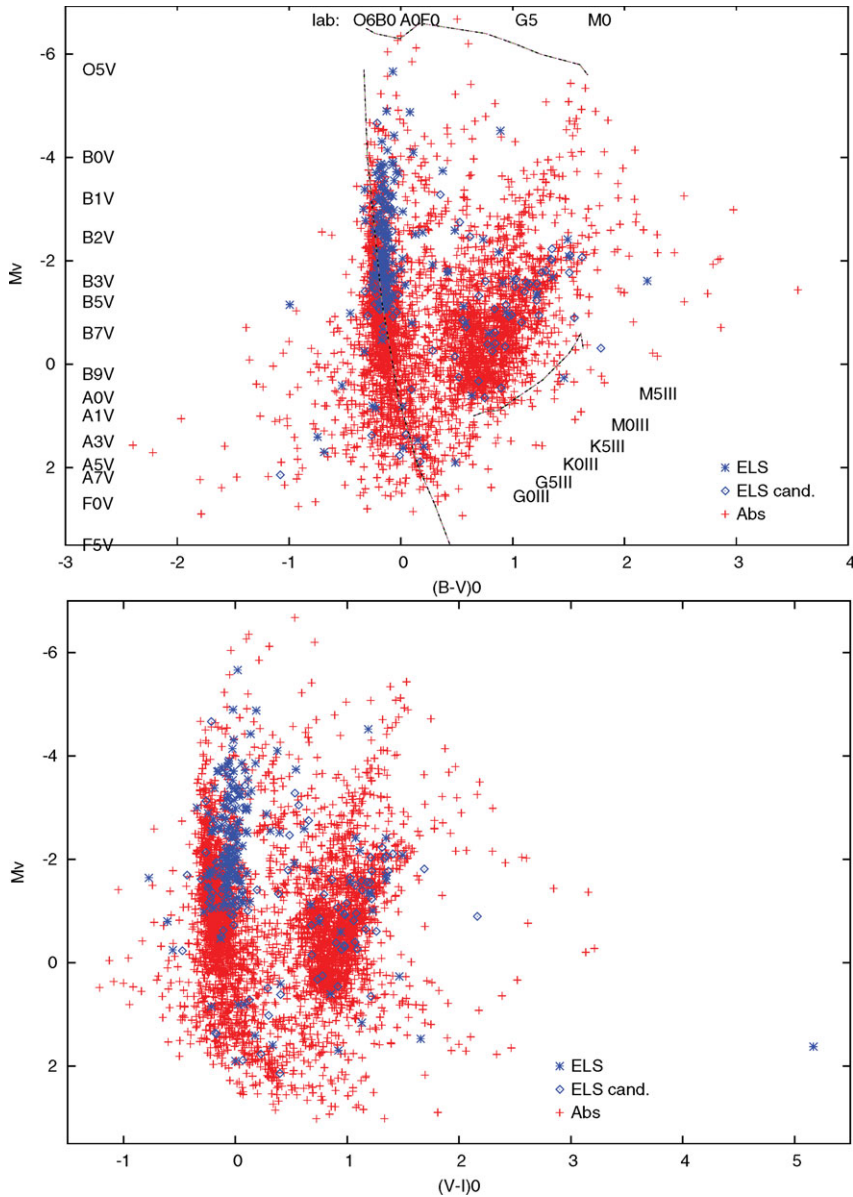


Figure 1. Absolute V magnitude vs. dereddened $(B - V)$ or $(V - I)$ color (respectively top and bottom) for SMC stars of our sample. Blue crosses correspond to definite ELS, blue diamonds correspond to candidate ELS, and red “+” to absorption stars.

open clusters (age > 100 Myr) host CBe stars. From these results, it seems that certain CBe could be born as CBe stars and some others appear during their evolution. This point needs more investigations star by star.

4. Conclusions

Preliminary studies have shown a trend of the increase of the fraction of Be stars with decreasing metallicity. However, up to now, the studies were only performed on a very limited sample of open clusters (less than 10 in the SMC) and with photometric data.

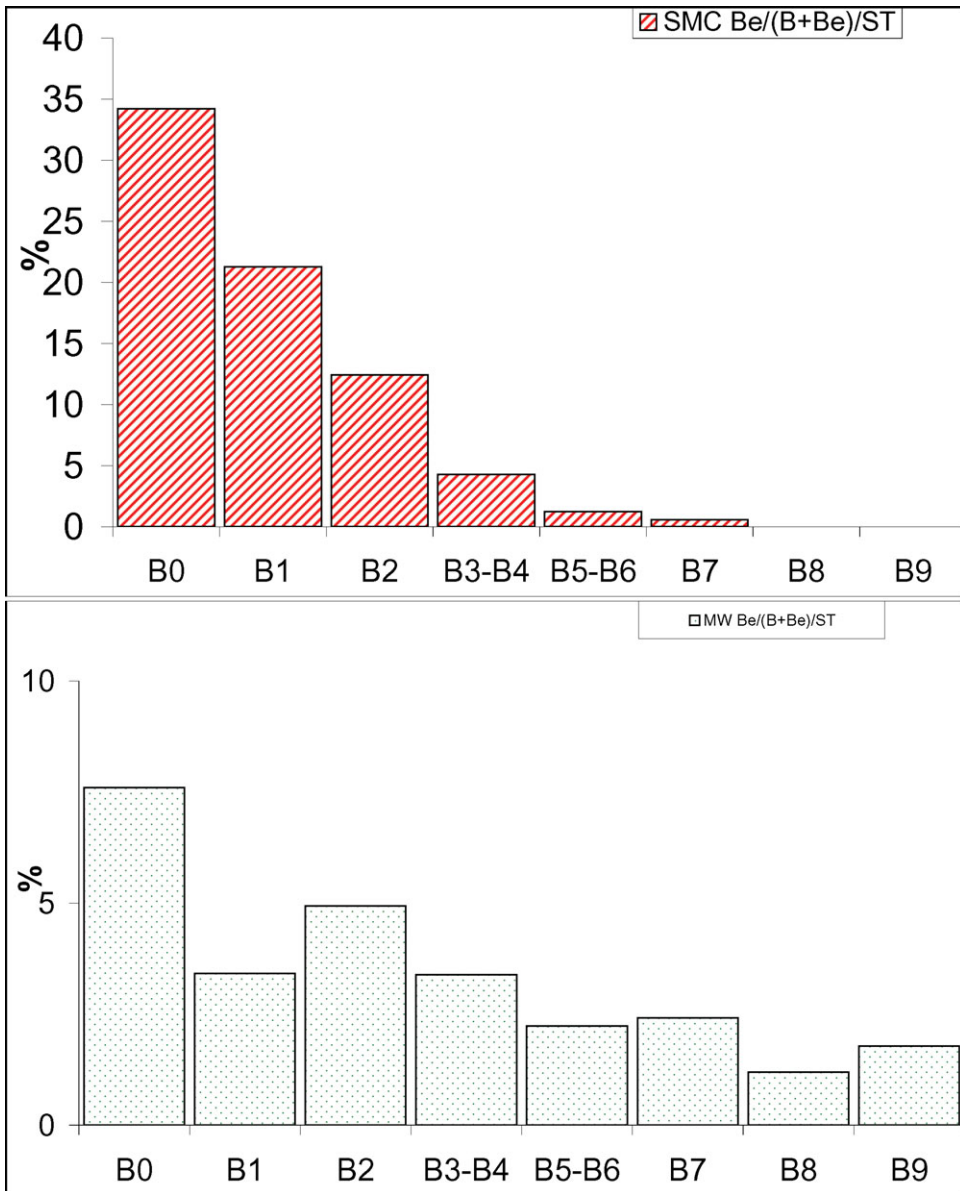


Figure 2. Ratios of definite Be stars to B stars as a function of spectral type in the SMC (top), and in the MW (bottom, from McSwain & Gies 2005).

Using the *ESO/WFI* in its slitless spectroscopic mode, we observed 84 open clusters in the SMC. Thanks to different codes and OGLE data, we were able to find and classify the emission line stars and absorption stars (~ 4300 stars). The ratios of Be stars to B stars in the SMC and MW were studied. The comparison allows to quantify the increase of the number of Be stars with decreasing metallicity. Be stars in the SMC are 2 to 4 times more abundant than in the MW depending on the spectral types. It seems also that early Be stars follow the same distribution in the SMC and MW with a maximum at the spectral type B2. About the stellar phases at which Be stars appear, from our preliminary results, it seems that certain Be stars could be born as Be stars, while others

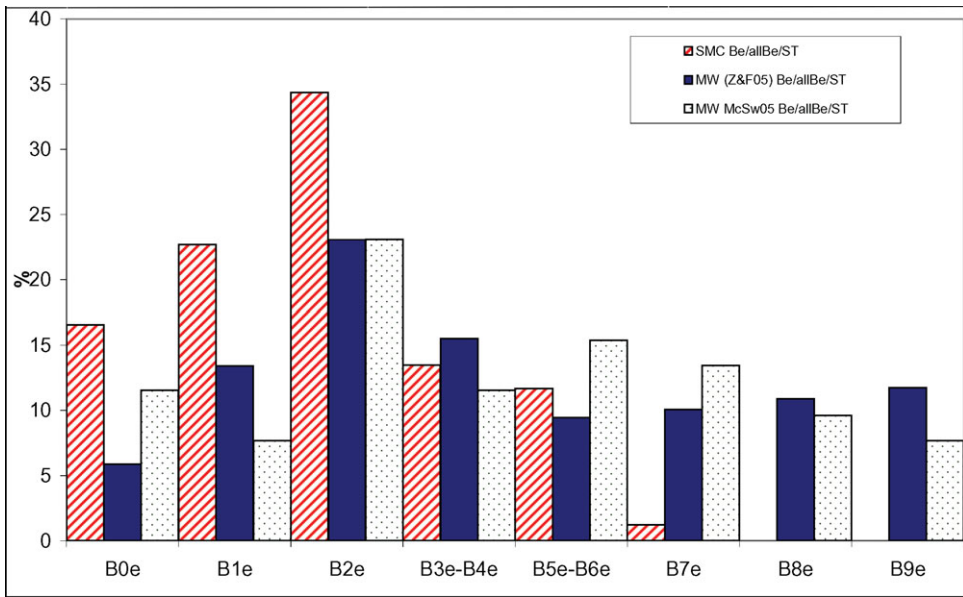


Figure 3. Distribution of Be stars with spectral type in SMC (open clusters, hatched bars) and the MW (field, filled bars and open clusters, dotted bars).

could appear during the main sequence depending also probably on the metallicity and spectral types of stars.

Acknowledgements

C.M. acknowledges funding from the ESA/Belgian Federal Science Policy in the framework of the PRODEX program (C90290). C.M. thanks support from ESO's DGDF 2006, the IAUS SOC/LOC for the IAU grant, and the FNRS for the travel grant.

References

- Baade, D., Meisenheimer, K., Iwert, O., *et al.* 1999, *The Messenger*, 95, 15
 Bertin, E. & Arnouts, S. 1996, *A&AS*, 117, 393
 Fabregat, J. & Torrejón, J. M. 2000, *A&A*, 357, 451
 Kudritzki, R. P., Pauldrach, A., & Puls, J. 1987, *A&A*, 173, 293
 Lang, K. R. 1992, *Astrophysical Data*, Springer Verlag
 Maeder, A., Grebel, E. K., & Mermilliod, J. -C. 1999, *A&A*, 346, 459
 Martayan, C., Frémat, Y., Hubert, A. -M., *et al.* 2007, *A&A*, 462, 683
 Martayan, C., Floquet, M., Hubert, A. -M., *et al.* 2008a, *A&A*, 489, 469
 Martayan, C., Baade, D., Hubert, A. -M., *et al.* 2008b, *The 2007 ESO instrument calibration workshop*, p. 595
 McSwain, M. V. & Gies, D. R. 2005, *ApJS*, 161, 118
 Meyssonnier, N. & Azzopardi, M. 1993, *A&AS*, 102, 451
 Pietrzyński, G. & Udalski, A. 1999, *AcA*, 49, 157
 Porter, J. M. & Rivinius, T. 2003, *A&A*, 115, 1153
 Udalski, A., Szymański, M., Kubiak, M., *et al.* 1998, *AcA*, 48, 147
 Udalski, A. 2000, *AcA*, 50, 279
 Wallace, P. T. & Gray, N. 2003, *User guide of ASTROM*
 Wisniewski, J. P. & Bjorkman, K. S. 2006, *ApJ*, 652, 458
 Zorec, J. & Frémat, Y. 2005, *SF2A-2005: Semaine de l'Astrophysique Française*, p. 361