

## Adding your dataset to JPP's Zenodo

JPP encourages authors to make available the underlying dataset of their article. JPP has partnered with Zenodo to provide authors with the tools to do this. Zenodo is a free service that gives authors the ability to deposit and provide access to the data objects or datasets that underlie the figures and tables in their published research. Zenodo assigns all publically available uploads a DOI so that the datasets can be easily referenced.

Below is a step by step walkthrough for using Zenodo.

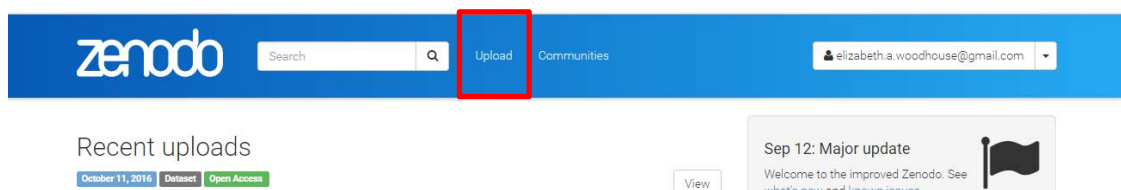
### 1. Registering as a user on Zenodo

Go to Zenodo's sign up page: <https://zenodo.org/signup/>. To sign up you'll need to provide a username, password and email address. Alternatively you can sign up with GitHub or ORCID.

### 2. Uploading your dataset

NOTE: please add your dataset to Zenodo prior to submitting your manuscript to JPP. Your dataset on Zenodo will be assigned a Digital Object Identifier (DOI). Please cite this DOI in your manuscript when referring to your dataset

Upload your dataset using the upload button, as indicated by the screenshot below.




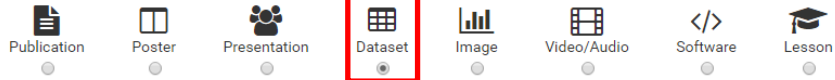
You'll be taken through to a form with a certain number of required fields, indicated with an asterisk. In order to keep the entries in the JPP Zenodo Community consistent we ask you to do the following:

- **Upload type:** please select 'Dataset'
- **Digital Object Identifier:** leave this blank. Zenodo will assign your dataset a DOI which should be added to your JPP paper when citing the Dataset
- **Publication date:** this is the date on which you added your dataset to Zenodo
- **Title:** this should be the title of your article you are submitting to JPP, but please add 'Dataset from:' to the beginning of the title (see screenshot below). This helps clearly indicate to other users that the uploaded dataset is associated with a particular JPP article
- **Description:** this field should contain the abstract of your paper
- **Access Right:** this field defaults to Open Access. This is designed to reduce all legal and technical impediments to the re-use of data. Under this licence, you do not retain copyright. The licence places your data as completely as possible in the public domain, so that others may build upon, enhance and re-use the work. Other licences are available if you do not wish to make your dataset available as Open Access.
- **Communities:** Please leave this blank at the time of submission. If your article is accepted for publication in JPP this field can be updated.

(minimum 1 file required, max 50 GB per dataset - [contact us](#) for larger datasets)

Upload type

required 



Basic information

required 

**Digital Object Identifier**

e.g. 10.1234/foo.bar

Optional. Did your publisher already assign a DOI to your upload? If not, leave the field empty and we will register a new DOI for you. A DOI allows others to easily and unambiguously cite your upload.

Pre-reserve DOI

**Publication Date \***

2016-10-18

Required. Format: YYYY-MM-DD. In case your upload was already published elsewhere, please use the date of first publication.

**Title \***

Dataset from: JPP Article

Required

**Authors \***

Family Name, Given names

Affiliation

[+ Add another author](#)

**Description \***



Further information on Zenodo can be found [here](#)