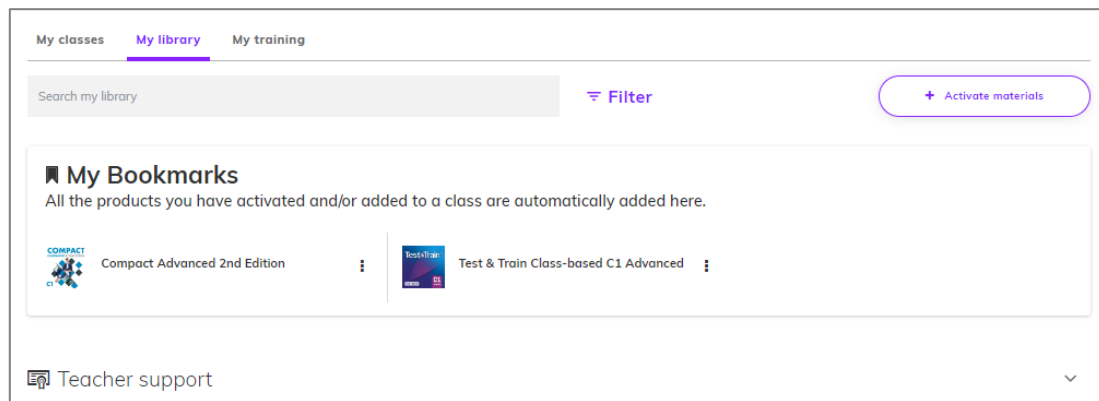




Activating Test & Train in *Compact Advanced 2nd Edition*

Teacher

- 1) Access the digital components of *Compact Advanced 2nd Edition* using the code in the front of the Teacher's Book.
- 2) Look in **My Bookmarks** and you will see a tile for **Compact Advanced 2nd Edition**, and separately you will see a tile for **Test & Train Class-based C1 Advanced**. One code gives you access to **two** products.

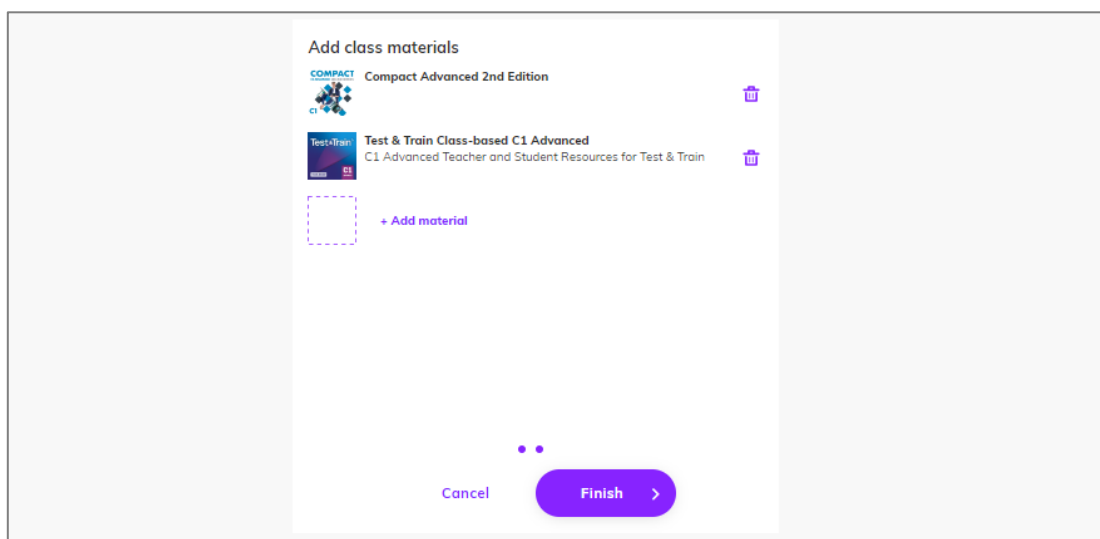
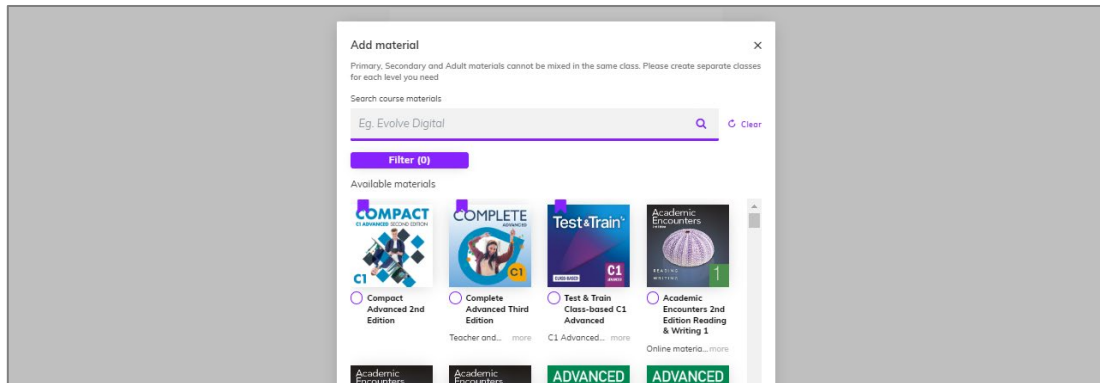


- 3) To set up your class go to **My classes**, create a new class for *Compact Advanced*. When you 'add materials', first add *Compact Advanced 2nd Edition*, and secondly add *Test & Train Class-based C1 Advanced*. Click on **Finish** and your class is successfully created.

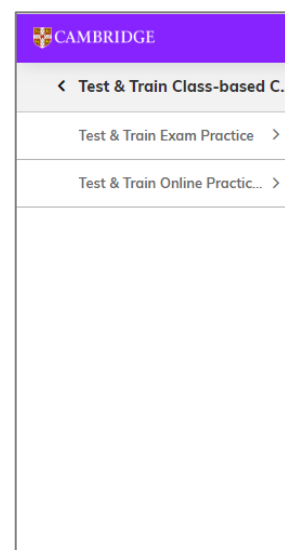
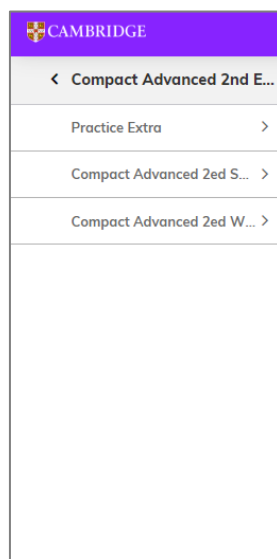
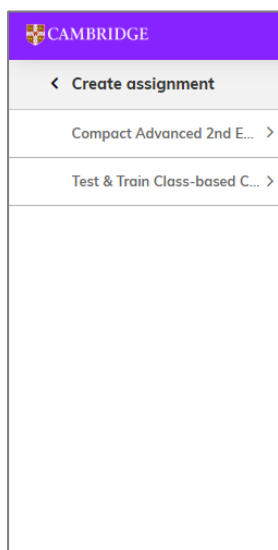




CAMBRIDGE



- 4) Once the class is set up, when you go to **Assignments** you will see you can choose from *Compact Advanced 2nd Edition* (Practice Extra, Students Book eBook or Workbook eBook) or *Test & Train Class-based C1 Advanced* (Exam Practice or Online Practice Test).



Where your world grows