

SCOPE AND SEQUENCE

UNIT TITLE TOPIC	FUNCTIONS	LISTENING AND SPEAKING	VOCABULARY	GRAMMAR FOCUS
Welcome pages 2–5	<ul style="list-style-type: none"> Identifying the letters of the alphabet Spelling names Identifying classroom directions Identifying numbers 	<ul style="list-style-type: none"> Saying classroom directions Saying the alphabet Saying numbers 	<ul style="list-style-type: none"> Classroom directions The alphabet with capital and lowercase letters Numbers 	
Unit 1 Personal information pages 6–19 Topic: Describing people	<ul style="list-style-type: none"> Identifying names Identifying phone numbers Identifying countries of origin Exchanging personal information 	<ul style="list-style-type: none"> Asking and answering questions about personal information 	<ul style="list-style-type: none"> Personal information Countries Months of the year 	<ul style="list-style-type: none"> Possessive adjectives (<i>my, your, his, her</i>)
Unit 2 At school pages 20–33 Topic: The classroom	<ul style="list-style-type: none"> Identifying classroom objects Describing location Finding out location 	<ul style="list-style-type: none"> Asking what someone needs Asking about and giving the location of things 	<ul style="list-style-type: none"> Classroom furniture Classroom objects Days of the week 	<ul style="list-style-type: none"> Prepositions of location (<i>in, on, under</i>)
Review: Units 1 and 2 pages 34–35		<ul style="list-style-type: none"> Understanding conversations 		
Unit 3 Friends and family pages 36–49 Topic: Family	<ul style="list-style-type: none"> Identifying family relationships Describing a family picture 	<ul style="list-style-type: none"> Asking and answering questions about family relationships 	<ul style="list-style-type: none"> Family relationships Family members People 	<ul style="list-style-type: none"> Yes / No questions with <i>have</i>
Unit 4 Health pages 50–63 Topic: Health problems	<ul style="list-style-type: none"> Describing health problems 	<ul style="list-style-type: none"> Asking and answering questions about health problems 	<ul style="list-style-type: none"> The doctor's office Body parts Health problems 	<ul style="list-style-type: none"> Singular and plural nouns
Review: Units 3 and 4 pages 64–65		<ul style="list-style-type: none"> Understanding conversations 		
Unit 5 Around town pages 66–79 Topic: Places and locations	<ul style="list-style-type: none"> Identifying buildings and places Describing location 	<ul style="list-style-type: none"> Asking and answering questions about where someone is Asking and answering questions about the location of buildings and places Describing your neighborhood 	<ul style="list-style-type: none"> Buildings and places Transportation 	<ul style="list-style-type: none"> Prepositions of location (<i>on, next to, across from, between</i>) Where questions

	READING	WRITING	LIFE SKILLS AND DIGITAL LITERACY	PRONUNCIATION	CAREER READINESS
	<ul style="list-style-type: none"> Reading classroom directions Reading the alphabet Reading numbers 	<ul style="list-style-type: none"> Writing the alphabet Writing numbers 	<ul style="list-style-type: none"> Understanding classroom directions 	<ul style="list-style-type: none"> Pronouncing the alphabet Pronouncing numbers 	
	<ul style="list-style-type: none"> Reading a paragraph about a new student 	<ul style="list-style-type: none"> Completing sentences giving personal information Completing an ID card 	<ul style="list-style-type: none"> Reading an ID card 	<ul style="list-style-type: none"> Pronouncing key vocabulary Pronouncing phone numbers 	<ul style="list-style-type: none"> Learning about jobs in government
	<ul style="list-style-type: none"> Reading a note about school supplies Reading a memo about class information 	<ul style="list-style-type: none"> Completing sentences about class information 	<ul style="list-style-type: none"> Reading a class schedule Digital Literacy: Identifying icons and using the mouse 	<ul style="list-style-type: none"> Pronouncing key vocabulary 	<ul style="list-style-type: none"> Learning about jobs in education
				<ul style="list-style-type: none"> Pronouncing <i>a</i> as in <i>name</i> and <i>o</i> as in <i>phone</i> 	
	<ul style="list-style-type: none"> Reading a paragraph about a family 	<ul style="list-style-type: none"> Completing sentences about a family Completing sentences about your family 	<ul style="list-style-type: none"> Reading a housing application 	<ul style="list-style-type: none"> Pronouncing key vocabulary 	<ul style="list-style-type: none"> Learning about jobs in the community
	<ul style="list-style-type: none"> Reading a paragraph about a visit to the doctor's office 	<ul style="list-style-type: none"> Completing a sign-in sheet at the doctor's office 	<ul style="list-style-type: none"> Reading a label on a box of medicine Digital Literacy: Logging in and connecting to Wi-Fi 	<ul style="list-style-type: none"> Pronouncing key vocabulary 	<ul style="list-style-type: none"> Learning about jobs in healthcare
				<ul style="list-style-type: none"> Pronouncing <i>e</i> as in <i>read</i>, <i>i</i> as in <i>five</i>, and <i>u</i> as in <i>June</i> 	
	<ul style="list-style-type: none"> Reading a notice about a library opening Reading a description of someone's street 	<ul style="list-style-type: none"> Completing sentences describing your street 	<ul style="list-style-type: none"> Reading a map 	<ul style="list-style-type: none"> Pronouncing key vocabulary 	<ul style="list-style-type: none"> Learning about jobs in transportation

UNIT TITLE TOPIC	FUNCTIONS	LISTENING AND SPEAKING	VOCABULARY	GRAMMAR FOCUS
Unit 6 Time pages 80–93 Topic: Daily activities and time	<ul style="list-style-type: none"> ■ Asking the time ■ Asking for and giving information about the days and times of events 	<ul style="list-style-type: none"> ■ Asking and answering questions about the time ■ Asking and answering questions about events 	<ul style="list-style-type: none"> ■ Clock time ■ Activities and events ■ Times of the day 	<ul style="list-style-type: none"> ■ Yes / No questions with <i>be</i>
Review: Units 5 and 6 pages 94–95		<ul style="list-style-type: none"> ■ Understanding conversations 		

Unit 7 Shopping pages 96–109 Topic: Clothes and prices	<ul style="list-style-type: none"> ■ Identifying clothing items ■ Reading prices ■ Identifying colors 	<ul style="list-style-type: none"> ■ Asking and answering questions about prices ■ Identifying the colors of clothing 	<ul style="list-style-type: none"> ■ Clothing ■ Prices ■ Colors 	<ul style="list-style-type: none"> ■ <i>How much is? / How much are?</i>
Unit 8 Work pages 110–123 Topic: Jobs and skills	<ul style="list-style-type: none"> ■ Identifying jobs ■ Identifying job duties 	<ul style="list-style-type: none"> ■ Asking and answering questions about jobs ■ Asking and answering questions about job duties 	<ul style="list-style-type: none"> ■ Names of jobs ■ Job duties 	<ul style="list-style-type: none"> ■ Yes / No questions with simple present ■ Short answers with <i>does</i> and <i>doesn't</i>
Review: Units 7 and 8 pages 124–125		<ul style="list-style-type: none"> ■ Understanding conversations 		

Unit 9 Daily living pages 126–139 Topic: Home responsibilities	<ul style="list-style-type: none"> ■ Identifying family chores 	<ul style="list-style-type: none"> ■ Asking and answering questions about family chores ■ Asking and answering questions about people's activities 	<ul style="list-style-type: none"> ■ Chores ■ Rooms of a house 	<ul style="list-style-type: none"> ■ <i>What</i> questions with the present continuous
Unit 10 Free time pages 140–153 Topic: Free time	<ul style="list-style-type: none"> ■ Identifying free-time activities ■ Describing what people like to do 	<ul style="list-style-type: none"> ■ Asking and answering questions about free-time activities 	<ul style="list-style-type: none"> ■ Free-time activities 	<ul style="list-style-type: none"> ■ <i>like to + verb</i> ■ <i>What</i> questions with <i>like to + verb</i>
Review: Units 9 and 10 pages 154–155		<ul style="list-style-type: none"> ■ Understanding conversations 		

Reference Grammar charts Useful lists Map of North America Self-study audio script	pages 156–163 pages 156–159 pages 160–162 page 163 pages 164–173
---	--

	READING	WRITING	LIFE SKILLS AND DIGITAL LITERACY	PRONUNCIATION	CAREER READINESS
	<ul style="list-style-type: none"> Reading a paragraph about a person's schedule Reading someone's daily schedule 	<ul style="list-style-type: none"> Completing a schedule Completing sentences about a schedule 	<ul style="list-style-type: none"> Reading an invitation Digital Literacy: Using email on a computer 	<ul style="list-style-type: none"> Pronouncing key vocabulary Pronouncing times 	<ul style="list-style-type: none"> Learning about jobs in technology
				<ul style="list-style-type: none"> Pronouncing <i>a</i> as in <i>at</i> and <i>o</i> as in <i>on</i> 	
	<ul style="list-style-type: none"> Reading an email about a shopping trip 	<ul style="list-style-type: none"> Completing a shopping list 	<ul style="list-style-type: none"> Reading a store receipt 	<ul style="list-style-type: none"> Pronouncing key vocabulary Pronouncing prices 	<ul style="list-style-type: none"> Learning about jobs in retail
	<ul style="list-style-type: none"> Reading an article about the employee of the month Reading a letter about people's jobs 	<ul style="list-style-type: none"> Completing sentences about people's jobs 	<ul style="list-style-type: none"> Reading help-wanted ads Digital Literacy: Writing and sending an email 	<ul style="list-style-type: none"> Pronouncing key vocabulary 	<ul style="list-style-type: none"> Learning about jobs in business
				<ul style="list-style-type: none"> Pronouncing <i>e</i> as in <i>red</i>, <i>i</i> as in <i>six</i>, and <i>u</i> as in <i>bus</i> 	
	<ul style="list-style-type: none"> Reading an email about problems with family chores Reading a chart of family chores 	<ul style="list-style-type: none"> Completing a chart about family chores Completing sentences about family chores 	<ul style="list-style-type: none"> Reading a work order 	<ul style="list-style-type: none"> Pronouncing key vocabulary 	<ul style="list-style-type: none"> Learning about jobs in construction
	<ul style="list-style-type: none"> Reading an email to a friend 	<ul style="list-style-type: none"> Completing sentences about free-time activities 	<ul style="list-style-type: none"> Reading a course description Digital Literacy: Navigating a website using the mouse 	<ul style="list-style-type: none"> Pronouncing key vocabulary 	<ul style="list-style-type: none"> Learning about jobs in hospitality
				<ul style="list-style-type: none"> Reviewing pronunciation of <i>a</i>, <i>e</i>, <i>i</i>, <i>o</i>, and <i>u</i> in key vocabulary 	

UNIT TOUR

The Most Complete Course for Student Success

- Aligned to the new NRS descriptors while covering key English Language Proficiency Standards, and WIOA requirements.
- A wealth of resources provide instructors with tools for any teaching situation, making *Ventures* the most complete program.
- Prepares students for standardized tests, including CASAS STEPS, TABE, and BEST.

The Big Picture

- Introduces the unit topic and creates an opportunity for classroom discussion.
- Activates students' prior knowledge and previews the unit vocabulary.

CASAS

Provides practice for an activity found in CASAS STEPS.

Unit Goals

Introduces the goals of each unit.

UNIT 8 WORK
Lesson A Listening

1 Before you listen
A Look at the picture. What do you see?
B Listen and point: cashier custodian mechanic receptionist salesperson server

2 Listen
A Listen and repeat.
1. cashier 2. custodian 3. mechanic
4. receptionist 5. salesperson 6. server
B Listen and circle.
1. a. b.
2. a. b.
3. a. b.
4. a. b.
Listen again. Check your answers.
C Listen and continue the conversation. Circle the answer.
A. B. C.

3 After you listen
Talk with a partner. Point to a picture. Your partner says the word.

UNIT 8 111

How to use a QR code

- Open the camera* on your smartphone.
 - Point it at the QR code.
 - The camera will automatically scan the code. If not, press the button to take a picture.
- * Not all cameras automatically scan QR codes. You may need to download a QR code reader. Search "QR free" and download an app.



3 Easy Ways to Access Audio

- Scan QR codes
- Download from Cambridge One: cambridgeone.org
- Play from the Ventures Arcade audio page: cambridge.org/venturesarcade

Vocabulary Practice

Explicit vocabulary practice with accompanying audio equips students with the tools necessary to succeed outside the classroom.

Lesson B Job duties UNIT 8

1. Vocabulary focus

Listen and repeat.

1. She answers the phone.
2. She counts money.
3. She fixes cars.
4. He cleans buildings.
5. She sells clothes.
6. He serves food.

2. Practice

A Read and match.

1. A receptionist	sells clothes.
2. A salesperson	cleans buildings.
3. A cashier	answers the phone.
4. A server	fixes cars.
5. A custodian	serves food.
6. A mechanic	counts money.

B Listen and repeat. Then write.

answers the phone cleans buildings counts money
fixes cars sells clothes serves food

Name	Duty	Name	Duty
1. Sandra	She <u>counts money</u> .	4. Oscar	He _____
2. Stephanie	She _____	5. Tim	He _____
3. Alba	She _____	6. Ahmad	He _____

3. Communicate

Talk with your partner. Ask and answer.

A What does Sandra do?
B She counts money.

Useful Language
What do you do?
What's your job?

112 UNIT 8 UNIT 8 113

Real-life Practice

Engages students and provides meaningful application of the grammar.

Natural Progression

Moves from controlled to communicative activities for students to ask and answer questions about familiar text, topics, and experiences.

ELPS and CASAS

Indicates the English Language Proficiency Standards and CASAS competencies covered in each lesson.

Grammar Chart

- Presents and practices the grammar point.
- Extra grammar charts online can be used for reference and give additional support.

Lesson C Does he sell clothes? UNIT 8

1. Grammar focus: does and doesn't

QUESTIONS	ANSWERS
Does he sell clothes?	Yes, he <u>does</u> . No, he <u>doesn't</u> .
Does she sell clothes?	Yes, she <u>does</u> . No, she <u>doesn't</u> .

doesn't = does not

2. Practice

A Read and circle. Then write.

1. Does he serve food?
B No, he doesn't.
2. Does he clean buildings?
B No, he doesn't.
3. Does she answer the phone?
B Yes, she does.
4. Does he sell clothes?
B Yes, he does.
5. Does she fix cars?
B No, she doesn't.

Listen and repeat. Then practice with a partner.

B Listen and repeat. Then write.

1. **A** Does he sell clothes?
B No, he doesn't.
2. **A** Does he _____ cars?
B _____ he _____.
3. **A** Does he _____ buildings?
B _____ he _____.
4. **A** Does he _____ food?
B _____ he _____.
5. **A** Does he _____ money?
B _____ he _____.
6. **A** Does he _____ the phone?
B _____ he _____.

Talk with a partner. Ask and guess his job.

cashier custodian mechanic
receptionist salesperson server

A What's his job?
B He's a _____.

3. Communicate

Talk with your classmates. Play a game. Ask and guess.

A Do you sell clothes?
B No.
A Do you fix cars?
B Yes.
A You're a mechanic?
B Yes, that's right.

114 UNIT 8 UNIT 8 115

Additional Grammar Activities

Ensures students have the chance to practice more grammar to meet the rigor of various standards.

Grammar Presentation

Animated grammar presentations to watch on mobile devices using QR codes allow for self-directed learning and develop digital literacy.

Reading

- Uses a 3-step reading approach to highlight the skills and strategies students need to succeed.
- Combines reading with writing and listening practice for an integrated approach to ensure better comprehension.
- Brings text complexity into the classroom to help students read independently and proficiently.

Lesson D Reading

1 Before you read

Talk about the picture. What do you see?



2 Read

Listen and read.

Sara Lopez

EMPLOYEE of the MONTH

Congratulations, Sara Lopez – Employee of the Month! Sara is a salesperson. She sells clothes. Sara's whole family works here at Shop Smart. Her father is a custodian, and her mother is a receptionist. Her uncle Eduardo is a server. He serves food. Her sister Lucy is a cashier. She counts money. Her brother Leo fixes cars. He's a mechanic. Everybody in the store knows the Lopez family!



3 After you read

Write the job and the job duty.

1	Name Leo Lopez	Job mechanic	Job duty He fixes cars.
2	Name Lucy Lopez	Job	Job duty
3	Name Eduardo Lopez	Job	Job duty
4	Name Sara Lopez	Job	Job duty

116 UNIT 8

Picture dictionary

Expands unit vocabulary and practices pronunciation for deeper understanding of the topic.

4 Picture dictionary Jobs



1. bus driver 2. homemaker 3. painter
4. plumber 5. teacher's aide 6. truck driver

A Listen and repeat. Look at the picture dictionary.

B Talk with a partner. Point and ask. Your partner answers.

A What does she do?

B She's a teacher's aide.



ELPS: L.2, L.3, L.4, L.5, L.6, L.7, L.8
CASAS: 6.1, 6.2, 1.1, 2.3, 4.1, 4.4, 4.8, 7.1, 7.4

Read a paragraph about a good employee; use vocabulary for jobs

UNIT 8 117

Speaking Practice

Helps students internalize the vocabulary and relate it to their lives.

Writing

- Helps students develop a robust process-writing approach.
- Supports students to meet the challenges of work and the classroom through academic and purposeful writing practice.

Lesson E Writing

1 Before you write

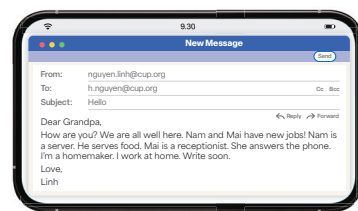
A Talk with a partner. Check (✓) the job duty.

	Counts money	Drives a bus	Cleans buildings	Answers the phone	Serves food
cashier	✓				
custodian					
server					
bus driver					
receptionist					

B Talk with a partner. Complete the words.

1. salesp_e_r_s_o_n
2. sells _ _ _ othes
3. me _ _ _ anic
4. fix _ _ _ cars
5. an _ _ _ ers the phone
6. c _ _ _ nts money

C Read the email.



118 UNIT 8

2 Write

A Talk with a partner. Complete the letter. Use the words from 1B.

Dear Grandma,
How are you? We are all well here. Janie and Walter have new jobs! Janie is a salesperson. She sells clothes. She also answers the phone at work, and she counts money. Walter is a mechanic. He fixes cars.
Write soon.
Love,
Meg

B Write about your family and friends. Write about their jobs.

My friend's name is Sandra.
She is a receptionist. She answers the phone.

1. My 's name is .
He is a . He .
2. My 's name is .
She is a . She .
3. My 's name is .
 is a .

3 After you write

Talk with a partner. Share your writing.

ELPS: L.3, L.4, L.5, L.6 CASAS: 6.1, 6.2, 1.1, 4.1, 4.4, 4.8, 7.1, 7.4, 7.5

Write sentences about jobs of friends and family

UNIT 8 119

Document Literacy

Builds real-life skills through explicit practice using authentic document types.

Fun with Vocabulary

Provides interactive activities that review and expand the vocabulary of the unit.

Test-taking Skills

Prepares students for standardized tests like CASAS and the BEST by familiarizing them with bubble answer format.

Lesson F Another view

1 Life-skills reading



- A Read the sentences.** Look at the ads. Fill in the answers.
- What is Job A for?
 - (A) cashier
 - (B) receptionist
 - (C) salesperson
 - What is Job B for?
 - (A) driver
 - (B) painter
 - (C) plumber
 - You want the cashier job. What should you do?
 - (A) write to Shop Smart
 - (B) go to Shop Smart
 - (C) call Shop Smart
 - You want the bus driver job. What should you do?
 - (A) call in the morning
 - (B) call in the afternoon
 - (C) call in the evening
- B Solve the problem.** Which solution is best? Circle your opinion.
- Ana wants to apply for Job C, but she doesn't have a computer. What should she do?
- Use a computer at the library.
 - Borrow a friend's computer.
 - Other: _____

2 Fun with vocabulary

A Read and match.

- a cashier
- a mechanic
- a teacher's aide
- a receptionist
- a painter
- a truck driver

Talk with a partner. Check your answers.

B Circle the words in the puzzle.

answer	cashier	clean	count	custodian																	
fix	mechanic	sell	server																		
t	f	i	x	a	b	c	d	e	f	g	h	i	j	k	l	m	n	o	p	q	
f	g	m	e	c	h	a	n	i	c	r	o										
s	e	r	v	e	r	c	l	e	a	n											
d	s	e	a	n	s	w	e	r	u	b	a										
s	e	l	l	i	c	a	s	h	i	e	r										
t	r	c	u	s	t	o	d	i	a	n	r										

Digital Literacy
Watch the video and practice your digital literacy skills. Go to your Digital Workbook for more practice.

Problem-solving Activity

Covers critical thinking and soft skills – crucial for workplace readiness – and helps students meet WIOA requirements.

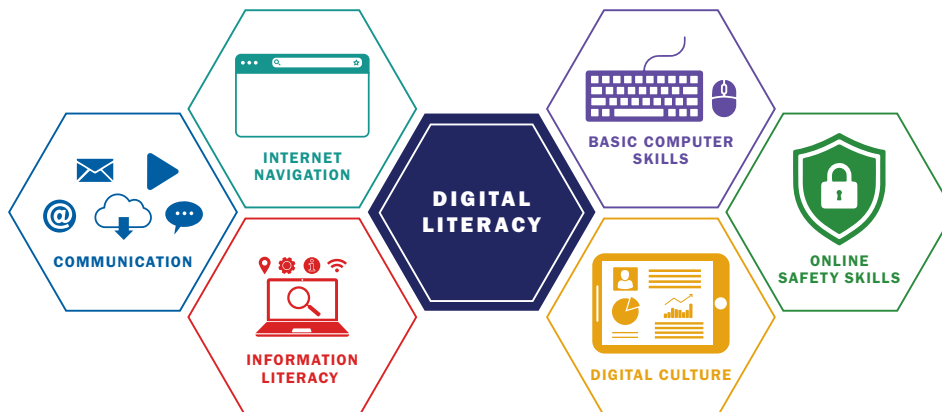
Digital Literacy

Appears every other unit with practice activities in the Digital Workbook.

Digital Literacy in Ventures

Digital literacy development is a critical part of Adult Education instruction. Learners need soft skills in key areas such as critical thinking, problem solving, communication, and collaboration supported by the creative application of digital technologies to succeed at school or in the workplace. *Ventures* has digital literacy lessons in the Digital Workbook.

Covers key areas:



Career Readiness

Uses an integrated skills approach as students learn about jobs in different career clusters to discover some of the job duties and explore their interests.

Pre-reading

Explores career clusters through visuals.

Lesson G Jobs in business

1. Before you read
Talk about the picture.
What do you see?

2. Read
Listen and read.

1. Khalil is a gardener. He works outside.
2. He pulls the weeds.
3. He rakes the leaves.
4. He cuts the grass.
5. He plants flowers.
6. He waters the flowers. The garden is beautiful.

3. After you read
Read and circle.
1. Khalil works in a building. **OUTSIDE**
2. He pulls / cuts the weeds.
3. Khalil rakes the grass / leaves.
4. He plants flowers / weeds.

4. Listen
What does a gardener hear?
1. Rake the leaves.
2. Cut the grass.
3. Pull the weeds.
4. Cut the branches.
5. Plant the flowers.
6. Water the flowers.

5. Listen again
A Listen and point to the correct picture.
B Listen and repeat.

6. After you listen
Talk with a partner. Read a sentence. Your partner points to the picture.
a. Plant the flowers.
b. Cut the branches.
c. Rake the leaves.
d. Water the flowers.
e. Cut the grass.
f. Pull the weeds.

7. Learn about jobs in business
Scan this QR code to find out more about jobs in business.

122 UNIT 8

ELPS: L.1.1, L.1.2, L.1.3 CASAS: 0.1, 4.1, 4.4, 4.5

Listen and identify job commands UNIT 8 123

Reading

Ensures better comprehension by combining reading with illustrations, listening practice, and vocabulary comprehension exercises for an integrated approach.

Extension

Links to various sources for additional information to extend the lesson.

Listening and vocabulary

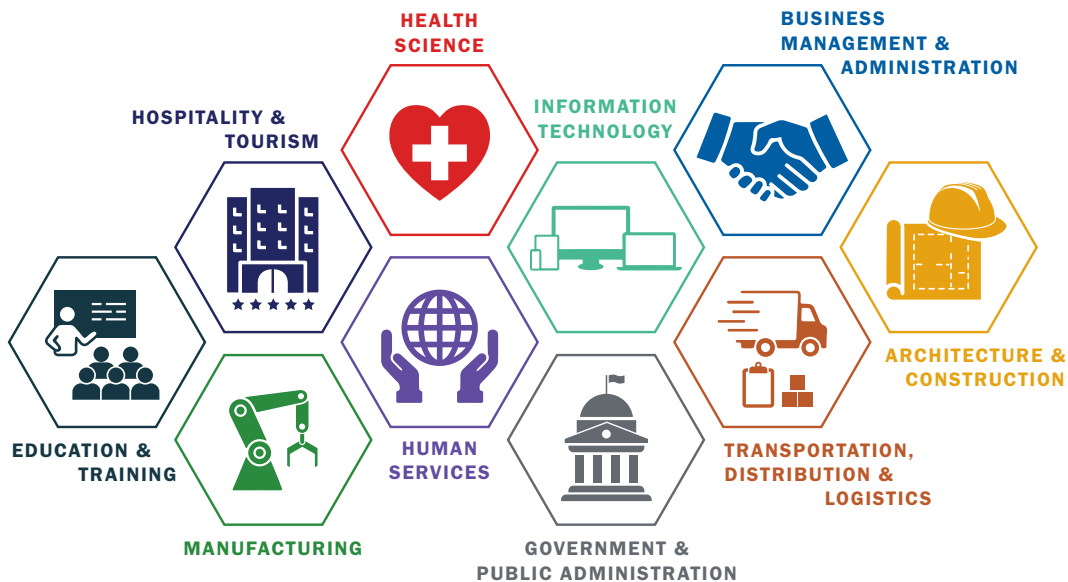
Develops listening comprehension of job vocabulary through high frequency commands used on the job.

Speaking

Helps students internalize the vocabulary by practicing the commands with each other.

Career Clusters

Career clusters are groups of careers that share similar skills and interests. Students interested in specific careers can find related options that might interest them by using the clusters. The different career clusters prepare learners for careers in education, hospitality, health, IT, transportation, business administration, and more.



REVIEW
UNITS 7 & 8

1. Listening

Read. Then listen and circle.

- What does Chui do?
 - He's a cashier.
 - He's a custodian.
- Does he serve food?
 - Yes, he does.
 - No, he doesn't.
- What does Luz do?
 - She's a salesperson.
 - She's a receptionist.
- Does she answer the phone?
 - Yes, she does.
 - No, she doesn't.
- What color are the pants?
 - blue
 - green
- How much are the pants?
 - \$9.99
 - \$19.99

Talk with a partner. Ask and answer.


3. Grammar

A Complete the sentences. Use *is* or *are*.

- How much is the T-shirt?
 - \$10.99.
 - \$38.99.
- How much _____ the pants?
 - \$38.99.
 - \$49.95.
- How much _____ the shoes?
 - \$49.95.
 - \$36.95.
- How much _____ the sweater?
 - \$36.95.
 - \$38.99.

B Read and circle. Then write.

- Does Kayla count money?
 - Yes, she does.
 - No, he _____.
- Does she clean buildings?
 - No, she _____.
 - Yes, he _____.
- Does Allen fix cars?
 - No, he _____.
 - Yes, he _____.
- Does he serve food?
 - Yes, he _____.
 - No, she _____.



Vocabulary

Write. Complete the story.

cars clothes mechanic \$19.99 salesperson shirt

A New Shirt

Sam is a mechanic. He fixes _____. Today he is at Shop Smart. He needs a blue _____. Shirts are on sale. Brenda is a _____. She sells _____ at Shop Smart. How much is the shirt? It's _____.

124 REVIEW: UNITS 7 & 8
ELPS: L1.1, L1.8, L1.10 CCAS: 0.1, 1.2, 4.1, 4.4

Review Pages

Provides review and confirms retention of vocabulary and grammar after every two units.

Pronunciation Activities

Gives additional opportunities to practice pronunciation and promotes spoken fluency.

For teachers

When you create your teacher's account in Cambridge One you get access to a wealth of downloadable teacher resources that will save you time and help you deliver the best experience for your students.

Downloadable Teacher Resources

Hundreds of additional worksheets and classroom materials to support and expand on lessons in the Student's Book.

- **Picture Dictionary Flashcards and Worksheets** reinforce the vocabulary students learned at the lower levels.
- **Literacy Writing Worksheets** offer practice recognizing and forming letters and numbers.
- **Collaborative Worksheets** for each lesson help develop cooperative learning and community building.
- **Real-life Documents** provide literacy practice with common forms.
- **Civics Worksheets** supplement the coverage of civics in the Student's Books and address key civics objectives.
- **Projects** for each unit extend students' learning from the Student's Book into the real world.
- **Career and Educational Pathways Worksheets** support students in reaching their post-exit employment goals.
- **Self-assessments** give students an opportunity to reflect on their learning and develop learner persistence.

Presentation Plus*

- Project or screenshare pages from the Student's Book and Workbook.
- Streamable or downloadable – your choice.
- Reveal answers to Student's Book and Workbook exercises.
- Videos with subtitles and audio can be slowed down or sped up to accommodate different proficiency levels.
- Play audio and video right off the page.

Online Tests*

- Self-grading unit, mid-term, and final tests save you the trouble of marking paper tests.
- Students can access tests from a computer, tablet or a smartphone.

Teacher's Edition and Printable Tests*

- Teacher's Edition includes lesson plans and teaching tips.
- Printable tests in PDF and Word.

*Presentation Plus, Tests, and the Teacher's Edition require an activation code.

CORRELATIONS

UNIT	CASAS Competencies	CASAS Content Areas
Welcome Unit Pages 2–5	0.1, 0.2	Reading STEPS High-frequency Vocabulary (Pictures): Photos Numbers: Number words Listening STEPS Dialogue: Continue the conversation
Unit 1 Personal information Pages 6–19	0.1, 0.2, 2.3, 2.5, 4.1, 4.4, 4.6, 4.8, 6.0, 7.4, 7.5	Reading STEPS Details: Retell key details High-frequency Vocabulary (Pictures): Photos; Symbols High-frequency Vocabulary (Texts): Words on forms Numbers: Number words; Number formatting Listening STEPS Dialogue: Continue the conversation Vocabulary: Understand high-frequency words
Unit 2 At school Units 1 and 2 Review Pages 20–35	0.1, 0.2, 1.4, 2.3, 4.1, 4.4, 4.5, 4.6, 4.8, 7.4, 7.5	Reading STEPS Details: Retell key details High-frequency Vocabulary (Pictures): Photos High-frequency Vocabulary (Texts): Words on forms Listening STEPS Details: Retell key details Dialogue: Continue the conversation Vocabulary: Understand high-frequency words
Unit 3 Friends and family Pages 36–49	0.1, 0.2, 4.1, 4.4, 4.6, 4.8, 7.4, 7.5, 8.3	Reading STEPS Details: Retell key details High-frequency Vocabulary (Pictures): Photos High-frequency Vocabulary (Texts): Words on forms Listening STEPS Details: Retell key details Dialogue: Continue the conversation Vocabulary: Understand high-frequency words
Unit 4 Health Units 3 and 4 Review Pages 50–65	0.1, 0.2, 3.1, 3.3, 3.4, 3.5, 3.6, 4.1, 4.4, 4.6, 4.8, 7.4, 7.5, 8.3	Reading STEPS Details: Retell key details High-frequency Vocabulary (Pictures): Photos Listening STEPS Details: Retell key details Dialogue: Continue the conversation Vocabulary: Understand high-frequency words
Unit 5 Around town Pages 66–79	0.1, 0.2, 1.1, 2.2, 2.5, 4.1, 4.4, 4.6, 4.8, 7.1, 7.4, 7.5	Reading STEPS Details: Retell key details High-frequency Vocabulary (Pictures): Photos Listening STEPS Details: Retell key details Dialogue: Continue the conversation Vocabulary: Understand high frequency words

For more details and correlations to other standards, go to: cambridgeone.org

NRS Educational Functioning Level Descriptors	English Language Proficiency Standards
	ELPS: L1.1, L1.2.
<p>Interpretive Identify key words and phrases relating to personal information; recognize vocabulary relating to personal information and to countries and months of the year; scan for key information in a reading about a new student; scan for key information in an ID card.</p> <p>Productive Use <i>possessive adjectives</i>; ask and answer questions about personal information; complete an ID card by giving personal information.</p> <p>Interactive Participate in a short conversation and written exchanges about personal information; project: participate in a research project about contact information for your classmates.</p>	ELPS: L1.1, L1.2, L1.3, L1.4, L1.5, L1.8, L1.10.
<p>Interpretive Identify key words and phrases relating to the classroom; recognize vocabulary relating to classroom furniture, classroom objects, and days of the week; scan for key information in a reading about class information and school supplies; scan for key information in a class schedule.</p> <p>Productive Use <i>prepositions of location</i>; ask what someone needs and about the location of things; complete sentences about class information.</p> <p>Interactive Participate in a short conversation and written exchanges about the classroom; project: participate in a research project about shopping for school supplies.</p>	ELPS: L1.1, L1.2, L1.3, L1.4, L1.5, L1.8, L1.10
<p>Interpretive Identify key words and phrases relating to friends and family; recognize vocabulary relating to family relationships, family members, and people; scan for key information in a reading about family; scan for key information in a housing application.</p> <p>Productive Use <i>Yes/No</i> questions with <i>have</i>; ask and answer questions about family relationships; complete sentences about your family.</p> <p>Interactive Participate in a short conversation and written exchanges about friends and family; project: participate in a research project about making a family chart.</p>	ELPS: L1.1, L1.2, L1.3, L1.4, L1.5, L1.8, L1.10
<p>Interpretive Identify key words and phrases relating to health; recognize vocabulary relating to the doctor's office, health problems, and body parts; scan for key information in a reading about a visit to the doctor's office; scan for key information in a label on a box of medicine.</p> <p>Productive Use <i>singular</i> and <i>plural nouns</i>; ask and answer questions about health problems; complete a sign-in sheet at the doctor's office.</p> <p>Interactive Participate in a short conversation and written exchanges about health; project: participate in a research project about finding a health clinic near your home.</p>	ELPS: L1.1, L1.2, L1.3, L1.4, L1.5, L1.8, L1.10
<p>Interpretive Identify key words and phrases relating to places and locations; recognize vocabulary relating to buildings, places, and transportation; scan for key information in readings about a notice for a library opening and a description of someone's street; scan for key information in a map.</p> <p>Productive Use <i>prepositions of location</i> and <i>where</i> questions; ask and answer questions about the location of buildings and places; complete sentences describing your street.</p> <p>Interactive Participate in a short conversation and written exchanges about places and locations; project: participate in a research project about creating a map of your community.</p>	ELPS: L1.1, L1.2, L1.3, L1.4, L1.5, L1.8, L1.10

UNIT	CASAS Competencies	CASAS Content Areas
Unit 6 Time Units 5 and 6 Review Pages 80–95	0.1, 0.2, 2.2, 2.3, 4.1, 4.4, 4.5, 4.6, 4.8, 6.0, 7.1, 7.4, 7.5	Reading STEPS Details: Retell key details High-frequency Vocabulary (Pictures): Photos Numbers: Time Listening STEPS Details: Retell key details Dialogue: Continue the conversation Vocabulary: Understand high frequency words
Unit 7 Shopping Pages 96–109	0.1, 0.2, 1.1, 1.2, 1.3, 1.6, 4.1, 4.4, 4.6, 4.8, 6.0, 7.4, 7.5, 8.1	Reading STEPS Details: Retell key details High-frequency Vocabulary (Pictures): Photos Numbers: Money and prices; Number formatting; Time Listening STEPS Details: Retell key details Dialogue: Continue the conversation Vocabulary: Understand high frequency words
Unit 8 Work Units 7 and 8 Review Pages 110–125	0.1, 0.2, 1.1, 1.2, 2.3, 4.1, 4.4, 4.6, 4.8, 6.0, 7.1, 7.4, 7.5	Reading STEPS Details: Retell key details High-frequency Vocabulary (Pictures): Photos Numbers: Time; Money and prices; Number formatting Listening STEPS Details: Retell key details Dialogue: Continue the conversation Vocabulary: Understand high frequency words
Unit 9 Daily living Pages 126–139	0.1, 0.2, 1.4, 1.7, 4.1, 4.4, 4.6, 4.7, 4.8, 7.1, 7.4, 7.5, 8.1, 8.2.	Reading STEPS Details: Retell key details High-frequency Vocabulary (Pictures): Photos High-frequency Vocabulary (Texts): Words on forms Listening STEPS Details: Retell key details Dialogue: Continue the conversation Vocabulary: Understand high frequency words
Unit 10 Free time Units 9 and 10 Review Pages 140–155	0.1, 0.2, 2.3, 2.6, 4.1, 4.4, 4.6, 4.8, 7.1, 7.4, 7.5	Reading STEPS Details: Retell key details High-frequency Vocabulary (Pictures): Photos High-frequency Vocabulary (Texts): Words on forms Numbers: Time; Money and prices Listening STEPS Details: Retell key details Dialogue: Continue the conversation Vocabulary: Understand high frequency words

For more details and correlations to other standards, go to: cambridgeone.org

NRS Educational Functioning Level Descriptors	English Language Proficiency Standards
<p>Interpretive Identify key words and phrases relating to daily activities and time; recognize vocabulary relating to clock time, activities, and events and times of the day; scan for key information in someone's schedule; scan for key information in an invitation.</p> <p>Productive Use Yes/No questions with <i>be</i>; ask and answer questions about the time and about events; complete a schedule.</p> <p>Interactive Participate in a short conversation and written exchanges about daily activities and time; project: participate in a research project using the Internet to find library hours.</p>	<p>ELPS: L1.1, L1.2, L1.3, L1.4, L1.5, L1.8, L1.9, L1.10</p>
<p>Interpretive Identify key words and phrases relating to clothes and prices; recognize vocabulary relating to clothing, prices, and colors; scan for key information in an e-mail about a shopping trip; scan for key information in a store receipt.</p> <p>Productive Use <i>how much is</i> and <i>how much are</i> questions; ask and answer questions about prices and identify colors of clothing; complete a shopping list.</p> <p>Interactive Participate in a short conversation and written exchanges about clothes and prices; project: participate in a research project using the Internet to find a shopping center near your home.</p>	<p>ELPS: L1.1, L1.2, L1.3, L1.4, L1.5, L1.8, L1.10</p>
<p>Interpretive Identify key words and phrases relating to jobs and skills; recognize vocabulary relating to names of jobs and job duties; scan for key information in a reading about people's jobs and the employee of the month; scan for key information in help-wanted ads.</p> <p>Productive Use Yes/No questions with <i>simple present</i> and short answers with <i>does/doesn't</i>; ask and answer questions about jobs and job duties; complete sentences about people's jobs.</p> <p>Interactive Participate in a short conversation and written exchanges about jobs and skills; project: participate in a research project about finding a job.</p>	<p>ELPS: L1.1, L1.2, L1.3, L1.4, L1.5, L1.8, L1.10</p>
<p>Interpretive Identify key words and phrases relating to home responsibilities; recognize vocabulary relating to chores and rooms of a house; scan for key information in an e-mail and a chart about family chores; scan for key information in a work order.</p> <p>Productive Use <i>what</i> questions with the <i>present continuous</i>; ask and answer questions about family chores and people's activities; complete a chart about family chores.</p> <p>Interactive Participate in a short conversation and written exchanges about home responsibilities; project: participate in a research project about creating and giving a class survey.</p>	<p>ELPS: L1.1, L1.2, L1.3, L1.4, L1.5, L1.8, L1.9, L1.10</p>
<p>Interpretive Identify key words and phrases relating to free-time activities; recognize vocabulary relating to free-time activities; scan for key information in an e-mail to a friend; scan for key information in a course description.</p> <p>Productive Use <i>like to + verb</i> and <i>what</i> questions with <i>like to + verb</i>; ask and answer questions about free-time activities; complete sentences about free-time activities.</p> <p>Interactive Participate in a short conversation and written exchanges about free-time activities; project: participate in a research project about a movie theater near your home.</p>	<p>ELPS: L1.1, L1.2, L1.3, L1.4, L1.5, L1.8, L1.9, L1.10</p>

Lesson A Listening

1 Before you listen

A Look at the picture. What do you see?

B Listen and point: ■ cashier ■ custodian ■ mechanic ■ receptionist
■ salesperson ■ server



Listen



Lesson B Job duties

1 Vocabulary focus

Listen and repeat.



1. She answers the phone.



2. She counts money.



3. She fixes cars.



4. He cleans buildings.



5. She sells clothes.



6. He serves food.



Listen

2 Practice




A Read and match.

- | | | |
|-------------------|-------|--------------------|
| 1. A receptionist | _____ | sells clothes. |
| 2. A salesperson | _____ | cleans buildings. |
| 3. A cashier | _____ | answers the phone. |
| 4. A server | _____ | fixes cars. |
| 5. A custodian | _____ | serves food. |
| 6. A mechanic | _____ | counts money. |

B Listen and repeat. Then write.



answers the phone cleans buildings counts money
fixes cars sells clothes serves food



Name	Duty
1. Sandra	She <u>counts money</u> .
2. Stephanie	She _____.
3. Alba	She _____.

Name	Duty
4. Oscar	He _____.
5. Tim	He _____.
6. Ahmad	He _____.

Talk with a partner. Ask and answer.

A What does **Sandra** do?
B She counts money.

3 Communicate

Talk with your classmates. Ask and answer.

A What do you do?
B I'm a **cashier**. I count money.

Useful Language
What do you do? =
What's your job?

Lesson C Does he sell clothes?

1 Grammar focus: *does* and *doesn't*


QUESTIONS			ANSWERS					
Does	he	sell clothes?	Yes,	he	does.	No,	he	doesn't.
	she			she			she	

doesn't = does not



2 Practice

A Read and circle. Then write.




1. **A** Does he serve food?
B No, he doesn't.
 does doesn't



2. **A** Does he clean buildings?
B No, he _____.
 does doesn't



3. **A** Does she answer the phone?
B Yes, she _____.
 does doesn't



4. **A** Does he sell clothes?
B Yes, he _____.
 does doesn't



5. **A** Does she fix cars?
B No, she _____.
 does doesn't

Listen and repeat. Then practice with a partner.




B Listen and repeat. Then write.

1. **A** Does he sell clothes?
B No, he doesn't.
2. **A** _____ he _____ cars?
B _____, he _____.
3. **A** _____ he _____ buildings?
B _____, he _____.
4. **A** _____ he _____ food?
B _____, he _____.
5. **A** _____ he _____ money?
B _____, he _____.
6. **A** _____ he _____ the phone?
B _____, he _____.




Talk with a partner. Ask and guess his job.

- | | | |
|--------------|-------------|----------|
| cashier | custodian | mechanic |
| receptionist | salesperson | server |

- A** What's his job? 
- B** He's a _____.

3 Communicate

Talk with your classmates. Play a game. Ask and guess.

- A** Do you **sell clothes**? 
- B** **No.**
- A** Do you **fix cars**?
- B** **Yes.**
- A** You're a **mechanic**?
- B** **Yes, that's right.**



Lesson D Reading


1 Before you read

Talk about the picture.
What do you see?



2 Read

Listen and read.



Sara Lopez

Congratulations, Sara Lopez – Employee of the Month! Sara is a salesperson. She sells clothes. Sara's whole family works here at Shop Smart. Her father is a custodian, and her mother is a receptionist. Her uncle Eduardo is a server. He serves food. Her sister Lucy is a cashier. She counts money. Her brother Leo fixes cars. He's a mechanic. Everybody in the store knows the Lopez family!



3 After you read

 Write the job and the job duty.

1.

Name	Job
Leo Lopez	mechanic
Job duty	He fixes cars.

Shop Smart

2.

Name	Job
Lucy Lopez	
Job duty	

Shop Smart

3.

Name	Job
Eduardo Lopez	
Job duty	

Shop Smart

4.

Name	Job
Sara Lopez	
Job duty	

Shop Smart

4 Picture dictionary *Jobs*



1. bus driver



2. homemaker



3. painter



4. plumber



5. teacher's aide



6. truck driver

A Listen and repeat. Look at the picture dictionary.

B Talk with a partner. Point and ask. Your partner answers.

A What does **she** do?



B She's a teacher's aide.



Listen



Lesson E Writing

1 Before you write

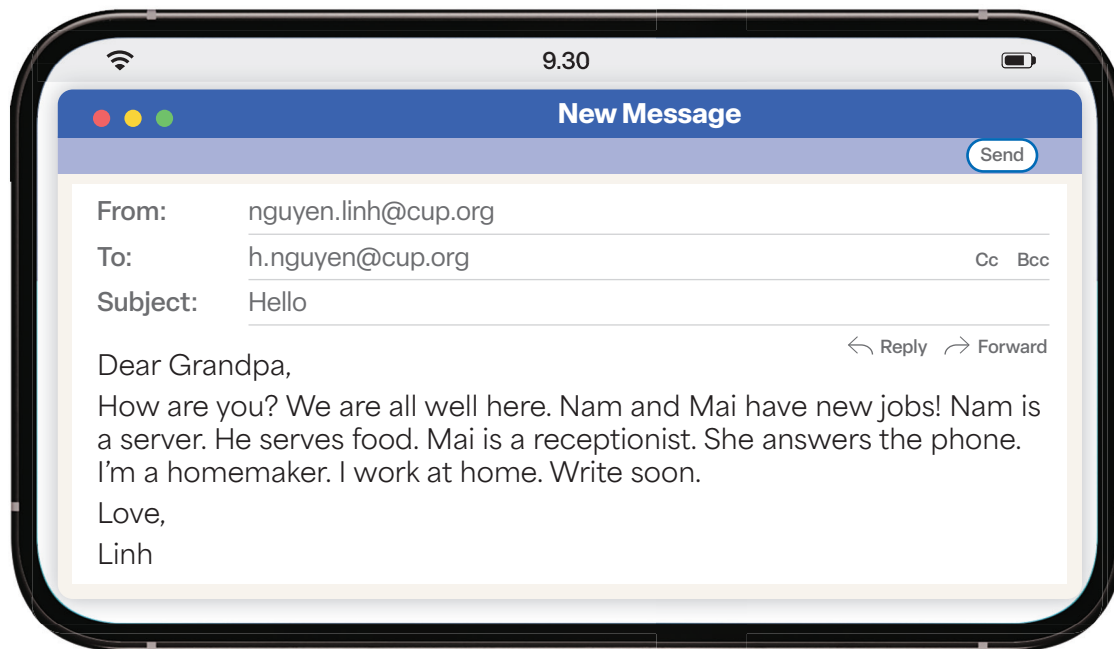
A Talk with a partner. Check (✓) the job duty.

	Counts money	Drives a bus	Cleans buildings	Answers the phone	Serves food
cashier	✓				
custodian					
server					
bus driver					
receptionist					

B Talk with a partner. Complete the words.

1. salesp e r son
2. sells othes
3. me anic
4. fix cars
5. an ers the phone
6. c nts money

C Read the email.



1 Life-skills reading

Help Wanted

JOB A Salesperson
\$24.00 an hour
Monday and Wednesday
Call 347-555-1188

JOB B Painter
Acme Paint Company
Call 347-555-8491
Part-time work

JOB C Cashier
\$18.00 an hour
Shop Smart
Email: ShopSmart@cup.org

JOB D Bus Driver
City Bus Company
Work mornings
Call evenings
347-555-7654

A Read the sentences. Look at the ads. Fill in the answers.

1. What is Job A for?
 A cashier
 B receptionist
 C salesperson
2. What is Job B for?
 A driver
 B painter
 C plumber
3. You want the cashier job. What should you do?
 A write to Shop Smart
 B go to Shop Smart
 C call Shop Smart
4. You want the bus driver job. What should you do?
 A call in the morning
 B call in the afternoon
 C call in the evening

B Solve the problem. Which solution is best? Circle your opinion.

Ana wants to apply for Job C, but she doesn't have a computer. What should she do?

1. Use a computer at the library.
2. Borrow a friend's computer
3. Other: _____

2 Fun with vocabulary

A Read and match.

1.



2.



3.



a cashier

a mechanic

a teacher's aide

a receptionist

a painter

a truck driver

4.



5.



6.



Talk with a partner. Check your answers.

B Circle the words in the puzzle.

answer cashier clean count custodian
fix mechanic sell server

t f i x a b c o u n t q
f g m e c h a n i c r o
s e r v e r c c l e a n
d s e a n s w e r u b a
s e l l i c a s h i e r
t r c u s t o d i a n r

Digital Literacy

Watch the video and practice your digital literacy skills. Go to your Digital Workbook for more practice.



Watch

Lesson G Jobs in business

1 Before you read

Talk about the picture.

What do you see?



Listen

2 Read

Listen and read.



1. Khalil is a gardener.
He works outside.



2. He pulls the weeds.



3. He rakes the leaves.



4. He cuts the grass.



5. He plants flowers.



6. He waters the flowers.
The garden is beautiful.

3 After you read



Read and circle.

1. Khalil works in a building / outside.
2. He pulls / cuts the weeds.
3. Khalil rakes the grass / leaves.
4. He plants flowers / weeds.

4 Listen

What does a gardener hear?



Listen



1. Rake the leaves.



2. Cut the grass.



3. Pull the weeds.



4. Cut the branches.



5. Plant the flowers.



6. Water the flowers.

5 Listen again

A Listen and point to the correct picture.

B Listen and repeat.



Listen

6 After you listen

Talk with a partner. Read a sentence. Your partner points to the picture.

- | | |
|-----------------------|-----------------------|
| a. Plant the flowers. | d. Water the flowers. |
| b. Cut the branches. | e. Cut the grass. |
| c. Rake the leaves. | f. Pull the weeds. |



Learn about jobs in business

Scan this QR code to find out more about jobs in business.



Look



4th Edition

Ventures



Basic

Workbook

 **CAMBRIDGE**

K. Lynn Savage
(Series Editor)

Gretchen Bitterlin
Dennis Johnson
Donna Price
Sylvia Ramirez

UNIT 8

WORK

Lesson A Listening

1 Complete the words.

1. m e c h a n _ i _ _ c _
2. s e r v _ _ _ _
3. s a l e s p e r _ _ _ _
4. r e c e p t i o n _ _ _ _
5. c u s t o _ _ _ _
6. c a s h _ _ _ _

2 Find the words from Exercise 1.

t	r	c	a	m	n	i	v	z	q	u	i
s	a	l	e	s	p	e	r	s	o	n	t
e	c	t	r	o	k	j	u	m	g	l	u
p	t	o	s	e	r	v	e	r	t	u	h
c	a	s	h	i	e	r	e	n	o	s	l
l	i	e	s	t	w	a	p	s	h	e	a
r	e	c	e	p	t	i	o	n	i	s	t
r	o	n	p	e	c	i	k	m	a	r	r
c	c	u	s	t	o	d	i	a	n	t	e
i	e	u	z	t	i	o	n	w	a	i	z
k	m	e	c	h	a	n	i	c	g	o	s

3 Listen and number.



Listen



Fatima



Edward




Gabriel



Cecilia



Bruno



Cathy

4 Look at the pictures in Exercise 3. Match.

- | | |
|------------|--------------|
| 1. Fatima | mechanic |
| 2. Cecilia | cashier |
| 3. Bruno | receptionist |
| 4. Gabriel | custodian |
| 5. Cathy | server |
| 6. Edward | salesperson |

1 Check (✓) the job duties.

jobs	sells clothes	cleans buildings	serves food	answers the phone	counts money	fixes cars
server			✓			
mechanic						
salesperson						
receptionist						
custodian						
cashier						

2 Write the job duties.

answers the phone counts money sells clothes
cleans buildings fixes cars serves food

- A server _____ *serves food* _____.
- A receptionist _____.
- A cashier _____.
- A salesperson _____.
- A custodian _____.
- A mechanic _____.

3 Write the job duties.



1. _____ *fixes cars* _____




2. _____



3. _____

4 Look at the pictures. Write the correct answers.
Then listen.



1. **A** What does she do?
B She sells clothes.



2. **A** What does he do?
B He _____.



3. **A** What does she do?
B She _____.



4. **A** What does he do?
B He _____.



5. **A** What does she do?
B She _____.



6. **A** What does he do?
B He _____.

Lesson C Does he sell clothes?

1 Look at the pictures. Circle the correct answers.



1. Does she fix cars?
a. Yes, she does.
b. No, she doesn't.



2. Does he answer the phone?
a. Yes, he does.
b. No, he doesn't.



3. Does she clean buildings?
a. Yes, she does.
b. No, she doesn't.



4. Does he count money?
a. Yes, he does.
b. No, he doesn't.



5. Does she serve food?
a. Yes, she does.
b. No, she doesn't.



6. Does he sell clothes?
a. Yes, he does.
b. No, he doesn't.

2 Look at the picture. Complete the sentences.



1. **A** Does Naoko serve food?
B Yes, she does.
2. **A** _____ Juan _____ money?
B Yes, he _____.
3. **A** _____ Imelda _____ the phone?
B No, she _____.
4. **A** _____ Franco _____ buildings?
B Yes, he _____.
5. **A** _____ Soo Yeun _____ cars?
B No, she _____.
6. **A** _____ Kevin _____ clothes?
B Yes, he _____.

2 Look at the pictures. Complete the sentences.

bus driver painter teacher's aide
homemaker plumber truck driver




1. **A** What does he do?
B He's a truck driver.



2. **A** What does she do?
B She's a homemaker.



3. **A** What does he do?
B He's a plumber.



4. **A** What does she do?
B She's a teacher's aide.



5. **A** What does he do?
B He's a bus driver.



6. **A** What does she do?
B She's a painter.

1 Complete the words.

1. s _ e _ l _ l _ s c l o t h e s
2. c _ _ _ n t s m o n e y
3. _ _ e r v e _ _ f o o d
4. f i x _ _ _ c a r s
5. _ _ _ e a n s b u i l d i n g s
6. _ _ _ i v e s a b u s

2 Write the words.

buildings bus cars clothes food money phone

1. salesperson: sells clothes
2. server: serves _____
3. custodian: cleans _____
4. cashier: counts _____
5. mechanic: fixes _____
6. bus driver: drives a _____
7. receptionist: answers the _____

3 Look at the pictures. Complete the sentences.



1. She is a custodian. She cleans _____.
2. He is a _____. He counts _____.
3. She is a _____. She drives a _____.

1 Read the ads. Then choose the correct answers.

HELP WANTED

JOB 1
Server
\$15.00 an hour
6:00 a.m. – 11:00 a.m.
Call 201-555-2192

JOB 2
Receptionist
\$20.00 an hour
Monday – Friday
Call 201-555-8743

JOB 3
Truck Driver
\$18.00 an hour
Part-time work
Call 201-555-3370

JOB 4
Plumber
\$26.00 an hour
Work evenings
Email:
plumbers46@cup.com

- Job 1 is for a _____.
 A server
 B plumber
 C receptionist
- Job 2 is for a _____.
 A plumber
 B truck driver
 C receptionist
- For Job 3, call _____.
 A 201-555-8743
 B 201-555-3370
 C 201-555-2192
- For Job 2, call _____.
 A 201-555-8743
 B 201-555-3370
 C 201-555-2192
- Job 4 is _____.
 A in the morning
 B in the evening
 C at night
- Job 1 is _____.
 A in the morning
 B in the evening
 C at night

2 Write the words.

bus driver cashier mechanic painter plumber server

_ m _ e _ c _ h _ a _ n _ i _ c _
 _ _ _ _ _ o _ _ _ _ _
 _ _ _ _ _ m _ _ _ _ _
 _ _ _ _ _ e _ _ _ _ _
 _ _ _ l _ _ _ _ _ m _ _ _ _ _
 _ _ _ _ _ a _ _ _ _ _
 _ _ _ _ _ k _ _ _ _ _
 _ _ _ _ _ e _ _ _ _ _
 _ _ _ _ _ r _ _ _ _ _

3 Look at the chart. Complete the sentences.


	drive a bus	count money	fix cars	drive a truck
Ted	✓			
Jessica				✓
Rashid			✓	
Irene		✓		

- A** What's Ted's job?
B He is a bus driver.
A What does he do?
B He drives a bus.
- A** What's Irene's job?
B She is a _____.
A What does she do?
B She _____.
- A** What's Rashid's job?
B He is a _____.
A What does he do?
B He _____.
- A** What's Jessica's job?
B She is a _____.
A What does she do?
B She _____.

1 Listen and number.



Listen



2 Look at the pictures in Exercise 1 again. Answer the questions.

Flowers Flowers Grass Leaves Outside Weeds

1. What does she water? Flowers
2. What does she rake? _____
3. What does he plant? _____
4. Where does he work? _____
5. What does he pull? _____
6. What does she cut? _____

