

^{3rd Edition} **Ventures**



ONLINE TEACHER RESOURCES

**How to Register and Search for
Over 1,200 Resources!**

- **College and Career Readiness Worksheets**
- **Projects**
- **Multilevel Worksheets**
- **Collaborative Activities**
- **Career and Education Pathways Worksheets**
- **Civics Worksheets**
- **Picture Dictionary and Flashcards**

**Find these and many more resources at:
[cambridge.org/ventures/resources](https://www.cambridge.org/ventures/resources)**



CAMBRIDGE
UNIVERSITY PRESS

Experience
Better
Learning

Accessing the resources

Step 1: To access Ventures online teacher resources go to:

www.cambridge.org/ventures/resources

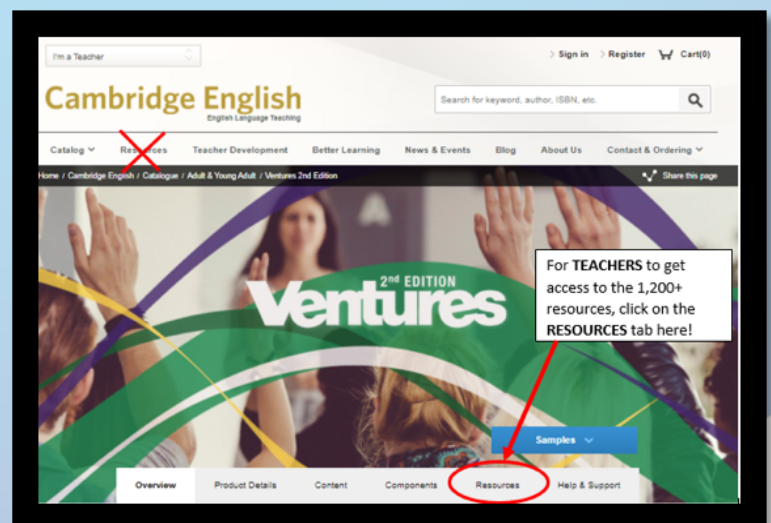
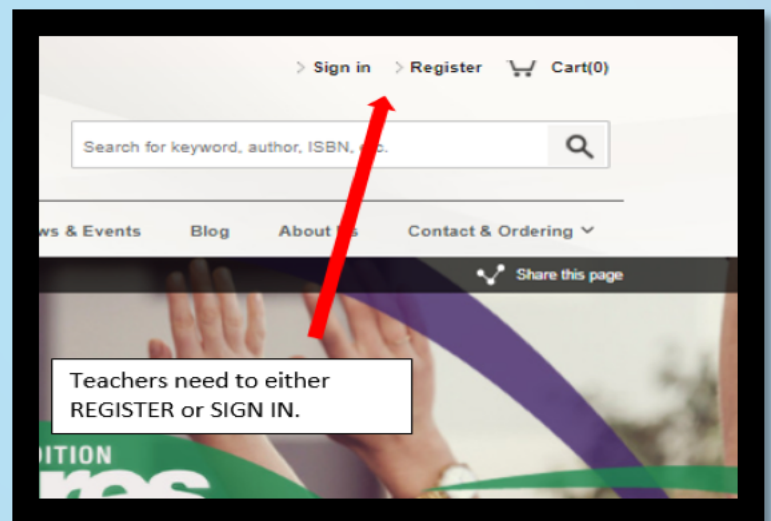
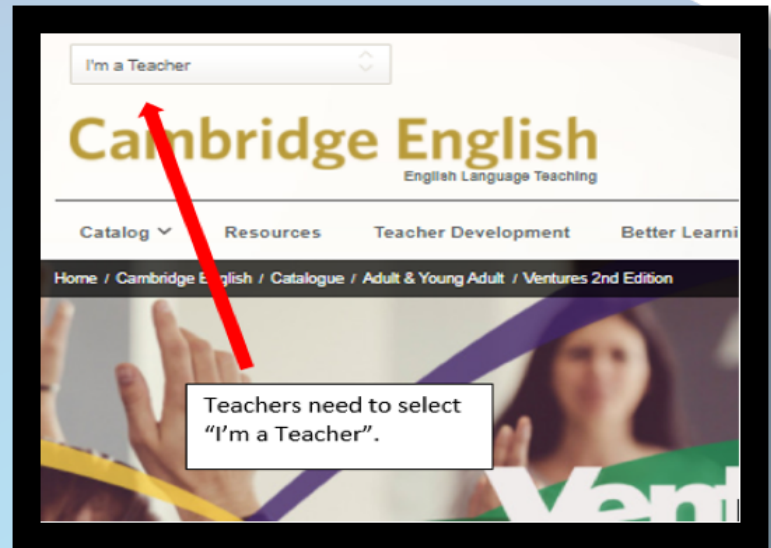
Step 2: Select “I’m a Teacher” in the field on the upper left-hand corner

Step 3: Register or Sign in

If you already have a password, click SIGN IN. If you have never registered on the Cambridge website before, click REGISTER and enter the required fields. Once you register, your account will be verified to grant access to the hundreds of resources available for Ventures.

Step 4: Select “RESOURCES” carefully!

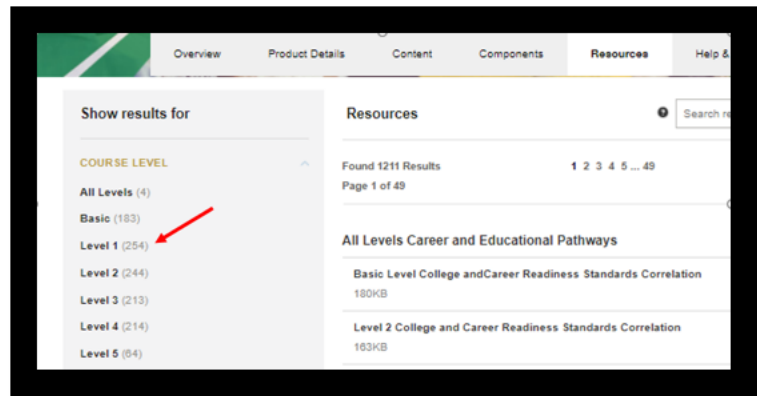
In order to see the full spectrum of items available to teachers, scroll down and select “RESOURCES” on the lower menu in the gray bar between the links for “Components” and “Help & Support” in the VENTURES website. This is an important step to remember.



Narrowing your search

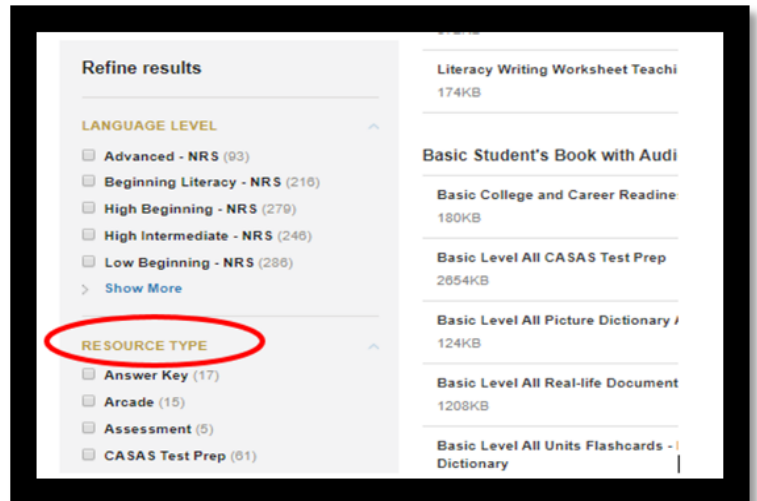
“Show Results for...” section

There are two parts to the navigation along the left hand gray section of the Ventures Resources page. The top part is the “**SHOW RESULTS FOR**” section. Under **COURSE LEVEL**, you can see that there are hundreds of items per level.



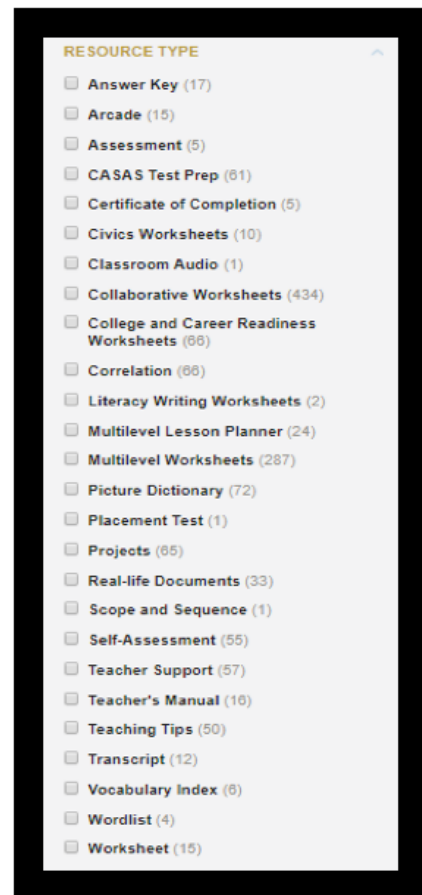
“Refine Results” section

Scroll down and in the second part of the gray area on the left, you will see “**Refine Results**” and then “**Resource Type**”. The Resource Type will be the Ventures teacher’s new best friend when searching for resources.



“Resource type” section

Here is the complete list of items types under **RESOURCE TYPE**. It is worth exploring this section to see all of the different Ventures resources that have been thoughtfully created to help teachers meet a variety of classroom and administrative needs.



Searching for resources

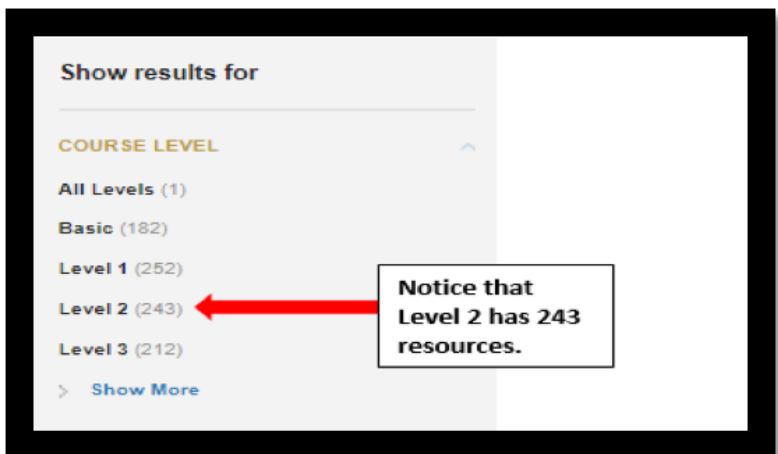
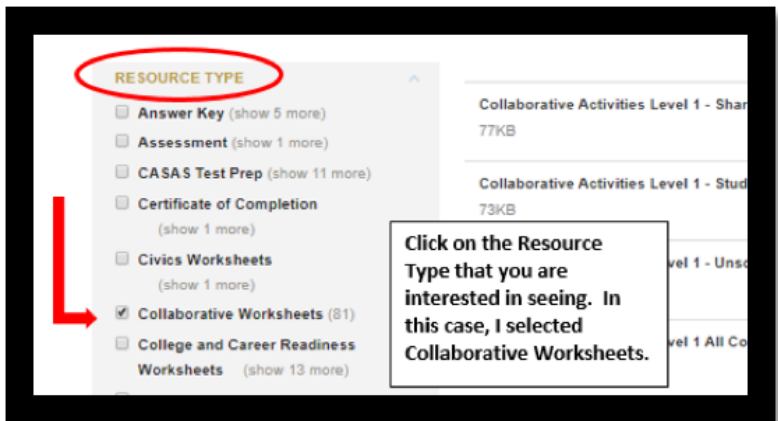
There are *many* ways to search for specific resources. Here are two different ways:

Search via Resource Type

To get the widest array of resources, select Resource Type and then narrow results as needed... by level, unit, etc.

Step 1: Select the Resource Type that you are looking for... Collaborative, Multilevel worksheet (formerly Add Ventures), College and Career Readiness worksheets, correlations, etc.

Step 2: Scroll back up and *narrow your results* by selecting the Course Level (Basic, 1, 2, 3, 4, and 5, which is the Transitions level) you are looking for, and narrow further selection the component, etc.



Search via Course Level, Component, Unit, and Lesson

Step 1: Select a Course Level (Basic, 1, 2, 3, 4, and 5, which is the Transitions level) In this example we choose Level 2.

Step 2: Choose a Course Component associated with the resource you're looking for. In most cases this will be the Student Book as most of the resources appear in this category.

Step 3: Choose a Unit

Step 4: Choose a Lesson

