

Systematic Review

Cite this article: Sargeant JM *et al* (2019). Efficacy of bacterial vaccines to prevent respiratory disease in swine: a systematic review and network meta-analysis. *Animal Health Research Reviews* **20**, 274–290. <https://doi.org/10.1017/S1466252319000173>

Received: 21 June 2019
Revised: 19 November 2019
Accepted: 19 November 2019





Key words:

Antibiotic use; bacterial vaccines; network meta-analysis; respiratory disease; swine; systematic review

Author for correspondence:

Jan M. Sargeant, Department of Population Medicine, Ontario Veterinary College, University of Guelph, Guelph, Ontario, Canada. E-mail: sargeanj@uoguelph.ca

Efficacy of bacterial vaccines to prevent respiratory disease in swine: a systematic review and network meta-analysis

Jan M. Sargeant^{1,2} , Bhumika Deb^{1,2}, Michele D. Bergevin^{1,2},
Katheryn Churchill^{1,2}, Kaitlyn Dawkins^{1,2}, Jennifer Dunn^{1,2}, Dapeng Hu³,
Carly Moody^{1,2}, Annette M. O'Connor⁴ , Terri L. O'Sullivan¹, Mark Reist^{1,2},
Chong Wang^{3,4} , Barbara Wilhelm^{1,2} and Charlotte B. Winder^{1,2} 

¹Department of Population Medicine, Ontario Veterinary College, University of Guelph, Guelph, ON, Canada; ²Centre for Public Health and Zoonoses, University of Guelph, Guelph, ON, Canada; ³Department of Statistics, Iowa State University, Ames, Iowa, USA and ⁴Department of Veterinary Diagnostic and Production Animal Medicine, Iowa State University College of Veterinary Medicine, Ames, Iowa, USA

Abstract

A systematic review and network meta-analysis (MA) was conducted to address the question, ‘What is the efficacy of bacterial vaccines to prevent respiratory disease in swine?’ Four electronic databases and the grey literature were searched to identify clinical trials in healthy swine where at least one intervention arm was a commercially available vaccine for one or more bacterial pathogens associated with respiratory disease in swine, including *Mycoplasma hyopneumoniae*, *Actinobacillus pleuropneumonia*, *Actinobacillus suis*, *Bordetella bronchiseptica*, *Pasteurella multocida*, *Streptococcus suis*, *Haemophilus parasuis*, and *Mycoplasma hyorhinis*. To be eligible, trials had to measure at least one of the following outcomes: incidence of clinical morbidity, mortality, lung lesions, or total antibiotic use. There were 179 eligible trials identified in 146 publications. Network MA was undertaken for morbidity, mortality, and the presence or absence of non-specific lung lesions. However, there was not a sufficient body of research evaluating the same interventions and outcomes to allow a meaningful synthesis of the comparative efficacy of the vaccines. To build this body of research, additional rigor in trial design and analysis, and detailed reporting of trial methods and results are warranted.

Introduction

Porcine respiratory disease complex (PRDC), which refers to respiratory disease caused by viruses or bacteria in swine, is the leading single cause of death during the nursery stage (47.3%), and is responsible for the majority of swine deaths during the grower–finisher production stage (75.1%) (USDA, 2016a). Swine respiratory disease is multifactorial, involving the interplay between environmental factors, host characteristics, and infectious disease agents (Opriessnig *et al.*, 2011). Bacterial pathogens involved in respiratory disease may induce disease, or act as co-infections, making the animal more susceptible to other disease agents (Opriessnig *et al.*, 2011). Bacterial pathogens frequently involved in PRDC include *Actinobacillus pleuropneumonia*, *Actinobacillus suis*, *Bordetella bronchiseptica*, and *Mycoplasma hyopneumoniae* (Opriessnig *et al.*, 2011; VanAlstine, 2012). Treatment of respiratory disease is a major source of antimicrobial use in swine production (Karriker *et al.*, 2012). In the USA in 2012, the National Animal Health Monitoring System (NAHMS), which is run by the United States Department of Agriculture (USDA), reported that 59.9% of swine farm nursery sites used injectable antibiotics and 41.2% used water-soluble antibiotics to treat respiratory disease. Similarly, the NAHMS reported that 72.8% of swine farm grower–finisher sites used injectable antibiotics and 64.2% used water-soluble antibiotics to treat respiratory disease (USDA, 2016b).

Antibiotic use in animals or humans leads to the development of antimicrobial resistance (AMR). The World Health Organization (WHO) Global Action Plan on Antibiotic Resistance (2015) stated that AMR is currently one of the most critical threats to global health, food security, and economic development. To minimize the development of AMR, it is therefore essential that antibiotics be used judiciously in both animal and human medicine. The American Association of Swine Veterinarians (AASV) endorsed a position statement regarding the judicious use of antimicrobials in swine production that encourages veterinarians to implement preventive strategies (AASV, 2019). One such approach is the use of vaccinations, intended to prevent disease and therefore the use of antibiotics to treat clinical illness. Swine veterinarians and producers require information on the effectiveness of alternative non-

© The Author(s), 2020. This is an Open Access article, distributed under the terms of the Creative Commons Attribution licence (<http://creativecommons.org/licenses/by/4.0/>), which permits unrestricted re-use, distribution, and reproduction in any medium, provided the original work is properly cited.

antibiotic treatments, such as vaccinations, to mitigate the impact of major bacterial pathogens involved in swine respiratory disease without relying on antibiotics.

The systematic review method has been recognized for decades as a transparent and replicable method for synthesizing and assessing the available evidence on the effectiveness of interventions (Higgins and Green, 2011). The use of systematic review methods to synthesize scientific data for use in policy-making has been endorsed internationally by the WHO, the European Food Safety Authority (EFSA), and the Codex Alimentarius Commission (CAC) (EFSA, 2010; CAC, 2014; WHO, 2018). Meta-analysis (MA), or the statistical pooling of estimates of intervention effect sizes across individual studies, may also be combined with systematic review to provide a summary estimate of intervention efficacy (Higgins and Green, 2011). However, one important limitation of a standard (pairwise) MA is that it only allows the comparison of pairs of treatments, such as a specific vaccine to a placebo or the comparison of two vaccines.

Often veterinarians and producers are faced with multiple possible treatment options, and thus they require comparisons of relative efficacy between more than two alternatives. A network meta-analysis (NMA) generates estimates of the relative efficacy of multiple interventions by incorporating direct head-to-head comparisons of interventions based on the available literature, as well as indirect comparisons of interventions across a network of trials (Dias *et al.*, 2011; Cipriani *et al.*, 2013). For example, if treatment A is compared to treatment B in one or more studies, and treatment B is compared to treatment C in one or more studies, the relative relationship between treatments A and C can be inferred indirectly from the available information under some standard assumptions. Thus, given a dataset of studies investigating the efficacy of intervention options for the same outcome, within which the underlying NMA model assumptions are met, NMA allows the comparison of multiple interventions using direct and indirect evidence (Lu and Aedes, 2004). A systematic review followed by an NMA therefore provides a rigorous method for synthesizing evidence regarding the relative effectiveness of available swine respiratory vaccines.

The objective of this study was to conduct a systematic review and NMA to address the question: ‘What is the relative efficacy of commercially produced bacterial vaccines to prevent respiratory disease in swine from controlled trials with natural disease exposure?’.

Methods

Protocol

A review protocol was prepared *a priori*, and was reported in accordance with the PRISMA-P guidelines (Moher *et al.*, 2015). The protocol was published in the University of Guelph’s institutional repository (<https://atrium.lib.uoguelph.ca/xmlui/handle/10214/10046>). The protocol is also available through Systematic Reviews for Animals and Food (SYREAF) (<http://www.syraef.org/contact/>). The Preferred Reporting Items for Systematic Reviews and Meta-Analyses extension for NMA (PRISMA – NMA) guidelines were used for the reporting of this systematic review (Hutton *et al.*, 2015).

Eligibility criteria

Primary research studies available in English were eligible for inclusion in the review. In addition, primary studies must have included the following elements based on the PICOS components:

Population (P): Healthy swine at any stage of production;

Intervention (I): At least one intervention arm was a commercially available vaccine or a commercially produced injectable autogenous vaccine (derived from culture) for bacterial pathogens associated with respiratory disease in swine, specifically *M. hyopneumoniae*, *A. pleuropneumonia*, *A. suis*, *Bordetella bronchiseptica*, *Pasteurella multocida*, *Streptococcus suis*, *Haemophilus parasuis*, and *Mycoplasma hyorhinis*;

Comparator (C): Negative control group, sham treatment, saline placebo, or other alternative treatment (including another vaccine);

Outcomes (O): At least one of the following outcomes was evaluated: morbidity (clinical morbidity as defined by the authors, cough index, or general or specific lung lesions), mortality, or total antibiotic use; and

Study design (S): Controlled trials with natural disease exposure.

Information sources

Five electronic databases were searched in order to identify primary research studies that met the eligibility criteria: AGRICOLA (via ProQuest, from 1970), CAB Direct (via Web of Science, from 1910), MEDLINE (via PubMed, from 1946), Conference Proceedings Citation Index – Science (via Web of Science, from 1990), and Science Citation Index (via Web of Science, from 1990). No further date restrictions were placed, and the searches were not limited by language, study design, or publication type. In addition, a single reviewer hand-searched the table of contents of the following conferences: Proceedings from the American Association of Swine Veterinarians (1999–2018), the American Association of Swine Veterinarians Pre-Conference Seminars (2007–2018), and the International Pig Veterinary Society Congress (2000–2018). No attempt was made to contact study authors for additional information pertaining to their study.

Search

The search strategy was comprised of four distinct concepts: swine at any stage of production, vaccines, bacteria associated with respiratory disease in swine, and respiratory outcomes. A list of relevant search terms was compiled for each concept within the search strategy. Search terms for each part of the strategy were combined using the Boolean operator ‘OR’, and parts were linked using the Boolean operator ‘AND’. The full search strategy as developed for Science Citation Index is listed in Table 1. The search strings were modified as necessary to meet the formatting requirements of each of the remaining databases. Database searches were conducted on 20 August 2018 via the library resources at the University of Guelph, Canada. Search results were uploaded to EndNoteX7 (Clarivate Analytics, Philadelphia, PA, USA) and duplicate results were identified and removed. Records were then uploaded to the systematic review management software DistillerSR (Evidence Partners Inc., Ottawa, ON, USA) and additionally examined for duplicate records. If the same data were published in a conference proceeding and a journal article, the journal article was used and the conference proceedings were labelled as a duplicate and excluded.

Study selection

DistillerSR (Evidence Partners®) was used for all screening, data extraction, and risk of bias assessments. Two independent reviewers initially screened all of the titles and abstracts captured

Table 1. Full electronic search strategy used to identify trials evaluating the comparative efficacy of vaccines against bacteria associated with respiratory disease in swine, formatted for Science Citation Index (Web of Science), conducted on 20 August 2018

#	Search Strategy	Number of Citations
#1	TS=(swine OR pig* OR piglet* OR gilt* OR boar* OR sow* OR hog* OR weane* OR porcine NOT guinea)	878,151
#2	TS=(vaccine OR vaccination OR bacterin)	287,366
#3	TS=(hyopneumoniae OR Mycoplasma OR Actinobacillus OR 'atrophic rhinitis' OR suis OR Bordetella OR bronchiseptica OR Pasteurella OR Pasteurellosis OR multocida OR Streptococcus OR Haemophilus OR Glasser's OR Glassers OR parasuis OR hyorhinis)	160,015
#4	TS=(pneumonia OR pleuritis OR pleuropneumonia OR pleuropneumoniae OR respiratory OR SRD)	492,637
#5	#4 AND #3 AND #2 AND #1	755

by the search for potential eligibility. All reviewers conducted a pre-test of the first 250 titles and abstracts to ensure clarity of understanding and consistent application of the questions. Thereafter, the following questions were used to assess eligibility:

- (1) Is this a primary study that evaluated the use of vaccines for bacterial causes of respiratory disease in live swine? YES, NO (exclude), UNCLEAR
- (2) Is there a concurrent comparison group (i.e. controlled trial with natural or deliberate disease exposure, or analytical observational study)? YES, NO (exclude), UNCLEAR
- (3) Is the text available in English? YES (include for full-text screening), NO (exclude), UNCLEAR (include for full-text screening)

Citations were excluded if both reviewers responded 'NO' to any of the questions; agreement was at the include/exclude level. Disagreements were resolved by consensus or by a third reviewer (JMS or CBW) if consensus could not be reached. Full texts were acquired for citations that passed the initial eligibility screening or for which the results were unclear. Two independent reviewers conducted the full-text screening, using the first 10 articles as a pre-test. The following questions were used to evaluate the eligibility of the full-text articles:

- (1) Is the full text available with >500 words? YES, NO (EXCLUDE)
- (2) Is the full text available in English? YES, NO (EXCLUDE)
- (3) Does this study assess the use of a monovalent or polyvalent commercially available vaccine or a commercially produced injectable autogenous vaccine (derived from culture) for one or more of the following bacterial pathogens associated with respiratory disease in swine: *Mycoplasma hyopneumoniae*, *Actinobacillus pleuropneumoniae*, *Actinobacillus suis*, *Bordetella bronchiseptica*, *Pasteurella multocida*, *Streptococcus suis*, *Haemophilus parasuis*, or *Mycoplasma hyorhinis*? YES, NO (EXCLUDE)
- (4) Is there a concurrent comparison group? (i.e. controlled trial with natural or deliberate disease exposure, or analytical observational study)? YES, NO (EXCLUDE)
- (5) Are at least one of the following outcomes described: clinical morbidity (as defined by the authors), cough index, lung lesions at slaughter, mortality, or antibiotic use? YES, NO (EXCLUDE)
- (6) Is the study a controlled trial with natural disease exposure? YES (moves to data extraction stage), NO, the study is a controlled trial with deliberate disease induction (indicate the pathogen targets included in the vaccine, but exclude from data extraction) NO, the study is an observational study (indicate the pathogen targets included in the vaccine but exclude, from data extraction)

Studies were included in the NMA if sufficient data were reported to enable the calculation of the log odds ratio (OR) and the standard error of the log OR, based on the extraction of the prioritized outcome metrics. The criteria for inclusion in the NMA are described in the statistical analysis section.

Data collection

Two reviewers used a standardized form to independently extract data from all citations meeting the full-text screening criteria. The data extraction form was created using a hierarchical nesting of forms in DistillerSR, which allowed data from multiple comparisons or from multiple outcomes to be linked. The forms were pre-tested on the first 10 articles by all reviewers to ensure consistency and for training in the use of nested forms. Discrepancies in data extraction were resolved by consensus, with mediation by JMS and CBW if an agreement could not be reached.

Data items

Study characteristics

Extracted study characteristics included country of conduct, year(s) the study was conducted, months of data collection, whether the study was a commercial or research trial, the number of herds/farms enrolled in the study, the reason for vaccinating (endemic disease, prevention of clinical disease, response to a disease outbreak, or not reported), farm- and animal-level inclusion/exclusion criteria, and whether the study reported clinically ill animals at the time the intervention was given.

Interventions

Details on each intervention arm included vaccine name, the target bacterium or bacteria for the vaccine, other infectious disease targets included in the vaccine, dose, route, frequency of administration, the stage of production at which the intervention was administered and at which the outcome was measured, the type of vaccine (killed, modified live, autogenous, or not reported), and whether there were any concurrent treatments. A description of other intervention arms (e.g. a non-eligible vaccine, placebo, or alternative treatment) also was extracted, as well as the number of animals and pens enrolled and analyzed in each treatment group. Information was collected on whether animals in different intervention groups were comingled within pens or whether each pen only contained animals in the same intervention group.

Eligible outcomes

Outcomes eligible for inclusion were morbidity (clinical morbidity defined by the authors as observed illness or illness requiring treatment, cough index, and general and specific lung lesions),

mortality, and total antibiotic use. Morbidity related to respiratory disease was included as a critical outcome in the review protocol, whereas lung lesions were not included as an eligible outcome in the protocol. However, as most studies included lung lesions as a proxy for morbidity (clinical or subclinical), we added this outcome beginning at the title and abstract screening level as a protocol modification. For trials in which there were some animals with the clinical disease at the start of the study, data were only extracted for incident cases (i.e. data were only extracted when they were reported separately for the animals that did not have clinical disease at the start of the trial).

Multiple specific outcomes within the same outcome category often were reported for both morbidity and lung lesions. In these instances, a single outcome within each category was extracted based on priorities identified at the start of the data extraction process. For morbidity, if both general and respiratory-related were reported within the same trial, respiratory-related morbidity data were extracted. For lung lesions, information on general lung lesions (i.e. not specific to a pathogen) was extracted when presented. If an article also included disease-specific lung lesions, a single measure for disease-specific lesions was extracted; the prioritization (based on author description) was as follows:

- (1) Lung lesions consistent with enzootic pneumonia or *Mycoplasma spp.*;
- (2) Lung lesions consistent with *Actinobaccillus pleuropneumonia* (APP), including APP index;
- (3) Slaughterhouse pleurisy evaluation system (SPES) scores; and
- (4) Pathology described as pleuritic or pleurisy.

When extracting data on effects and effect sizes, relative effect measures (OR, risk ratio (RR), or mean difference) and corresponding precision estimates were extracted when these data were provided. Information on any additional adjusted variables used in the calculation of effect sizes was also extracted, as were losses to follow-up. When relative effect measures were not reported, arm-level data were extracted, including variance measures for continuous data. If a measure of variance was not reported, or could not be calculated from the available information, data for that comparison were not extracted. When results were presented only in a graph, with no numerical labels, data were not extracted. When data were reported as a frequency of observations within ordinal categories (e.g. for lung lesions, data in some trials were reported as the number of pigs with a score of 0, the number of pigs with a score between 1 and 20, the number of pigs with a score between 21 and 40, etc.), the data were collapsed into a binary outcome for data extraction (e.g. lung lesions were present or not present).

Some publications included multiple trials, or trials in multiple herds where the results were reported separately by the herd. In both of these instances, the results were extracted separately and are reported as separate trials.

Geometry of the network

We used a visual approach to qualitatively evaluate the geometry of the network, to determine if some pairwise comparisons dominated and to determine whether the network appeared to have a star or web-like structure. We also evaluated whether there were intervention comparisons that were not linked to the network (i.e. did not have an intervention in common with one or more other published studies).

Risk of bias in individual studies

Risk of bias was assessed at the outcome level for the three main outcomes for trials included in the NMAs using the Cochrane risk-of-bias tool for randomized trials (RoB 2.0). This tool provides a framework for assessing the likelihood that bias could be introduced in each of the five domains. Specifically, the risk of bias domains included in the tool are: risk of bias arising from the randomization process; risk of bias due to deviations from the intended intervention(s); risk of bias due to missing outcome data; risk of bias in the measurement of the outcome; and risk of bias in the selection of the reported result (Higgins *et al.*, 2016).

All outcomes included in an NMA were evaluated using this tool, regardless of whether interventions were allocated at the individual or pen level, or whether animals within intervention groups were comingled or grouped by intervention within pens. Signaling questions are a component of the RoB 2.0 tool that is used to elicit information on the use of trial features that are relevant to the potential for bias in a trial. The signaling questions were modified to address common practices in livestock health for animals that are grouped in pens. For assessing risk of bias due to allocation, the Cochrane risk of bias tool includes a question on whether the authors described the method for generating the random allocation sequence. This question was modified to include a response for studies where allocation to intervention group(s) was reported as 'random', but no information was provided on the actual method for generating the random sequence. In the RoB 2.0 domain related to deviations from the intended intervention, there is a question on whether participants were aware of their intervention group allocations; for each of the studies in this review, this question was answered as a 'no' because the participants in these trials were pigs. An additional question in this domain asks about blinding of study personnel, and for the purposes of this review, this question was clarified to refer to the blinding of animal caregivers.

The overall risk of bias within each domain was calculated based on the algorithms suggested by Higgins *et al.* (2016), with the exception of the domain related to randomization. For this domain, allocation concealment was not considered as a criterion related to bias due to the randomization process, as all eligible pens and animals are included in swine trials. Furthermore, it is unlikely that a producer or investigator would have any treatment preference for a given pen, as the differential economic value of animals or pens would not be known at the time interventions are allocated. This approach is consistent with the risk of bias assessments of other livestock studies (Moura *et al.*, 2019).

Summary measures

The summary effect size was the log OR, which was converted back to the RR using the baseline risk and a Bayesian approach method of estimation. For the morbidity outcome, the posterior mean and standard deviation of the baseline risk mean were -2.2448 and 1.4449 and the posterior mean and standard deviation of the baseline risk standard deviation were 1.3853 and 0.2455 . For the mortality outcome, the posterior mean and standard deviation of the baseline risk mean were -2.7471 and 0.7528 and the posterior mean and standard deviation of the baseline risk standard deviation were 0.7437 and 0.0779 . For the lung lesion outcome, the posterior mean and standard deviation of the baseline risk mean were 1.378 and 1.7094 , and the posterior mean and

standard deviation of the baseline risk standard deviation were 1.6433 and 0.2941.

For studies that had zero cells for some data points, the ORs could not be calculated. Such trials were therefore excluded from the analyses.

Planned methods of analysis

After data extraction was complete, a treatment map of all reported interventions was compiled (Table 2). Vaccines for the same bacterial target produced by different companies were considered to be different interventions, because the specific bacterial or viral strains used in the manufacture of the vaccine may differ, or the products may contain different antigens or adjuvants. However, if the same vaccine or intervention arm was issued via different routes or in a different number of doses, then this was considered to be the same intervention. Vaccines with identical bacterial targets that were produced in different countries by the same company were also considered to be part of the same intervention arm. Vaccines that incorporated an additional treatment, such as an immune stimulant, were considered to be separate interventions from those vaccines that did not include the additional treatment. Vaccines containing only viral respiratory targets, non-commercial vaccines, or other identified interventions were included as comparison arms in the MA, but because these were not the focus of this review, they are not shown in the ranked results.

Some studies provided separate morbidity results for more than one stage of production. In order to conduct the NMA, only one set of results was included per trial. To identify the most relevant set of results for each trial, we first prioritized overall results representing the entire production process, followed by results from the grower/finisher stage, followed by results from the nursery stage. The grower phase was prioritized over the nursery phase as most vaccines were given on entry to the nursery and would be expected to take some period of time before immunological protection could be achieved.

The methodological approach for conducting network meta-analyses has been described in detail elsewhere (Dias *et al.*, 2011; O'Connor *et al.*, 2013). For all studies included in the review, results were converted into log ORs for the present analysis. If the authors reported a RR, this was converted into a log OR using the reported risk of disease in the placebo group. When authors reported the probability of an outcome in each intervention group based on a statistical model, that probability was converted to a log OR using a process described elsewhere (Hu *et al.*, 2019).

Selection of prior distributions in Bayesian analysis

The choice of prior probability distributions was based on an approach reported previously (Dias *et al.*, 2011). Accordingly, we assessed both $\sigma \sim U(0,2)$ and $\sigma \sim U(0,5)$. The results suggested that $\sigma \sim U(0,5)$ was preferred, and so we retained this prior in the model.

Implementation and output

All posterior samples were generated using Markov Chain Monte Carlo (MCMC) simulation, which was implemented using Just Another Gibbs Sampler (JAGS) software (Plummer 2015). All statistical analyses were performed using R software (version 3.5.2) (RCore, 2015). The model was fitted using JAGS; JAGS was called from R via the rjags package (version 4-8) (Plummer, 2015). Three chains were simulated in the analysis,

and convergence was assessed using Gelman–Rubin diagnostics. We discarded 5000 ‘burn-in’ model iterations and based all inferences on a further 10,000 model iterations. The model output included all possible pairwise comparisons using log ORs (for inconsistency assessment), RRs (for comparative efficacy reporting), and the treatment failure rankings (for comparative efficacy reporting).

Assessment of model fit

To assess the fit of the model, we examined the residual deviance between the predicted values of the log ORs from the NMA model and the observed value for each study (Dias *et al.*, 2010).

Assessment of inconsistency

NMA relies on an assumption of consistency between direct and indirect intervention effects, apart from the usual variation that stems from a random-effects MA model (White *et al.*, 2012). For example, if one trial compares the direct effect of a treatment A with the effect of treatment B, and another study compares the efficacy of treatments B and C, then the effect of A relative to B and B relative to C can be used to infer the (indirect) effect of A relative to C. The assessment of inconsistency compares whether the direct effects and the indirect effects give a similar result. We used the back-calculation method to assess the consistency assumption in our NMA (Dias *et al.*, 2010). We compared the estimates from the direct and indirect models and considered the standard deviation of each estimate, rather than relying on the *P*-values.

Risk of bias across studies (across the network)

To describe the quality of the evidence network, a modification of the Grading of Recommendation Assessment, Development and Evaluation (GRADE) approach for NMA was used (Salanti *et al.*, 2014; Papakonstantinou *et al.*, 2018). The GRADE framework provides a method of evaluating the quality or certainty of evidence and the strength of the recommendations derived from that evidence. The GRADE for NMA was conducted using the Confidence in Network Meta-Analysis (CINeMA) online software (<http://cinema.ispm.ch>). CINeMA calculates intervention effects using a frequentist approach, which is based on the metafor package in R (Viechtbauer, 2010). The contribution matrix of direct and indirect evidence for the risk of bias was based on this analysis. The GRADE approach in CINeMA examines six different domains: within-study bias, across-studies bias, indirectness, imprecision, heterogeneity, and incoherence.

Rather than presenting indirectness and overall within-study bias, we replaced these domains with an evaluation of the contribution of studies based on their reporting of randomization and blinding. We believed that randomization and blinding would be more variable across studies compared to overall bias risk, and would therefore be more informative. In a GRADE assessment for NMA, indirectness refers to the differences between the populations, interventions, and outcomes in the included studies and the populations, interventions, and outcomes that were the target of the NMA (Salanti *et al.*, 2014). We felt that all of the trials included in our NMA would have minimal indirectness because the review was restricted to relevant populations. We recognize that the swine population varies in regards to management, herd health practices, and prevalent pathogens. However, these data may not be consistently reported in trial reports, and attempting to extract this information was therefore beyond the scope of this review.

Table 2. Eligible vaccines targeting bacteria associated with respiratory disease in swine identified for this systematic review

Code	Product name	Manufacturer	Disease agent targets
CO	Coglapix	Ceva Santé Animale	<i>Actinobacillus pleuropneumoniae</i>
COCI	Coglapix and CircoFlex	Ceva Santé Animale and Boehringer Ingelheim	<i>Actinobacillus pleuropneumoniae</i> and PCV2
COTC	Coglapix with antibiotics Tiamulin and Colestin	Ceva Santé Animale	<i>Actinobacillus pleuropneumoniae</i>
FL	Ingelvac 3Flex	Boehringer Ingelheim	PCV2, <i>Mycoplasma hyopneumoniae</i> , PRRS
FLCL	Flexcombo	Boehringer Ingelheim	PCV2, <i>Mycoplasma hyopneumoniae</i>
HD	Himmvac Donoban-10	KBNP Inc.	<i>Mycoplasma hyopneumoniae</i> , <i>Actinobacillus pleuropneumoniae</i> , <i>Bordetella bronchiseptica</i> , <i>Pasteurella multocida</i> , <i>Streptococcus suis</i> , <i>Haemophilus parasuis</i>
HPC	Hyogen, with PRRS and PCV2 vaccines	Ceva Santé Animale	<i>Mycoplasma hyopneumoniae</i> and PRRS, PCV2
HR	Hyoresp	Boehringer Ingelheim	<i>Mycoplasma hyopneumoniae</i>
HY	Hyogen	Ceva Santé Animale	<i>Mycoplasma hyopneumoniae</i>
IA	Ingelvac APPX	Boehringer Ingelheim	<i>Actinobacillus pleuropneumoniae</i>
IAC	Ingelvac APPX and CircoFlex	Boehringer Ingelheim	<i>Actinobacillus pleuropneumoniae</i> and PCV2
IH	Ingelvac HP-1	Boehringer Ingelheim	<i>Haemophilus parasuis</i>
IM	Ingelvac M Hyo, MycoFLEX	Boehringer Ingelheim	<i>Mycoplasma hyopneumoniae</i>
MP	M + PAC, Mycopac	MSD Animal Health	<i>Mycoplasma hyopneumoniae</i>
MS	Myprovac Suis	Hipra	<i>Mycoplasma hyopneumoniae</i>
MY	Mycobuster	Scientific Feed Laboratory	<i>Mycoplasma hyopneumoniae</i>
MYC	MycoFLEX	Boehringer Ingelheim	<i>Mycoplasma hyopneumoniae</i>
NAC	Placebo, sham, or no treatment		
PA	Parasail	Newport Laboratories	<i>Haemophilus parasuis</i>
PAP	Porcilis APP	MSD Animal Health	<i>Actinobacillus pleuropneumoniae</i>
PAT	Porcilis APP with antibiotic Tiamulin	MSD Animal Health	<i>Actinobacillus pleuropneumoniae</i>
PC	Porcilis PCV M Hyo	MSD Animal Health	<i>Mycoplasma hyopneumoniae</i>
PG	Porcilis Glasser	MSD Animal Health	<i>Haemophilus parasuis</i>
PGP	Porcilis Glasser and Porcilis PRRS	MSD Animal Health	<i>Haemophilus parasuis</i> and PRRS
PL	Pleurinord	MSD Animal Health	<i>Actinobacillus pleuropneumoniae</i>
PN	Pneuroguard	Pfizer	<i>Actinobacillus pleuropneumoniae</i>
PO	Porcilis M Hyo, Porcilis M Hyo ID ONCE, Porcilis Myco Silencer, Porcilis M1	MSD Animal Health	<i>Mycoplasma hyopneumoniae</i>
POP	Porcilis M hyo and PRRS vaccine	MSD Animal Health	<i>Mycoplasma hyopneumoniae</i> and PRRS
RE	Respire One, Respire	Zoetis	<i>Mycoplasma hyopneumoniae</i>
REI	Respire plus immune stimulant	Zoetis	<i>Mycoplasma hyopneumoniae</i>
REL	Respire plus antibiotic lincomycin	Zoetis	<i>Mycoplasma hyopneumoniae</i>
REP	Respire plus PCV vaccine	Zoetis	<i>Mycoplasma hyopneumoniae</i>
RET	Respire plus antibiotic Tiamulin	Zoetis	<i>Mycoplasma hyopneumoniae</i>
SM	Suvaxyn Respifend MH /Suvaxyn Respifend APP	Zoetis	<i>Mycoplasma hyopneumoniae</i> / <i>Actinobacillus pleuropneumoniae</i>
SP	Sprintvac	Merial	<i>Mycoplasma hyopneumoniae</i>
ST	Stellamune mono injection, Stellamune mycoplasma, Stellamune Once	Elanco	<i>Mycoplasma hyopneumoniae</i>
STL	Stellamune plus antibiotic lincomycin	Elanco	<i>Mycoplasma hyopneumoniae</i>
STPC	Stellamune plus PCV vaccine	Elanco	<i>Mycoplasma hyopneumoniae</i>

(Continued)

Table 2. (Continued.)

Code	Product name	Manufacturer	Disease agent targets
SU	Suvaxyn M hyo mono, Suvaxyn M hyo, Suvaxyn HM One	Zoetis	<i>Mycoplasma hyopneumoniae</i>
SUL	Suvaxyn M hyo plus antibiotic lincomycin	Zoetis	<i>Mycoplasma hyopneumoniae</i>
TH	ThoroVax Vet	Merck	<i>Mycoplasma hyopneumoniae</i>
VM	Vaxsafe MHP	Avimex	<i>Mycoplasma hyopneumoniae</i>

Other interventions that were not eligible for inclusion in the review, but were included as comparison groups (code): CircoFlex (CF), Porcilis PRRS (PP), Micotil (M), Tiamulin (T), Lincomycin (L), Any immunostimulant (I), Florphenicol and amoxicillin (FA), J5 vaccine (J5).

To characterize randomization as reported in each of the included studies, we sorted each trial into one of three categories: (1) the authors reported random allocation to intervention group (s) and provided information on the random sequence generation (low risk); (2) the authors reported random allocation to intervention group(s) without providing information on how the sequence was generated (some concerns); and (3) the allocation method was non-random or no information on the method of allocation was provided (high risk). For blinding, we categorized the trials based on reporting of the following: (1) outcome assessors and caregivers were both blinded (low risk); (2) either outcome assessors or caregivers were blinded (some concerns); and (3) neither outcome assessor nor caregivers were blinded or no information was provided (high risk).

The process for assessing across-studies bias in an NMA is not well developed. Further, no pairwise comparisons in this review included more than 10 trials, which is the number typically believed to be necessary for an accurate across-studies bias assessment (Sterne *et al.*, 2000). Therefore, across-studies bias was not evaluated.

The imprecision assessment portion of the GRADE analysis examines whether the boundaries of the confidence intervals for the intervention effect indicate a clinically appreciable benefit or harm, or whether the intervention effects are clinically ambiguous (i.e. the confidence intervals span values representing both benefits and harms, or benefit or harm and a null value). For this analysis, we used an OR cut-point of 0.8 to represent a clinically meaningful OR (i.e. an OR<0.8 represents appreciable benefit and an OR>1.25 represents appreciable harm). For an NMA, the major impact of heterogeneity is whether it will affect decision-making; heterogeneity is thereby judged by the variability in effects in relation to a clinically important effect size. Thus, ORs of 0.8 and 1.25 also were also used in the assessment of heterogeneity. We did not present the results of the incoherence analysis from CINeMA, which measures the consistency of the network, because we conducted and presented the consistency analysis results based on the Bayesian analysis described previously in the Methods section.

Additional analyses

No additional analyses were conducted.

Results

Study selection

The database and grey literature searches identified 2157 unique citations, 1621 of which were excluded at the title/abstract eligibility screening stage, and an additional 390 were excluded at full-text screening (Fig. 1). The excluded citations included 81

challenge trials and eight observational studies that evaluated bacterial vaccines in swine and examined at least one eligible outcome. Following the full-text screening, there were 179 trials from 146 publications eligible for data extraction.

Study characteristics

The 179 trials were conducted in 29 countries; the most commonly reported country was France ($N = 19/179$; 10.6%), followed by Belgium ($N = 11/179$; 6.1%). The country in which the trial was conducted was not reported for 37/179 (20.7%) trials. The year when the trial was conducted was not reported in most studies (155/179; 86.6%). Trials in which the year was reported were conducted between 1981 and 2013. The majority (165/179; 92.2%) of the trials were conducted on commercial farms, with the remainder either conducted in research herds (6/179; 3.4%) or in an unreported setting (8/179; 4.5%). Trials were conducted on a single farm for 132/179 (76.7%) of the trials, with the number of farms within a trial ranging from 1 to 16. The number of farms enrolled in the trial was not reported in 7/179 trials (3.9%). There were two key reasons for vaccinating reported in the trials: the presence of endemic disease (155/179; 69.8%), or the prevention of clinical disease (38/179; 21.2%). Vaccinating because of a disease outbreak was not reported for any trial, and the reason for vaccinating was not reported in 16/179 trials (8.9%). Full details on the characteristics of the 179 trials that were included in the review are available in Supplementary file Table S1.

Complete outcome data could not be extracted from 44 trials because insufficient information was reported in the study; reasons included continuous outcomes reported as means without a measure of variability, results presented only in figures, and proportions provided without stating a denominator. As a result, data for the NMA were extracted from only 135 trials. Of the 135 trials for which data could be extracted, 26 included pens containing pigs receiving different treatments, pigs receiving different treatments were not co-mingled within pens in 30 trials, and it was not possible to determine whether treatments were co-mingled within pens in 79 trials.

Due to the large number of studies and outcomes, the remainder of the results focus on the three most common outcomes: clinical morbidity, mortality, and the presence or absence of non-specific lung lesions. In addition, cough index and total antibiotic use were each measured in three trials.

Risk of bias within studies by outcome

Risk of bias within each of the studies included in the NMA was determined using the Cochrane risk of bias domains for each of

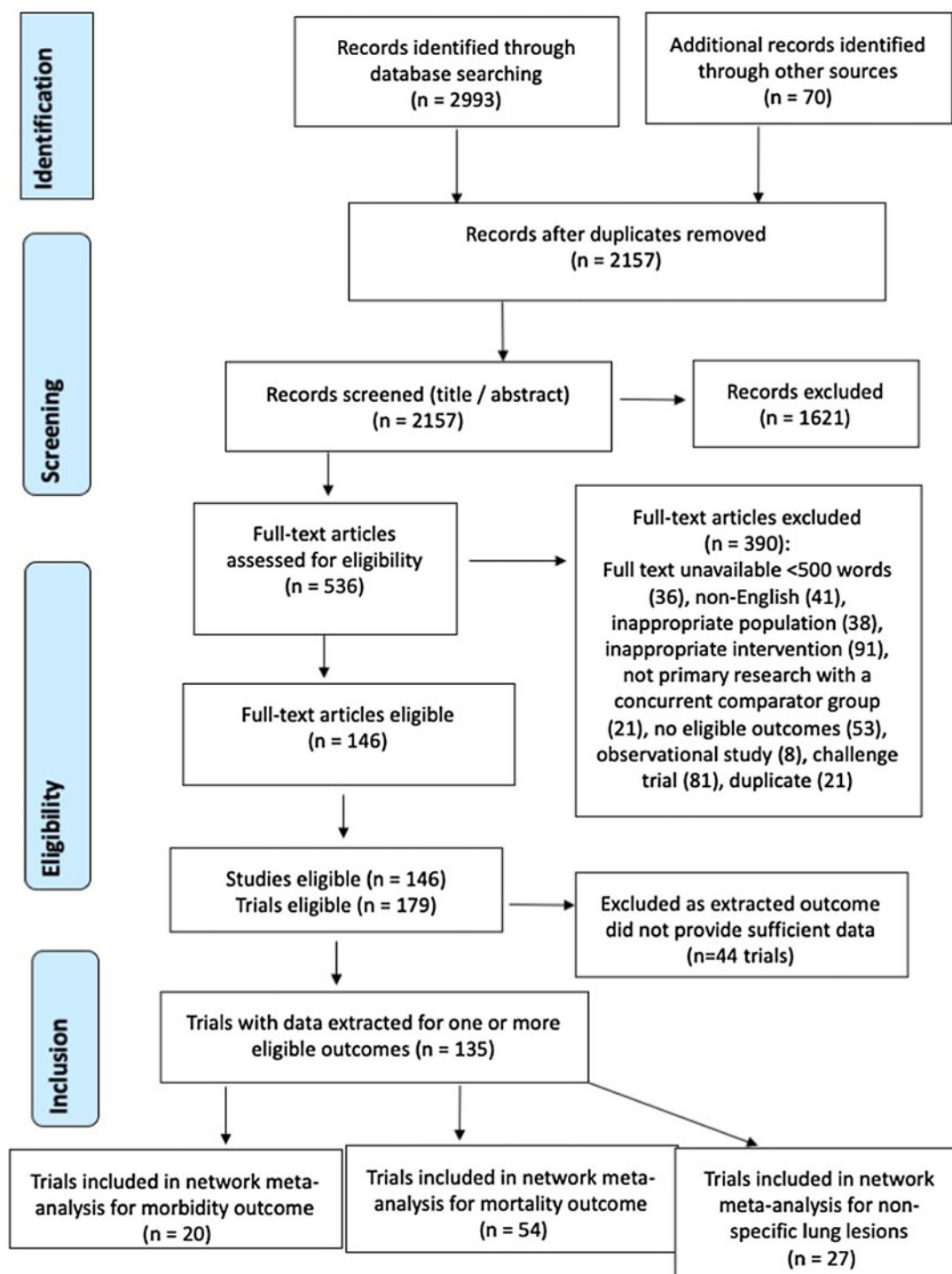


Fig. 1. PRISMA flow chart illustrating the flow of literature through the review process for a systematic review of the efficacy of bacterial vaccines for preventing respiratory disease in swine.

the three outcomes for which NMA were conducted. The results are available in the Supplementary material Figs S1–3. The ratings indicating ‘some concerns’ about the possible presence of bias were primarily the result of non-reporting of key trial design features. The probability of bias due to intervention group allocation was rated as high for approximately 40–60% of the trials, depending on the outcome. A high rating of bias under this domain was driven by studies where allocation to treatment group was not random or where the authors provided no information about

the method of allocating pigs to different treatment groups, and where there were imbalances between the treatment groups at baseline. Across all outcomes, trials were categorized from low to high risk of bias due to deviations from the intended interventions and missing outcome data. For mortality, all studies were at a low risk of bias from outcome measurement, because outcome assessors were not likely to be biased in their recordings of mortality regardless of whether they were blinded. In contrast, the risk of bias related to outcome measurement in trials reporting

morbidity or lung lesions ranged from low risk to high risk, because of the potential for knowledge of intervention status to influence assessors' measurement of the subjective outcome. For bias due to selective reporting of outcomes, all trials for all outcomes were assigned a rating of 'some concerns' about the presence of bias because an *a priori* trial protocol is needed to judge whether a trial is at a high or low risk of bias in this domain, and *a priori* protocols were not available for any trial.

Study results

Not all of the trials that measured a given outcome were included in the NMA because some intervention arms were collapsed into a single category, some trials did not provide a description of one or more vaccine interventions, and some trials had zero cells that precluded the calculation of an OR. In addition, only a small number of trials assessed some of the outcomes, and the NMA would be uninformative due to wide confidence intervals if there was only a small number of contributing trials. As a result, NMA was only conducted for the three most commonly reported outcomes: clinical morbidity ($n = 20$ trials contributing to the network), mortality ($n = 54$ trials contributing to the network), and presence/absence of non-specific lung lesions ($n = 27$ trials contributing to the network) (Fig. 1).

Incidence of clinical morbidity

Structure of the network

Of the 24 trials that measured clinical morbidity, three did not describe the specific vaccine used in one or more intervention arms and one trial had no animals with morbidity in one or more intervention groups, and therefore a RR could not be calculated. Thus, there were 20 trials with 27 treatment comparisons that reported a clinical morbidity outcome and contributed to the NMA. The network of intervention comparisons for the clinical morbidity outcome is shown in Fig. 2; the number of comparisons for each intervention is shown in parentheses beside the intervention node, and the abbreviations are defined in Table 2. Although some vaccine-to-vaccine comparisons were present in the network, a non-active treatment (not treated, placebo, or sham treatment) was the most common intervention arm reported. The network was generally sparse (small number of trials contributing to most comparisons), and the predominance of some intervention arms suggested a non-random distribution of intervention evaluations. None of the trials reported any statistical adjustments for pen effects (i.e. statistical non-independence of pigs within pens).

Although data from all intervention arms with clinical morbidity outcomes informed the NMA, relative results for vaccine efficacy are presented only for eligible vaccines with a bacterial pathogen target and placebo controls. For the group of trials with morbidity as an outcome, comparative results are presented for 14 vaccines plus a non-active intervention group.

Results of individual studies and synthesis of results

RNs for all pairwise comparison for the bacterial vaccines, including comparisons to a non-active control, are available in the Supplementary material Table S2. Figure 3 illustrates the relative ranking of each eligible vaccine for preventing morbidity along with 95% credibility intervals; the mean rankings are available in the Supplementary material Table S3. For the majority of interventions, the credibility intervals were wide and overlapping; of the 14 vaccine intervention arms, six represented a single direct

comparison, six represented two comparisons, and two intervention arms were represented by more than two comparisons. Based on the relative ranking, Ingelvac HP-1 and RespiSure/RespiSure One ranked as more efficacious than a non-active control. However, these results were based on a small number of comparisons, and therefore these relative rankings should be interpreted with caution. These results are consistent with the distribution of the probability of failure (morbidity) for each vaccine (see Supplementary material Fig. S4), where there are no substantial differences in the probability of failure (morbidity) between vaccine interventions.

Measures of the consistency of the direct and indirect comparisons for morbidity as an outcome are available in the Supplementary material Table S4. There was no evidence of inconsistency between the direct and indirect estimates because the credible intervals for all comparisons included the null value of no difference between the two values.

Mortality

Structure of the network

Of the 81 trials that measured mortality, 14 did not describe the specific vaccine used in one or more intervention arms, eight did not have extractable data, two applied the interventions in sows and measured the outcome in offspring, two did not have an intervention arm that linked to the network (i.e. was not common to an intervention arm in any other trials), and one trial had no mortality in one or more intervention groups, and therefore a RR could not be calculated. Thus, there were 54 trials that reported mortality as an outcome and contributed to the NMA. None of the trials included adjustments for pen effects. The network for all intervention arms that included estimates of mortality is shown in Fig. 4; the number of comparisons involving each intervention is shown in parentheses beside the intervention node and the acronyms are defined in Table 2. More intervention arms contributed to this network compared to the morbidity outcome network. The most common intervention arm in this network also was the non-active treatment arm and most of the trials included comparisons between a vaccine and a non-active treatment arm, rather than vaccine-to-vaccine comparisons. None of the trials included in the mortality analysis had an adjustment for pen effects.

Results of individual studies and synthesis of results

Relative results are presented only for eligible vaccines and placebo controls. For mortality as an outcome, comparative results are presented for 28 vaccines plus a non-active intervention group.

RNs for all pairwise comparison for the bacterial vaccines, including comparisons to a placebo, are available in the Supplementary material Table S5. Figure 5 shows the relative ranking of each eligible vaccine for preventing mortality, with 95% credibility intervals. The three vaccines with the highest average ranks were Ingelvac HP-1 and RespiSure, which both target *M. hyopneumoniae*, and Porcilis APP, which targets *A. pleuropneumoniae*. However, the results for Ingelvac HP-1 and RespiSure are each based on only one trial. The mean rankings are available in the Supplementary material Table S6 and the distribution of the probability of failure (mortality) for each vaccine is available in Supplementary material Fig. S5.

An evaluation of the consistency of the direct and indirect comparisons for mortality as an outcome is available in Supplementary material Table S7. Similar to the results for the clinical morbidity outcome, there was no evidence of inconsistency between direct and indirect estimates.

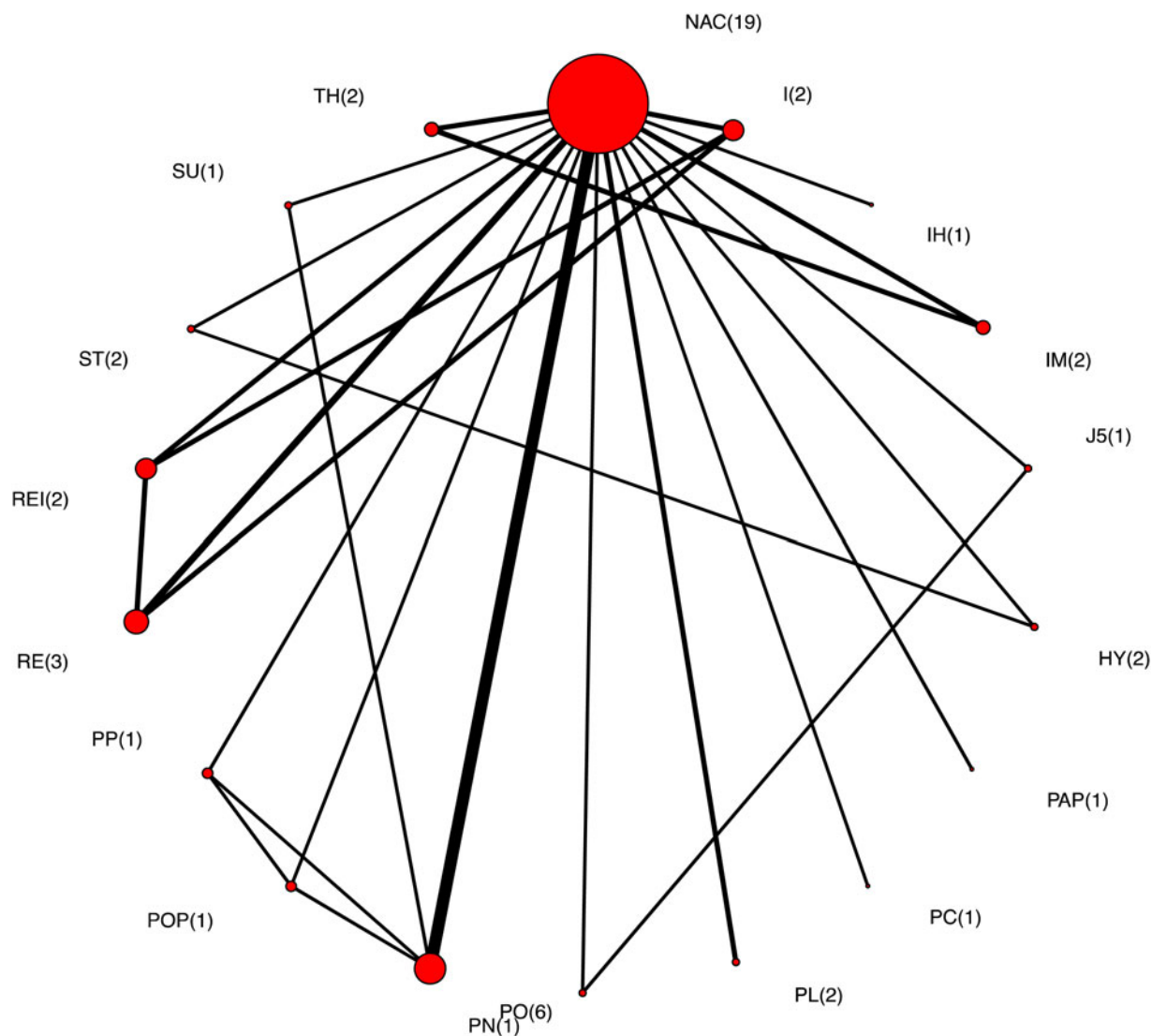


Fig. 2. The network of intervention arms in a network meta-analysis of the relative efficacy of bacterial vaccines to prevent morbidity in swine. The size of the circle provides a relative indication of the number of intervention arms, the width of the line provides a relative indication of the number of direct comparisons between interventions that were reported in the literature, and the number of arms for each intervention is shown in parentheses beside the intervention node.

Presence or absence of non-pathogen-specific lung lesions at slaughter

Structure of the network

Of the 137 trials that measured lung lesions at slaughter, 39 evaluated lesions specific to a bacterial pathogen and 14 presented the results using a continuous outcome scale. Thus, there were 84 trials that measured the presence or absence of non-specific lung lesions at slaughter. Of these, 40 did not present the data in a form that could be extracted, 12 did not provide a description of one or more intervention arms, four trials had zero cells thereby precluding a calculation of a RR, and one trial did not link to the network. Therefore, there were 27 trials that reported the presence or absence of non-specific lung lesions at slaughter as an outcome that contributed to the NMA. The network for all intervention arms for which non-specific lung lesions were reported is shown in Fig. 6; the number of comparisons involving each intervention is shown in parentheses beside the intervention node and the acronyms for the vaccine labels are defined in Table 2. Again, the most common intervention was

a non-active treatment. None of the trials included an adjustment for pen effects.

Results of individual studies and synthesis of results

Results are presented for the 18 eligible vaccines that contributed to the network plus a non-active intervention. RRs with 95% confidence intervals for all pairwise comparison are available in the Supplementary material Table S8. Figure 7 shows the relative ranking of each eligible vaccine for preventing mortality, with 95% credibility intervals. As with clinical morbidity and mortality, several vaccines appeared to be more efficacious at preventing lung lesions than a non-active treatment; however, eligible vaccine rankings were generally based on a small number of comparisons. The mean rankings are available in the Supplementary material Table S9. These results are consistent with the distribution of the probability of failure (presence of lung lesions) for each vaccine (see Supplementary material Fig. S6).

The analysis of the consistency between the direct and indirect comparisons for non-specific lung lesions as an outcome is shown

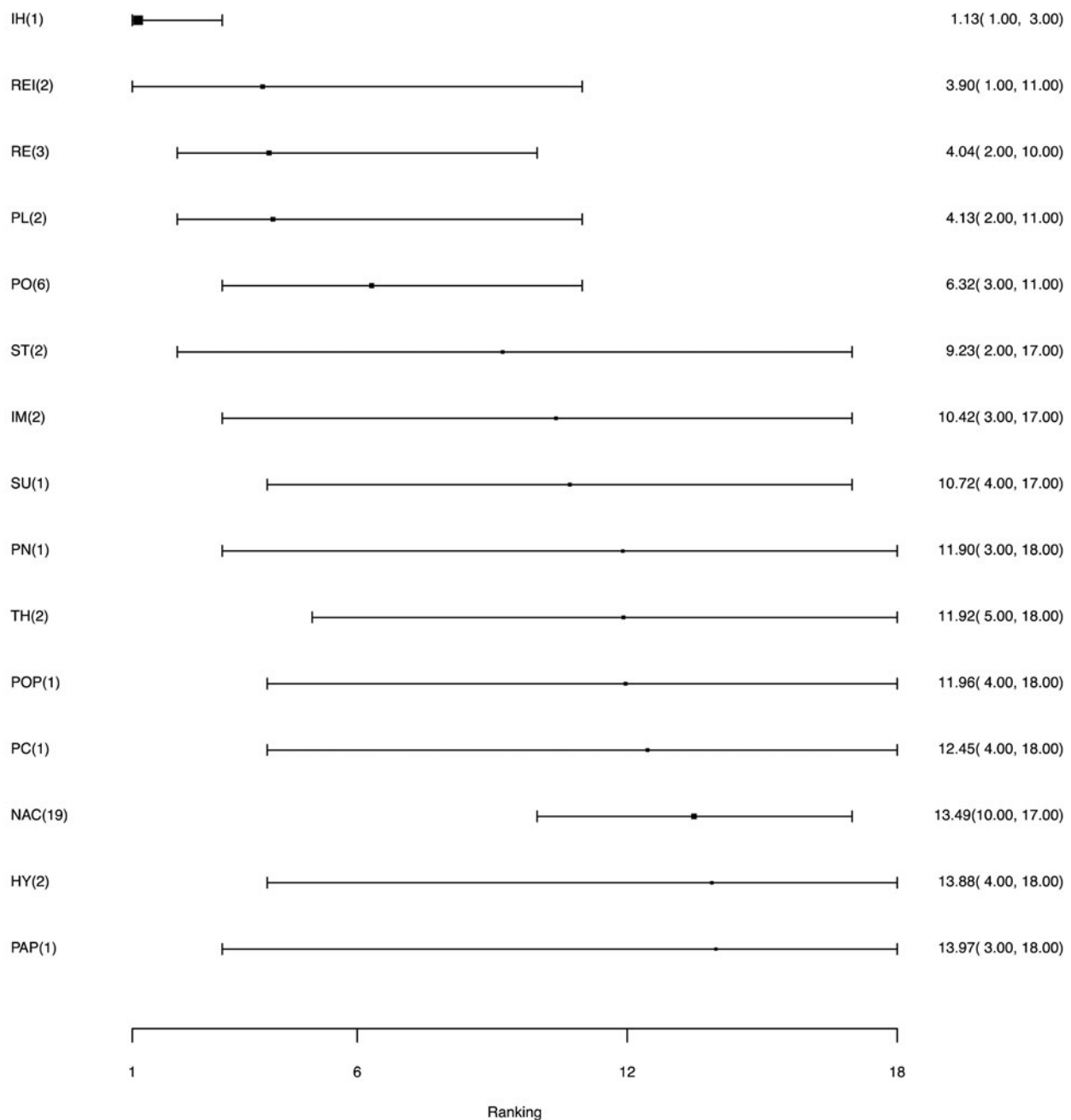


Fig. 3. Ranking forest plot for intervention arms evaluating morbidity as an outcome for the efficacy of bacterial vaccines for swine respiratory disease. Relative rankings and 95% credibility intervals are shown.

in Supplementary material Table S10. Similar to the results for morbidity and mortality outcomes, there was no evidence of inconsistency between the direct and indirect estimates.

Risk of bias across studies

There were a large number of possible combinations of comparisons between intervention arms, and so we present the risk of bias results for only those comparisons between eligible vaccines. Estimates of the risk of bias across studies are presented for the outcomes of clinical morbidity, mortality, and the presence or absence of non-specific lung lesions in Supplementary

Tables S11–13, respectively. The results focus on the risk of bias due to the domains of randomization, blinding, imprecision, and heterogeneity. For each of the three outcomes, the contribution of studies to the RR for each comparison between the eligible vaccines was calculated both based on the approach to randomization and based on the approach to blinding; these results are presented in Supplementary material Figs S7–12.

Bias due to imprecision was a major concern for many of the comparisons under each of the three outcome headings; this reflects the large confidence intervals surrounding the effect estimates, which resulted from the small number of trials

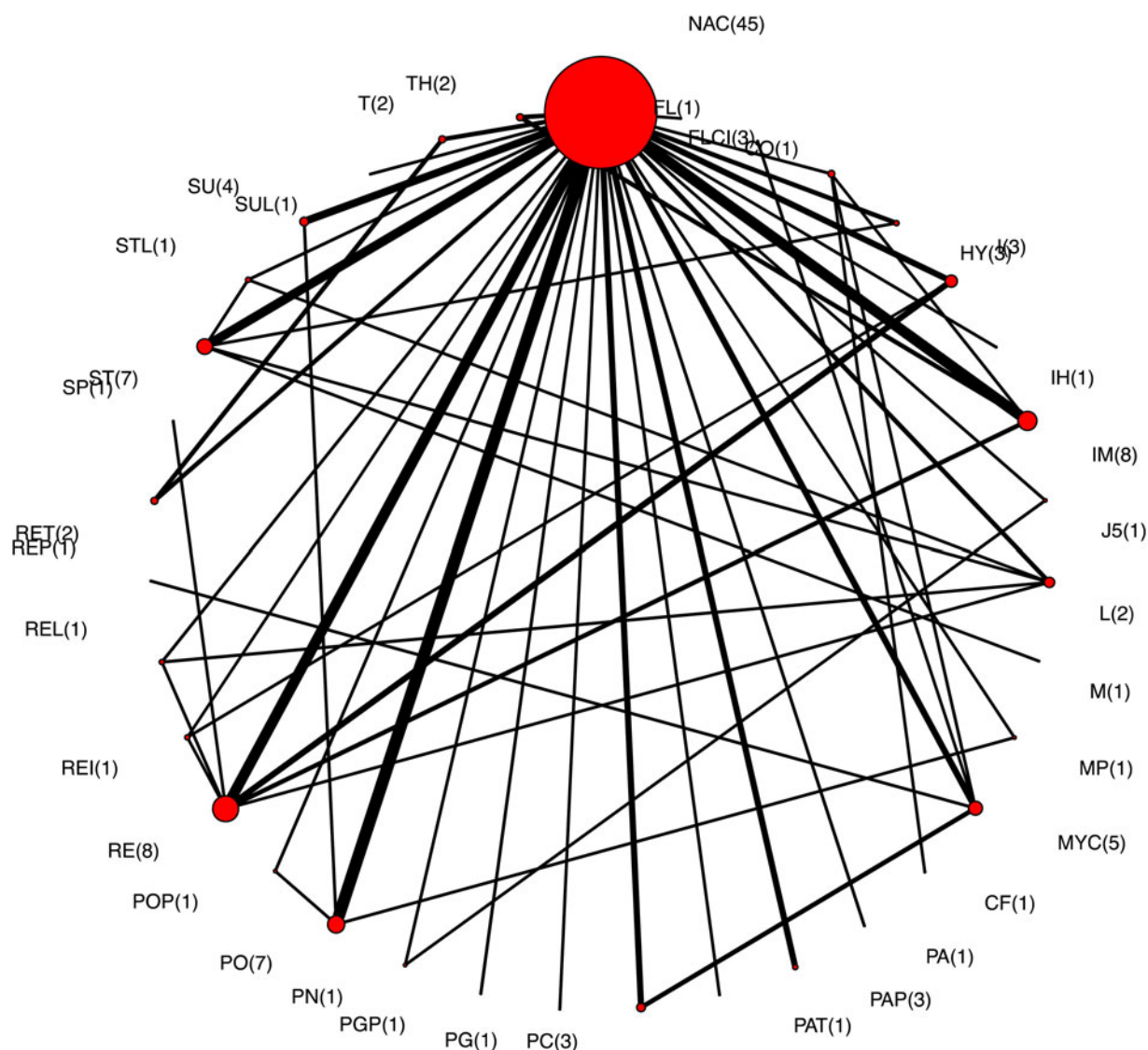


Fig. 4. The network of intervention arms in a network meta-analysis of the relative efficacy of bacterial vaccines to prevent mortality in swine. The size of the circle provides a relative indication of the number of intervention arms, the width of the line provides a relative indication of the number of direct comparisons between interventions that were reported in the literature, and the number of arms for each intervention is shown in parentheses beside the intervention node.

contributing to each comparison. There were no comparisons with major concerns about bias due to heterogeneity for any of the outcomes. This result was expected based on the wide confidence intervals on the RRs, which again were due to the small number of studies contributing to any given comparison.

Across all outcomes, the risk of bias due to the randomization process was high or unclear for a substantive component of the evidence for many intervention comparisons. Most of the evidence contributing to the treatment comparisons was derived from studies with a high risk of bias associated with the lack of blinding of outcome assessors and livestock caregivers.

Discussion

Summary of evidence

Despite a seemingly large number of trials evaluating one or more bacterial vaccines for swine respiratory disease, there was an insufficient body of evidence available from which to draw firm,

evidence-based conclusions about the relative efficacy of available commercial vaccines. Several factors exacerbated the lack of data: there was little replication of each specific vaccine intervention in the existing literature with only one or two estimates contributing to most estimates; the metrics and measurements used for outcomes varied considerably across trials; and small sample sizes in trials investigating rare outcomes resulted in zero cells, rendering it difficult to calculate effect sizes.

Limitations of the body of literature

Clinical trials are fundamental to understanding the efficacy of an intervention. However, a single trial does not provide a definitive answer to a clinical question, as the results of a single trial represent only one random result from a distribution of possible results. Even when trials are addressing identical research questions, differences in the results between trials may occur due to subtle differences in the populations, interventions, or outcomes




Fig. 5. Ranking forest plot for intervention arms evaluating mortality as an outcome for the efficacy of bacterial vaccines for swine respiratory disease. Relative ranking and 95% credibility intervals are shown.

studied, or due to differences in the disease exposure experience of the experimental animals. Thus, replication of studies is essential to understand the true efficacy of an intervention.

In creating the network of vaccine interventions, we combined vaccines produced by the same company for the same bacterial target, even if the dose, frequency, or route of administration differed.

This was done to increase the power of the network, although it introduced some heterogeneity into the intervention definition. Nonetheless, even after some vaccine interventions were combined, the majority of intervention arms were represented in only one or two trials. In addition, a non-active treatment arm was the most common comparison group, meaning that most of the

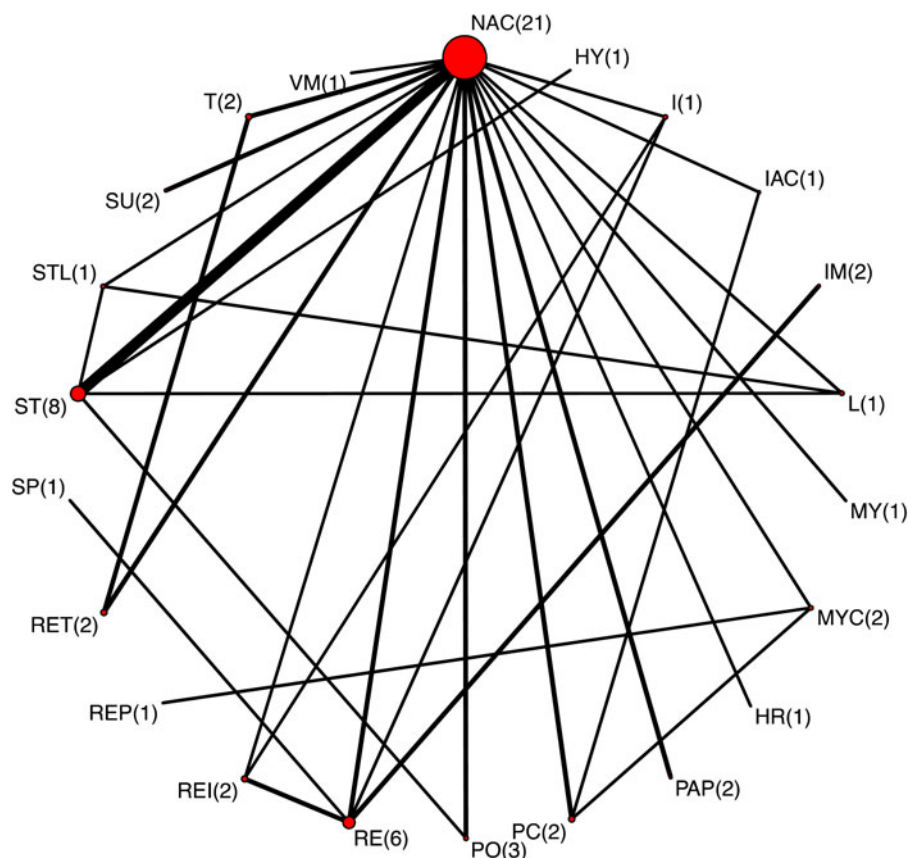


Fig. 6. The network of intervention arms in a network meta-analysis of the relative efficacy of bacterial vaccines to prevent non-specific lung lesions in swine. The size of the circle provides a relative indication of the number of intervention arms, the width of the line provides a relative indication of the number of direct comparisons between interventions that were reported in the literature, and the number of arms for each intervention is shown in parentheses beside the intervention node.

vaccine-to-vaccine comparisons depended on indirect evidence, which is not as strong as direct evidence. The networks of interventions presented for each outcome may assist researchers in identifying which direct vaccine-to-vaccine or vaccine-to-placebo studies could be undertaken in the future to help build a more robust network for evaluating the relative efficacy of these vaccines.

There also was considerable variation in the methods and metrics used to measure morbidity and lung lesions, as well as variation in the outcomes that were reported in different trials. When the same outcome is measured in different ways (e.g. morbidity based on clinical signs versus morbidity based on antibiotic treatment requirements), heterogeneity is introduced into the results, thus decreasing the precision of the efficacy estimates. Variation in the outcomes reported across trials also reduces the power of evidence synthesis, because different outcomes (e.g. non-specific lung lesions versus lung lesions specific to a particular pathogen) cannot be meaningfully combined in the same MA. One possible solution is to develop and use a core set of outcomes for all trials addressing a given health issue, such as the prevention of respiratory disease in swine. This approach has been used for trials investigating several different human health care issues (for examples of recent protocols for developing core outcome sets, see Wuytack *et al.* (2018) and O'Donnell *et al.* (2019)). Guidelines for developing core outcome sets have been recently published by the Core Outcome Measures in Effectiveness Trials (COMET) initiative (Williamson *et al.*, 2017). Creation of a core outcome set does not restrict researchers from reporting other outcomes in their trial publications, but rather provides a recommendation for a minimum set of outcomes to be included in all trials, thus allowing trial results to be compared or synthesized across studies.

The network of studies would have been considerably larger had we included challenge trials as an eligible study design. Challenge trials are often conducted during the development and assessment phases of an intervention to provide proof of concept for efficacy. However, they differ from trials with natural disease exposure in that the disease challenge may not be representative of the disease exposure affecting animals in field conditions, and challenge trials often are conducted in more controlled settings than are typical in most livestock facilities (Sargeant *et al.*, 2014a, 2014b). Challenge trials also are more likely to indicate beneficial treatment effects compared to natural exposure trials investigating the same intervention(s) (Egger *et al.*, 1997; Wisener *et al.*, 2014). This is partially related to publication bias, because challenge trials tend to involve smaller numbers of animals than natural exposure trials and studies with small sample sizes also are more likely to be published if they show statistically significant results. Therefore, the published results of challenge trials may not be representative of the true range of results from those trials (Egger and Smith, 1998). For these reasons, we did not include challenge studies in this review.

We included in the present analysis all trials that met the eligibility criteria, regardless of whether or not other strategies to prevent respiratory disease were in place. Thus, the included trials could be evaluating whether vaccines worked as a single preventive strategy or whether there was an added benefit beyond other preventative measures already in place, such as biosecurity, all-in all-out management, or prophylactic antibiotics. As the volume of research on vaccine efficacy grows, it may be important to consider this difference and to clearly report any additional disease prevention measures that affect the animals in the trial.

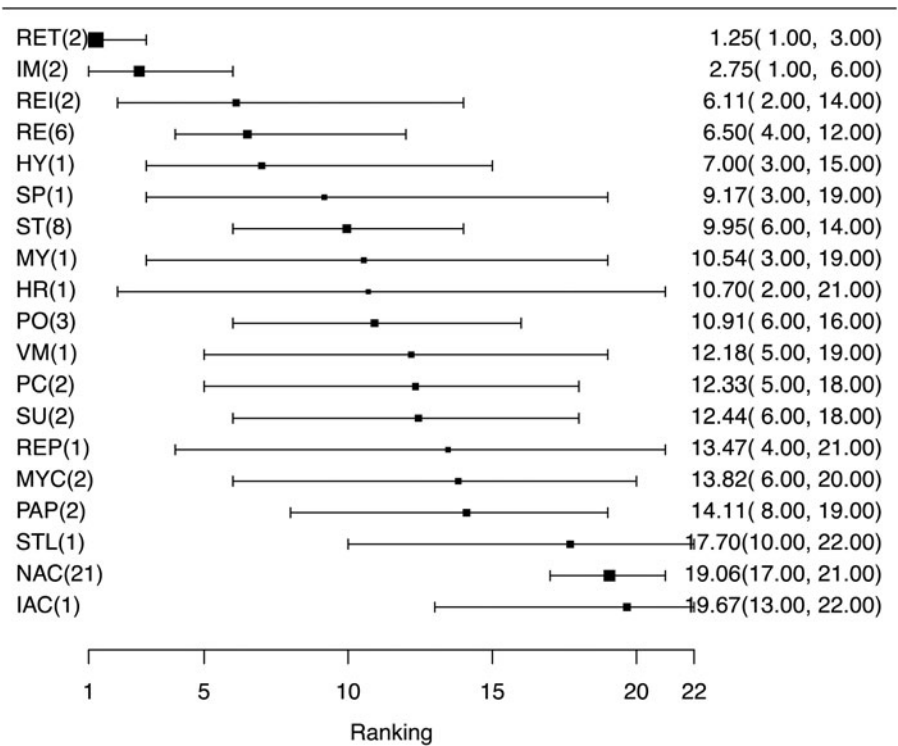


Fig. 7. Ranking forest plot for intervention arms evaluating non-specific lung lesions at slaughter as an outcome for the efficacy of bacterial vaccines for swine respiratory disease. Relative ranking and 95% credibility intervals are shown.

Although the pigs in all of the included studies were housed in pens, none of the studies included an adjustment for the non-independence of pigs within pens. This is a necessary step regardless of whether or not animals in different intervention groups are comingled within pens. When non-independence or clustering within pens is not accounted for in the analysis, the confidence intervals will be inappropriately narrow and the *P*-values will be inappropriately small. This in turn might lead researchers to overestimate the precision and increases the probability of a type I error (i.e. there appears to be a significant association when one does not exist) (Schukken *et al.*, 2003). Statistical methods are available to control for non-independence, and should be applied in all studies in which animals are grouped or multiple farms are included.

Additionally, this review included both trials in which individual pigs were allocated to each treatment group (with or without comingling within pens), as well as those with allocation to intervention occurring at the pen level. If trial pens are grouped within barns, then it is possible that pigs in different intervention groups are sharing the same air space. This may mean that pigs in a non-active treatment group are afforded some protection from infection due to herd immunity, which could bias vaccine efficacy results toward the null.

In addition to the challenge of insufficient data for meaningful synthesis, there were also issues related to potential biases in the trials that were included in the review. In some cases, trial reports did not include key design features such as random allocation to treatment groups and the blinding of study personnel and animal caregivers to intervention status. In other instances, information related to the key features needed to assess the potential for bias was not provided in the trial reports, making it impossible to assess bias risks. This is not an uncommon issue in the animal health literature; deficiencies in reporting have been documented in numerous studies (Wellman and O'Connor, 2007; Burns and

O'Connor, 2008; Sargeant *et al.*, 2009a, 2009b; Brace *et al.*, 2010; Winder *et al.*, 2019). Poor reporting of study design features has been associated with exaggerated treatment effects in numerous studies in both the animal and human health literature (Moher *et al.*, 1998; Burns and O'Connor, 2008; Sargeant *et al.*, 2009a, 2009b). In response to concerns about reporting deficiencies in livestock trials, the REFLECT statement was developed by an expert consensus process (O'Connor *et al.*, 2010a). The REFLECT statement consists of a 22-item checklist to provide guidance on the components of trials that should be reported in publications, as well as an explanation and elaboration document that provides additional information about each item on the checklist. The REFLECT statement methods and elaboration publications were co-published in multiple journals (O'Connor *et al.*, 2010a, 2010b, 2010c, 2010d, 2010e; Sargeant *et al.*, 2010a, 2010b) and also are available online (<http://www.reflect-statement.org/>; <https://meridian.cvm.iastate.edu/>). Improved reporting of trial design, methods, and results will help readers to judge the validity of trial results and to make meaningful comparisons across studies.

Limitations of the review

Although we attempted to conduct a comprehensive search, it is possible that not all of the relevant existing literature was captured. We used the names of bacterial respiratory pathogens and broad terms for vaccination, but did not include the commercial names of specific vaccines, as these may vary over time and by country; thus, we may have missed trial reports that used only a vaccine name without mentioning that it was a respiratory pathogen vaccine. Additionally, our review included only English-language articles. Therefore, the results of this review may not be representative of the entire body of literature assessing bacterial vaccines for respiratory disease on swine. Further, we collapsed intervention arms and combined similar outcomes to improve

the number of treatment and outcome replications included in the NMA. There may have been some misclassification of the morbidity outcome, in that not all trials provided information as to whether all treated animals were treated specifically for respiratory disease. It is possible that our decision rules for combining interventions or outcomes impacted our results. If there were any substantive differences in the treatments or outcomes that were combined in the NMA, the differential impacts of those variations would be obscured. However, we attempted to be transparent in terms of how the data were manipulated for the analysis, allowing the reader to consider whether they agree with the grouping decisions.

Conclusions

This review identified 179 trials evaluating vaccines for bacterial causes of respiratory disease in swine. However, because of the variability in outcome measurements and the small number of trials replicating each of the vaccine interventions, the comparative efficacy results from the NMA had wide confidence intervals. In many cases, the confidence intervals spanned values indicating both appreciable benefits and appreciable harms due to the vaccine intervention, and so clear conclusions about the efficacy of vaccines to manage respiratory disease in swine could not be made. There were also deficiencies in the reporting of key design features in many of the trials, which resulted in a high or unclear risk of bias. The limitations for research synthesis identified by this review were a function of the body of work rather than the synthesis methods. The same limitation would apply for an expert opinion or narrative review based on this body of work, although it may not be as apparent or transparent as it occurs when systematic review methods are employed. Future research could use the networks presented in this review to target gaps in vaccine trial replication to build a more robust body of literature. Adhering to recommendations for the reporting of livestock trials will improve the comparability of studies and the assessment of the potential for bias in trial results.

Supplementary material. The supplementary material for this article can be found at <https://doi.org/10.1017/S1466252319000173>

Author contributions. JMS developed the review protocol, coordinated the project team, assisted with data analysis, interpreting the results, and wrote the manuscript drafts. BD, MB, KC, KD, JD, CM, MR, and BW conducted relevance screening, extracted data, conducted risk of bias assessments, commented on manuscript drafts, and approved the final manuscript version. DH conducted the data analysis, provided guidance for the interpretation of the results, commented on manuscript drafts, and approved the final manuscript. CW assisted with the development of the review protocol, provided guidance on the conduct of the analysis and interpretation of the results, and approved the final manuscript draft. AMOC assisted with the development of the review protocol, provided guidance on the interpretation of the results, commented on the manuscript drafts, and approved the final manuscript draft. TOS assisted with the development of the review protocol, provided guidance on the interpretation of the results, commented on the manuscript drafts, and approved the final manuscript. CBW assisted with the development of the review protocol, co-coordinated the research team, assisted with data screening, data extraction, and risk of bias assessment, provided guidance on the interpretation of the results, commented on the manuscript drafts, and approved the final manuscript draft.

Financial support. Support for this project was provided by The Pew Charitable Trusts.

Conflict of interest. None of the authors has conflicts to declare.

References

- American Association of Swine Veterinarians** (2019) Basic guidelines of judicious use of therapeutic antimicrobials in pork production. Available at <http://www.aasv.org/documents/JUG.php> (Accessed 3 January 2019).
- Brace S, Taylor D and O'Connor AM** (2010) The quality of reporting and publication status of vaccine trials presented at veterinary conferences from 1988 to 2003. *Vaccine* **28**, 5306–5314.
- Burns M J and O'Connor AM** (2008) Assessment of methodological quality and sources of variation in the magnitude of vaccine efficacy: a systematic review of studies from 1960 to 2005 reporting immunization with *Moraxella bovis* vaccines in young cattle. *Vaccine* **26**, 144–152.
- Cipriani A, Higgins JPT, Geddes JR and Salanti G** (2013) Conceptual and technical challenges in network meta-analysis. *Annals of Internal Medicine* **159**, 130–137.
- Codex Alimentarius Commission** (2014) Risk analysis and science in Codex. Available at <http://www-pub.iaea.org/iaeameetings/cn222pn/Session6/6-04-IAEA-CN-222-Bruno-FAO.pdf> (Accessed 4 January 2019).
- Dias S, Welton NJ, Caldwell DM and Ades AE** (2010) Checking consistency in mixed treatment comparison meta-analysis. *Statistics in Medicine* **29**, 555–560.
- Dias S, Welton NJ, Sutton AJ and Ades A** (2011) NICE DSU technical support document 2: a generalised linear modelling framework for pairwise and network meta-analysis of randomized controlled trials. National Institute for Health and Clinical Excellence, Technical Support Document in Evidence Synthesis; No. TSD2. Available at <https://research-information.bristol.ac.uk/en/publications/nice-dsu-technical-support-document-2-a-generalised-linear-modelling-framework-for-pairwise-and-network-metaanalysis-of-randomised-controlled-trials/f941ebe0-73fa-444f-85d1-aa311d7b50f6/export.html> (Accessed 4 January 2019).
- Egger M and Smith DG** (1998) Meta-analysis: bias in location and selection of studies. *British Medical Journal* **316**, 61.
- Egger M, Smith GD, Schneider M and Minder C** (1997) Bias in meta-analysis detected by a simple, graphical test. *British Medical Journal* **315**, 629.
- European Food Safety Authority** (2010) Application of systematic review methodology to food and feed safety assessments to support decision making. *European Food Safety Authority Journal* **8**, 1637. Available at <https://efsa.onlinelibrary.wiley.com/doi/epdf/10.2903/j.efsa.2010.1637> (Accessed 4 January 2019).
- Higgins JPT and Green S** (2011) *Cochrane Handbook for Systematic Reviews of Interventions*. West Sussex, England: John Wiley & Sons, Ltd.
- Higgins JPT, Sterne JAC, Savović J, Page MJ, Hróbjartsson A, Boutron I, Reeves B and Eldridge S** (2016) A revised tool for assessing risk of bias in randomized trials. In Chandler J, McKenzie J, Boutron I and Welch V (eds), *Cochrane Methods. Cochrane Database of Systematic Reviews*, vol. 10(suppl. 1), pp. 28–31.
- Hu D, Wang C and O'Connor AM** (2019) A method of back-calculating the log odds ratio and standard error of the log odds ratio from the reported group-level risk of disease. *bioRxiv*. doi.org/10.1101/760942.
- Hutton B, Salanti G, Caldwell DM, Chaimani A, Schmid CH, Cameron C, Ioannidis JP, Straus S, Thorlund K, Jansen JP, Mulrow C, Catalá-López F, Gøtzsche PC, Dickersin K, Boutron I, Altman DG and Moher D** (2015) The PRISMA extension statement for reporting of systematic reviews incorporating network meta-analyses of health care interventions: checklist and explanations. *Annals of Internal Medicine* **162**, 777–784.
- Karriker L, Coetze J, Friendship R and Prescott J** (2012) Drug pharmacology, therapy and prophylaxis. In Zimmerman J, Karriker L, Ramirez A, Schwartz K and Stevenson G (eds), *Diseases of Swine*, 10th Edn. Ames: Wiley and Sons, pp. 106–118.
- Lu G and Aedes AE** (2004) The combination of direct and indirect evidence in mixed treatment comparisons. *Statistics in Medicine* **23**, 3105–3124.
- Moher D, Pham B, Jones A, Cook DJ, Jadad AR, Moher M, Tugwell P and Klassen TP** (1998) Does quality of reports of randomised trials affect estimates of intervention efficacy reported in meta-analyses? *Lancet* **352**, 609–613.
- Moher D, Shamseer L, Clarke M, Ghersi D, Liberati A, Petticrew M, Shekelle P and Stewart LA** (2015) Preferred reporting items for systematic

- review and meta-analysis protocols (PRISMA-P) 2015 statement. *Systematic Review* 4, 1.
- Moura CAA, Totton SC, Sargeant JM, O'Sullivan TL, Linhares DCL and O'Connor AM (2019) Evidence of improved reporting of swine intervention trials in the post-REFLECT statement publication period. *Journal of Swine Health and Production* 27, 265–277.
- O'Connor AM, Sargeant JM, Gardner I, Dickson J, Torrence M, Dewey CE, Dohoo I, Evans R, Gray J, Greiner M, Keefe G, Lefebvre S, Morley P, Ramirez A, Sicho W, Smith D, Snedeker K, Sofos J, Ward M and Wills R (2010a) The REFLECT statement: methods and processes of creating reporting guidelines for randomized controlled trials for livestock and food safety. *Zoonoses and Public Health* 57, 95–104.
- O'Connor AM, Sargeant JM, Gardner I, Dickson J, Torrence M, Dewey CE, Dohoo I, Evans R, Gray J, Greiner M, Keefe G, Lefebvre S, Morley P, Ramirez A, Sicho W, Smith D, Snedeker K, Sofos J, Ward M and Wills R (2010b) The REFLECT statement: methods and processes of creating reporting guidelines for randomized controlled trials for livestock and food safety. *Preventative Veterinary Medicine* 93, 11–18.
- O'Connor AM, Sargeant JM, Gardner I, Dickson J, Torrence M, Dewey CE, Dohoo I, Evans R, Gray J, Greiner M, Keefe G, Lefebvre S, Morley P, Ramirez A, Sicho W, Smith D, Snedeker K, Sofos J, Ward M and Wills R (2010c) The REFLECT statement: methods and processes of creating reporting guidelines for randomized controlled trials for livestock and food safety. *Journal of Veterinary Internal Medicine* 24, 57–64.
- O'Connor AM, Sargeant JM, Gardner I, Dickson J, Torrence M, Dewey CE, Dohoo I, Evans R, Gray J, Greiner M, Keefe G, Lefebvre S, Morley P, Ramirez A, Sicho W, Smith D, Snedeker K, Sofos J, Ward M and Wills R (2010d) The REFLECT statement: methods and processes of creating reporting guidelines for randomized controlled trials for livestock and food safety. *Journal of Food Protection* 73, 132–139.
- O'Connor AM, Sargeant JM, Gardner I, Dickson J, Torrence M, Dewey CE, Dohoo I, Evans R, Gray J, Greiner M, Keefe G, Lefebvre S, Morley P, Ramirez A, Sicho W, Smith D, Snedeker K, Sofos J, Ward M and Wills R (2010e) The REFLECT statement: methods and processes of creating reporting guidelines for randomized controlled trials for livestock and food safety. *Journal of Swine Health and Production* 18, 18–26.
- O'Connor AM, Coetzee JF, da Silva N and Wang C (2013) A mixed treatment comparison meta-analysis of antibiotic treatments for bovine respiratory disease. *Preventative Veterinary Medicine* 110, 77–87.
- O'Donnell CM, Black N, McCourt KC, McBrien ME, Clarke M, Patterson CC, Blackwood B, McAuley DF and Shields MO (2019) Development of a core outcome set for studies evaluating the effects of anaesthesia on perioperative morbidity and mortality following hip fracture surgery. *British Journal of Anaesthesia* 122, 120–130.
- Opriessnig T, Giménez-Lirola LG and Halbur PG (2011) Polymicrobial respiratory disease in pigs. *Animal Health Research Reviews* 12, 133–148.
- Papakonstantinou T, Nikolakopoulou A, Rucker G, Chaimani A, Schwarzer G, Egger M and Salanti G (2018) Estimating the contribution of studies in network meta-analysis: paths, flows and streams. *F1000Research* 7, 610.
- Plummer M (2015) RJAGS: Bayesian graphical models using MCMC. R. Package version 3.15. Available at <http://CRAN.R-project.org/package=rjags> (Accessed 15 April 2019).
- R Core Team (2015) R: A language and environment for statistical computing. R Foundation for Statistical Computing. Available at <https://www.R-project.org> (Accessed 15 April 2019).
- Salanti G, Del Giovane C, Chaimani A, Caldwell DM and Higgins JPT (2014) Evaluating the quality of evidence from a network meta-analysis. *PLoS ONE* 9, 7.
- Sargeant JM, Elgie R, Valcour J, Saint-Onge J, Thompson A, Marcynuk P and Snedeker K (2009a) Methodological quality and completeness of reporting in clinical trials conducted in livestock species. *Preventative Veterinary Medicine* 91, 107–115.
- Sargeant JM, Saint-Onge J, Valcour J, Thompson A, Elgie R, Snedeker K and Marcynuk P (2009b) Quality of reporting in clinical trials of pre-harvest food safety interventions and associations with treatment effect. *Foodborne Pathogens and Disease* 6, 989–999.
- Sargeant JM, O'Connor AM, Gardner IA, Dickson JS, Torrence ME and Consensus Meeting Participants: Dohoo IR, Lefebvre SL, Morley PS, Ramirez A and Snedeker K (2010a) The REFLECT Statement: reporting guidelines for randomized controlled trials in livestock and food safety: explanation and elaboration. *Journal of Food Protection* 73, 579–603.
- Sargeant JM, O'Connor AM, Gardner IA, Dickson JS, Torrence ME and Consensus Meeting Participants: IR Dohoo, SL Lefebvre, PS Morley, A Ramirez, and K Snedeker (2010b) The REFLECT Statement: reporting guidelines for randomized controlled trials in livestock and food safety: explanation and elaboration. *Zoonoses and Public Health* 57, 105–136.
- Sargeant JM, Kelton DF and O'Connor AM (2014a) Study designs and systematic review of interventions: building evidence across study designs. *Zoonoses and Public Health* 61, 10–17.
- Sargeant JM, Kelton DF and O'Connor AM (2014b) Randomized controlled trials and challenge trials: design and criterion for validity. *Zoonoses and Public Health* 61, 18–27.
- Schukken YH, Grohn YT, McDermott B and McDermott JJ (2003) Analysis of correlated discrete observations: background, examples and solutions. *Preventative Veterinary Medicine* 59, 223–240.
- Sterne JAC, Gavaghan D and Egger M (2000) Publication and related bias in meta-analysis: power of statistical tests and prevalence in the literature. *Journal of Clinical Epidemiology* 53, 1119–1129.
- United States Department of Agriculture (USDA) (2016a) Swine 2012 Part I: baseline reference of swine health and management in the United States, 2012. Available at https://www.aphis.usda.gov/animal_health/nahms/swine/downloads/swine2012/Swine2012_dr_PartI.pdf (Accessed 2 January 2019).
- United States Department of Agriculture (USDA) (2016b) Swine 2012 Part II: reference of swine health and health management in the United States, 2012. Available at https://www.aphis.usda.gov/animal_health/nahms/downloads/swine2012/Swine2012_dr_PartII.pdf (Accessed 2 January 2019).
- VanAlstine W (2012) Respiratory system. In Zimmerman J, Karkiker L, Ramirez A, Schwartz K and Stevenson G (eds), *Diseases of Swine*, 10th Edn. Ames: Wiley and Sons, pp. 348–362.
- Viechtbauer W (2010) Conducting meta-analyses in R with the metafor package. *Journal of Statistical Software* 36, 1–48.
- Wellman NG and O'Connor AM (2007) Meta-analysis of treatment of cattle with bovine respiratory disease with tulathromycin. *Journal of Veterinary Pharmacology and Therapeutics* 30, 234–241.
- White IR, Barrett JK, Jackson D and Higgins JPT (2012) Consistency and inconsistency in network meta-analysis: model estimation using multiple meta-regression. *Research Synthesis Methods* 3, 111–125.
- Williamson PR, Altman DG, Bagley H, Barnes KL, Blazeby JM, Brookes ST, Clarke M, Gargon E, Gorst S, Harman N, Kirkham JJ, McNair A, Prinsen CAC, Schmitt J, Terwee CB and Young B (2017) The COMET Handbook: version 1.0. *Trials* 18(suppl. 3), 280.
- Winder CB, Churchill KJ, Sargeant JM, LeBlanc SJ, O'Connor AM and Renaud DL (2019) REFLECTing on a year of animal trials in the Journal of Dairy Science. *Journal of Dairy Science* 102, 4759–4771.
- Wisener LV, Sargeant JM, O'Connor AM, Faires MC and Glass-Kaastra SK (2014) The evidentiary value of challenge trials for three pre-harvest food safety topics: a systematic assessment. *Zoonoses and Public Health* 61, 449–476.
- World Health Organization (2015) Global action plan on antimicrobial resistance. Available at http://apps.who.int/iris/bitstream/handle/10665/193736/9789241509763_eng.pdf?sequence=1 (Accessed 3 January 2019).
- World Health Organization (2018) Systematic review centres. Available at https://www.who.int/alliance-hpsr/projects/systematic_reviews/en/ (Accessed 3 January 2019).
- Wuytack F, Gutke A, Stuge B, Morkved S, Olsson C, Robinson HS, Vøllestad NK, Öberg B, Wikmar LN, Mena JJS and Smith V (2018) Protocol for the development of a core outcome set for pelvic girdle pain, including methods for measuring the outcomes: the PGP-COS study. *BMC Medical Research Methodology* 18, 158.