

Regular Article

Do testosterone and cortisol levels moderate aggressive responses to peer victimization in adolescents?

Esther Calvete  and Izaskun Orue

Department of Psychology, Faculty of Health Sciences, University of Deusto, Bilbao, Spain

Abstract

Aggressive reactions to peer victimization may be tempered by hormone levels. Grounded on the dualhormone hypothesis (DHH), which proposes that testosterone (T) is associated with aggressive behavior only when cortisol (C) is low, this study assessed whether the combination of T and C moderated adolescents' aggressive responses to peer victimization. The study involved 577 adolescents (50.4% girls, aged 12–17 years), who completed measures of online and offline victimization and perpetration of aggressive behavior in three waves over the course of one year. Moreover, they provided salivary samples to measure T and C levels. Multilevel analyses showed a three-way interaction between T, C, and victimization levels for both online and offline aggressive behaviors. In both cases, the adolescents with high T and high C or low T and low C responded with more aggressive behaviors when victimized or provoked by peers. The T/C ratio was only associated with aggressive behavior in the girls' sample. The results are opposite to those predicted by the DHH, but they are consistent with the findings of other studies that examined aggressive behaviors as reactions to provocations. These results suggest that some combinations of T and C predict higher aggressive reactions to peer victimization.

Keywords: adolescents; aggressive behavior; cortisol; testosterone; victimization

(Received 13 July 2022; revised 2 December 2022; accepted 8 December 2022)

Peer victimization is a major problem in childhood and adolescence (Solberg & Olweus, 2003) with important negative consequences for the victims (Ettedal et al., 2022; Moore et al., 2017). It can take many forms, including physical aggression, explicit insults and humiliation, and forms of rejection and social isolation (Crick & Bigbee, 1998). In the last two decades, along with the traditional forms of aggression, online aggression has emerged, which includes sending offensive videos, images, and messages about the victim through social networks. When aggressions are repetitive toward the same victim, who is in a situation of inferiority, they constitute what is known as bullying (Olweus, 2013) and cyberbullying (Menesini et al., 2012). Cyberbullying has some specific characteristics that result from the use of electronic media, including higher anonymity of the aggressor, a greater potential to reach a large audience, and fewer time and space restrictions (Sticca & Perren, 2013). Across 80 studies, the mean prevalence rates were 15% for offline peer victimization, 35% for offline aggression perpetration, 15% for online peer victimization, and 16% for online aggression perpetration (Modecki et al., 2014).

Aggressive behavior as a reaction to peer victimization

Many adolescents react aggressively to peer victimization (Choi & Park, 2021; Gámez-Guadix et al., 2015; Royuela-Colomer et al., 2018), which may contribute to the co-occurrence of perpetration

and victimization (Hoglund & Hau, 2021; Lozano-Blasco et al., 2020; Waasdorp & Bradshaw, 2015; Walters, 2021) and to the perpetuation of victimization over time (Falla et al., 2022; Morea & Calvete, 2022). Several explanations for victims' aggressive reactions have been proposed. Victimization can be traumatic and lead to a cognitive-affective state of hostility in victims (Walters & Espelage, 2018). In the same vein, victims could perceive the aggression as unjust, seek revenge, and consequently react aggressively toward their perpetrators (Calvete, Orue, et al., 2019). Finally, through a social learning mechanism, victims may repeat the behaviors observed in the aggressors (Walters, 2021).

However, not all adolescents react aggressively when provoked or victimized by their peers. Therefore, variables that can predict adolescents' reactions when they are victimized have received considerable research interest (Troop-Gordon et al., 2019). According to the general aggression model, several individual factors, including personality characteristics and biological variables, may interact with the situation in determining aggressive behaviors (Allen et al., 2018). For example, gender might be an important variable. In fact, previous some studies found that victimization was more strongly related to emotional problems in girls and with behavioral problems in boys (Kim et al., 2018), suggesting that males are more likely to perpetrate aggression after being victimized (Zsila et al., 2019). However, other studies found that sex did not moderate the relationship between victimization and perpetration (Royuela-Colomer et al., 2018). The general aggression model proposes that biological variables may also influence aggression reactions. In the present study, we are focusing on the combination of

Corresponding author: Esther Calvete, email: esther.calvete@deusto.es

Cite this article: Calvete, E. and Orue, I. (2023). Do testosterone and cortisol levels moderate aggressive responses to peer victimization in adolescents?. *Development and Psychopathology*, 1–12, <https://doi.org/10.1017/S0954579422001456>

testosterone (T) and cortisol (C) as a potential moderator of adolescents' aggressive responses when they are victimized by peers.

Testosterone and aggressive behavior

A long-standing body of research has examined the role of T in aggressive behavior (Geniole et al., 2020). T is a hormone that results as the end product of the hypothalamus–pituitary–gonadal (HPG) axis (Terburg et al., 2009). It increases significantly during adolescence, especially in boys, and has been considered a key hormone for understanding aggressive and other social status-related behaviors for decades (Archer, 2006). Several studies and meta-analyses have examined this association (Archer et al., 2005; Duke et al., 2014; Geniole et al., 2020). For example, Geniole et al. (2020) concluded that the associations between endogenous T (both baseline and acute changes) and aggressive behavior are relatively weak. Furthermore, they found that the role of T was moderated by sex, as baseline and context-dependent changes in T were associated with aggression in men but not in women. The latter result was contrary to that found in a previous meta-analysis (Archer et al., 2005), in which the association between baseline T and aggression was stronger in female than in male samples. Importantly, Geniole et al. (2020) found an important limitation in the sample sizes of the reviewed studies. Specifically, the mean sample size for the baseline T studies was 117, which is insufficient to detect small effect sizes such as those found in their meta-analysis. Moreover, Duke et al. (2014), in their review focused on studies on adolescent boys, indicated as a limitation due to the paucity of longitudinal studies.

The role of cortisol in the association between testosterone and aggression

The lack of conclusive results has led to the proposal that the role of T as an explanatory factor for aggressive behavior would be moderated by other hormones. The dual-hormone hypothesis (DHH; Mehta & Josephs, 2010) proposes that C levels moderate the role of T in status-relevant behavior, including aggressive behavior, such that high T would be associated with aggressive behavior only when C is low. In contrast, when C levels are high, the DHH predicts that the association between T and aggressive behavior would be blocked or inhibited (Mehta & Prasad, 2015). Therefore, C would be key for modulating the effect of T according to the DHH. C is a hormone that results as the end product of the hypothalamus–pituitary–adrenal (HPA) axis (Terburg et al., 2009). The HPA axis is activated in the presence of stress and is associated with the initiation and maintenance of the fight-or-flight response, which occurs when an individual is confronted with a stressor. Regarding the direct relationship between C and aggressive behavior, although some studies have found that low levels of C are associated with aggression in adolescents (De Vries-Bouw et al., 2012; Platje et al., 2013), the results are inconclusive and often contradictory. A meta-analysis revealed that the role of C in aggressive behavior may depend on the developmental stage (Alink et al., 2008). At the physiological level, there is a complex interplay between C and T. Whereas T inhibits HPA functioning at the hypothalamic level, C inhibits HPG axis functioning at several levels (Terburg et al., 2009).

Despite the interest in the DHH, its empirical support has been modest. A meta-analysis (Dekkers et al., 2019) found only marginal support for the DHH, with a very small effect size for the interaction between T and C on status-relevant behaviors. One of the limitations the researchers noted was the relative lack of

power in most of the studies, as they generally did not have large enough samples to test the complex interactions between hormone levels. In the same meta-analysis, the authors examined whether sex moderated the effects of the T \times C interaction. Although they found that there were no significant differences between men and women, they noted that the effects were even smaller in women and recommended studies with larger samples that could delve into possible sex differences. Recently, in a sample of adolescents, Shields et al. (2021) found that three-way T \times C \times sex interactions across methods and hormone measures were nonsignificant. However, separate analyses of the subsamples of boys and girls indicated that the interaction between T and C was not equivalent in the two subsamples.

In addition, some studies have found statistically significant T \times C interactions but with patterns different from that proposed by the DHH. For example, in a small sample of healthy undergraduate women who were insulted and subsequently given the opportunity to retaliate by administering blasts of white noise targeting the provocateur, basal T positively predicted reactive aggression but only among participants with high concentrations of basal C (Denson et al., 2013). This finding suggests that the combination of high T and C is associated with a stronger aggressive reaction to provocation. Interestingly, a recent study found that combinations of high T and high C or low T and low C were associated with aggressive reactive behavior in a sample of university students (Armstrong et al., 2021). Furthermore, the effect was only observed in the female subsample. However, the male sample was considerably smaller, which may have reduced the power needed to detect effects. Finally, in one of the few studies that evaluated DHH using a longitudinal design, Susman et al. (2017) assessed a sample of 135 children and young adolescents at six-month intervals over one year. They found that combinations of low levels of diurnal T and low reactivity in C and high diurnal T levels and high C reactivity tended to be associated with a number of variables related to conduct problems and antisocial behavior in boys. In their study, the findings for girls were not above the level of chance. They proposed several explanations for these results. For example, an adolescent with both low C reactivity and low diurnal T levels might be inhibited and avoids stressful situations, especially those involving dominance or aggression, but at the same time the adolescent might show self-regulatory difficulties in situations initiated by others (e.g., victimization) (Susman et al., 2017). In contrast, an adolescent with high C and high T (positive coupling) levels may externalize aggressive behavior in aversive contexts.

Furthermore, although most studies that have examined the DHH have tested whether there was a statistical interaction between T and C levels that could explain aggressive behavior, another line of research has focused on the role of the T/C ratio (Terburg et al., 2009). In this way, attempts have been made to prove that a higher T/C ratio, indicating high T and low C, is associated with aggressive and antisocial behavior. In a study with adolescents, Platje et al. (2015) tested both ways of studying the interplay between T and C. They found that the interaction between T and C was not statistically significantly associated with aggressive behavior and that the T/C ratio was, although only in the subsample of girls.

Joint role of testosterone and cortisol in the aggressive reactions to victimization

In general, previous research has focused on studying the direct relationship between T and/or C levels and aggressive behavior

and has not specifically examined whether they moderate victims' aggressive reactions, as proposed in this study. The idea that these hormone levels may interact with peer victimization in determining the likelihood of aggressive reactions is consistent with the proposal that biological factors may not be directly associated with aggressive behavior but rather moderate how youths respond to social stressors such as victimization (Rudolph et al., 2010). Specifically, it has been suggested that the link between T and antisocial behavior would depend on the occurrence of several other risk factors, including negative social experiences (Yildirim & Derksen, 2012). For example, Yildirim and Derksen (2012) proposed that T levels may be associated with antisocial behavior when individuals experience social stressors like peer rejection and not when they experience positive experiences.

In one of the few studies examining the role of hormones as moderators of aggressive responses to peer victimization, Rudolph et al. (2010), in a sample of 132 children, found a significant interaction between peer victimization and C levels in the prediction of aggressive response in a laboratory-based peer-oriented social challenge task. Specifically, victimization was significantly associated with aggression when C levels were high or average, but not when they were low. In the same study, the direct association between C and aggression during the task was not statistically significant.

Thus, levels of T and combinations of T and C would also interact with the occurrence of victimization. Although there is a significant gap in terms of studies examining the interaction between these hormones and the level of victimization, the results of some studies suggest that such an interaction is probable. For example, in a study on adults, a higher T/C ratio was associated with greater aggression against the partner, but this association was weaker under provoked conditions (Manigault et al., 2019). Moreover, some of the studies that found different T and C profiles associated with aggressive behavior focused on provocation-reactive aggressive behaviors (Armstrong et al., 2021; Geniole et al., 2011).

The current study

Victims of peer aggression often react aggressively (Choi & Park, 2021; Walters, 2021), which contributes to the perpetuation of aggression over time (Morea & Calvete, 2022). Therefore, it is important to identify the individual factors that predict a stronger aggressive response when victimized. The aim of this study was to evaluate whether two hormones (T and C) jointly moderated aggressive behaviors as response to peer victimization. This aim involved assessing the effects of the $T \times C \times$ peer victimization interaction in aggressive adolescent behavior. Thus, the current study attempts to fill an important gap in studies on the role of hormones as potential moderators of victim reactions.

According to the DHH (Mehta & Josephs, 2010), it is the combination of high T and low C that is associated with aggressive behavior. However, as mentioned, some studies have found that other combinations of hormones, such as high levels of T and C or low levels of T and C, are associated with increased aggressive behavior (Armstrong et al., 2021; Denson et al., 2013; Susman et al., 2017). Moreover, in situations of provocation-reactive aggressive behaviors, which are characteristics of peer victimization, the combination of high T and low C does not seem to be linked to aggressive behavior (Armstrong et al., 2021; Geniole et al., 2011). Given these mixed results regarding the joint effects of T and C and the absence of previous studies examining the interaction between

these hormones and peer victimization, this study was exploratory, and we did not establish a priori hypotheses.

In this study, we included both offline and online aggression. Given that differential characteristics of the online environment, such as anonymity or the lack of contact, can increase the probability of the use of rude language and aggression due to online disinhibition (Wachs & Wright, 2019), we expected to find a higher association between victimization and perpetration in aggressive online behavior compared to aggressive offline behavior.

Finally, the study attempted to overcome some of the methodological limitations of previous research. Most previous studies have been cross-sectional (Duke et al., 2014) and have generally used relatively small samples (Geniole et al., 2020), which do not provide the necessary power to test the complex interactions proposed by the DHH and specially to examine sex differences in the model (Dekkers et al., 2019). For this reason, this study used a longitudinal design with a large sample of adolescent boys and girls. Furthermore, given that one stream of research has assessed the T/C ratio as an alternative indicator of the combination of both hormones (Korpel et al., 2019; Platje et al., 2015), in this study we also examined the interaction between the T/C ratio and victimization.

Method

Participants

The participants in this study were part of a larger sample of a project focused on a preventive intervention of depression and other psychological problems in adolescents (Calvete, Fernández-González, et al., 2019). In the initial sample, 10 schools participated out of 20 randomly invited schools from the total of 166 schools of secondary education in Bizkaia (Basque Country, Spain). Due to budget constraints, it was only possible to collect biological samples from seven of the 10 schools and these constitute the sample for this study. A total of 577 adolescents (50.4% girls) between 12 and 17 years of age ($M = 14.64$, $SD = 0.96$) participated in the study. In terms of school year, the distribution was 31% in the second year of compulsory secondary education, 48.4% in the third year, 14.5% in the fourth year, and 6% in the first year of a baccalaureate. In terms of social status according to the parents' profession, the distribution was as follows: 12.8% low, 13.4% medium-low, 33.1% medium, 28.7% medium-high, and 11.9% high. This distribution is consistent with the characteristics of the population in Bizkaia (Basque Institute of Statistics, 2021). A post hoc power analysis conducted with G*Power Version 3.1.9.7 showed that the sample ($N = 577$) provided a power of 97.8% to detect an effect size of 0.05 at $\alpha = .05$.

The adolescents were invited to respond to measures and provide salivary samples in three waves at six-month intervals. The percentages of adolescents who failed to answer in any of the waves were 1.2%, 13.1%, and 19.7%, respectively for Wave 1 (W1), Wave 2 (W2), and Wave 3 (W3). The age of the adolescents who failed to answer at some time was higher than that of those who completed all waves ($M = 15.01$, $SD = 1.08$ vs $M = 14.54$, $SD = 0.91$, $t = 5.01$, $p < .001$).

Measures

Offline aggression

The Revised Peer Experiences Questionnaire (Prinstein et al., 2001) was used to assess offline victimization and perpetration of aggressive behavior. Both the perpetration and victimization

scales contain nine items, with five response options ranging from 1 (*never*) to 5 (*a few times a week*). The items describe forms of overt (e.g., threatened to hurt or beat a peer up) and relational aggressions (e.g., someone left me out of an activity or conversation that I really wanted to be included in). The Cronbach coefficients for this study were 0.83, 0.87, and 0.91 at W1, W2, and W3, respectively, for offline aggressive behavior perpetration and 0.83, 0.87, and 0.88 at W1, W2, and W3, respectively, for offline victimization.

Online aggression

The Cyberbullying Questionnaire (Calvete et al., 2010) was used to measure online aggressive behavior perpetration and victimization. Both scales contain nine items and a four-point Likert response scale, ranging from 0 (*never*) to 3 (*5 or more times*). The item responses were averaged to obtain the scores. This has shown excellent psychometric properties (Calvete et al., 2010; Gámez-Guadix et al., 2013). In this study, the Cronbach coefficients were 0.83, 0.89, and 0.93 at W1, W2, and W3, respectively, for online aggressive behavior perpetration and 0.78, 0.85, and 0.90 at W1, W2, and W3, respectively, for online victimization.

Testosterone (T) and cortisol (C)

Saliva samples were collected in the classrooms. On the day of the salivary sample collection, the participants were instructed to avoid brushing their teeth and avoid consuming a meal or drinking at least 60 min prior to sample donation. They were also asked to avoid intense exercise 8 hr prior to data collection. The research team confirmed with each participant that they had followed the guidelines before sample collection. If the guidelines had not been followed, the sample was considered invalid. Saliva samples contaminated with blood were also discarded. The saliva samples were collected, on average, at 11:02 am ($SD = 1.25$), approximately 3 hr after waking up. The participants were instructed to spit at least 2 mL of saliva into a plastic cup. Within 1 hr of data collection, the researchers brought the samples to the *Igualatorio Médico Quirúrgico* Laboratory. The samples were stored in a freezer (-20°C) until assayed.

Saliva samples were assayed for T (pg/ml) and C (nmol/L) levels in duplicate determinations. The following assays were used: Salimetrics® Testosterone Enzyme Immunoassay Kit and Cortisol II (electrochemiluminescence immunoassay, ECLIA). The Salimetrics® Testosterone Enzyme Immunoassay Kit (Item No.1-2402, 96-Well Kit) is a competitive immunoassay specifically designed and validated for the quantitative measurement of salivary T. Samples with a pH <4.0 or >9.0 were discarded. According to the manufacturer, inter-assay coefficients range between 1.9 and 6.7%, the minimal concentration of T that can be distinguished from 0 is 0.458 pg/ml, and the functional sensitivity of the salivary ER T assay is 0.68 pg/mL. The ECLIA “Cortisol II” was used on the automated analyzer Cobas e 602 (Roche, Switzerland) to measure C levels. According to the manufacturer, inter-assay coefficients range between 1.7% and 9.3%, and the lowest concentration that can be detected is 1.5 nmol/L. A total of 31 samples (1%) were discarded for not meeting the requirements (e.g., failure of participants to follow instructions).

Procedure

Active informed consent from parents and adolescents was required to participate in the study. The acceptance rate was 74%. The first wave of the study began in October 2016, and the last wave ended in January 2018. Measurements were taken

by research assistants during the adolescents' usual class time. The adolescents provided salivary samples and then answered the victimization and aggressive behavior questionnaires. All procedures were approved by the ethics committee of the University of Deusto.

Statistical Analyses

Outliers in T and C were winsorized at 3 *SD* above the mean. A total of 32 values were winsorized. C values were logarithmically transformed, as they were not normally distributed. Before computing the T/C ratios, C and T values were standardized separately for boys and girls and then transformed into T scores (Mean = 50; $SD = 10$). After these operations, the measures of C, T, and T/C ratios were normally distributed. To create interaction terms between victimization and hormones, the variables were transformed into z scores.

Little's Missing Completely At Random (MCAR) test was statistically significant ($\chi^2(432) = 692, p < .001$), and therefore we used full information maximum likelihood (FIML), which recommended for dealing with missing values when they are not distributed completely at random. FIML estimates the parameters using all the available data, including cases without data (Little, 2013). Furthermore, in the sensitivity analyses, we repeated the main analyses using multiple imputation to deal with missingness. Multiple imputation is an adequate approach when missingness is random and when it is not random (Little et al., 2016). Mplus provides multiple imputation of missing data using Bayesian analysis (Rubin, 1987; Schafer, 1997). Multiple data sets generated using multiple imputation can be analyzed using a special feature of Mplus. Parameter estimates are averaged over the set of analyses, and standard errors are computed using the average of the standard errors over the set of analyses and the between-analysis parameter estimate variation (Rubin, 1987; Schafer, 1997).

We conducted several multilevel analyses with MPLUS-8.8 to test whether the T \times C interaction and the T/C ratio moderated the longitudinal associations between victimization and perpetration of aggressive behavior. The first models were conducted to examine whether T \times C interaction moderated the longitudinal associations between victimization and aggressive behavior. At level 1, the models consisted of repeated measures of the variables, and perpetration of aggressive behavior was modeled as explained by victimization, T, C, T \times C, victimization \times T, victimization \times C, and victimization \times T \times C interaction terms. Level 2 consisted of person-level predictors and included age and sex as predictors of the intercepts. Age was included to control age differences in hormone levels (Kamin & Kertes, 2017; Konforte et al., 2013). Age was grand-mean centered. The intervention group was included in the model as a covariate. This model was estimated separately for online and offline aggressive behaviors.

The models for the T/C ratio were very similar, but at Level 1 they included peer victimization, T/C ratio, and the interaction term between victimization and T/C ratio as predictors of aggressive behavior. The intercepts were specified as random in all the models.

Finally, we examined the invariance of these models for boys and girls. To this end, we estimated configural models in which all path coefficients were freely estimated for each group and invariant models in which these coefficients were set as equal. Changes in χ^2 between models were used as an indicator to decide whether the invariance of the models was acceptable. Data are available at OSF (doi: 10.17605/OSF.IO/WY94K).

Results

Table 1 presents the descriptive statistics and correlation coefficients between all the variables. Victimization and aggressive behavior perpetration measures were highly correlated (range between .56 and .78). Correlations between offline and online victimization and between offline and online perpetration were also high. Likewise, the same measures were correlated over time. Overall, most correlations between hormone measures and self-report variables were not significant. Many correlation coefficients between T levels and measures of aggressive behavior were statistically significant but small in size.

T × C models

In T × C models, intraclass correlation was .36 for aggressive online behavior and .37 for aggressive offline behavior. Table 2 displays the main parameters of the models. As can be seen, both online and offline aggressive behavior were significantly predicted by victimization experiences. More importantly, the three-way interaction T × C × victimization was statistically significant for both online and offline aggressive behavior. Figure 1 shows the shape of the association between online victimization and aggressive online behavior for low (1 SD below the mean) and high (1 SD above the mean) values of T and C. Although the association between online victimization and online aggressive behavior was significant in all cases, the slope was significantly higher ($p < .001$) when both T and C were high ($\beta = .24$, $t = 16.18$, $p < .001$) and when both were low ($\beta = .24$, $t = 16.88$, $p < .001$) than when the level of one of these hormones was low and the other was high ($\beta = .13$, $t = 8.81$, $p < .001$ for T high and C low and $\beta = .15$, $t = 8.42$, $p < .001$ for T low and C high).

The model for offline aggressive behavior was quite similar and is displayed in Figure 2. The association between offline victimization and offline aggressive behavior was significant in all cases. When both T and C were high, the slope of the association between victimization and aggressive behavior ($\beta = 0.33$, $t = 10.52$, $p < .001$) was significantly higher ($p < .05$ for the differences) than when T was high and C was low ($\beta = .21$, $t = 5.82$, $p < .001$) or T was low and C was high ($\beta = .24$, $t = 4.53$, $p < .001$). The slope when both T and C were low ($\beta = .27$, $t = 8.21$, $p < .001$) was higher than when T was high and C was low ($p = .023$ for the difference).

Finally, we examined the models separately in the subsamples of boys and girls. The model of online aggressive behavior was similar in both subsamples, with the interaction T × C × online victimization being statistically significant in both boys and girls ($p < .001$ in both cases). Furthermore, T × C significantly predicted online aggressive behavior in girls ($\beta = 0.02$, $SE = 0.01$, $z = 2.83$, $p = .004$) but not in boys ($\beta = -0.01$, $SE = 0.01$, $z = -0.38$, $p = .707$), although the sex difference was only marginally significant ($\Delta\chi^2(1) = 3.55$, $p = .059$). The form of this interaction in the sample of girls is shown in Figure 3. In girls, when C was high the association between T and aggressive online behavior was positive ($\beta = 0.03$, $t = 1.98$, $p = .049$) whereas it is negative when C is low ($\beta = -0.01$, $t = -2.54$, $p = .012$). In the offline aggressive behavior model, the T × C × offline victimization interaction was statistically significant in boys ($\beta = 0.06$, $SE = 0.01$, $z = 3.80$, $p < .001$) but not in girls ($\beta = 0.02$, $SE = 0.02$, $z = 0.73$, $p = .468$). The sex difference in this path was marginally significant ($\Delta\chi^2(1) = 3.49$, $p = .062$).

T/C ratio models

In the T/C ratio models, intraclass correlation was .41 and .40, respectively, for aggressive online behavior and aggressive offline behavior. As shown in Table 3, neither the T/C ratio nor T/C × victimization interaction predicted aggressive behavior.

The T/C ratio models were estimated separately in the subsamples of boys and girls. While in the model for offline aggressive behavior there was no significant effect of T/C ratio and T/C ratio × victimization in any subsample, in the model for online aggressive behavior, both the T/C ratio ($\beta = 0.02$, $SE = 0.01$, $z = 2.27$, $p = .023$) and T/C ratio × victimization ($\beta = 0.02$, $SE = 0.01$, $z = 2.49$, $p = .013$) were significantly associated with online aggressive behavior in the subsample of girls. Invariance tests indicated that the sex difference in the path for T/C ratio × victimization was marginally significant ($\chi^2(1) = 2.82$, $p = .093$), while the difference for the path for the T/C ratio was not statistically significant ($\chi^2(1) = 1.24$, $p = .265$). The form of the T/C ratio × victimization interaction in the sample of girls is displayed in Figure 4.

Sensitivity analyses

We repeated all the models using multiple imputation ($N = 100$ samples). The results were similar and are included as Supplementary Material (S1–S4).

Discussion

This study aimed to assess the joint role of T and C in adolescents' aggressive responses when they are victimized by peers. Grounded on the DHH model (Mehta & Josephs, 2010), we examined whether victimization interacted with T and C levels in predicting adolescents' aggressive reactions. The results, in general, do not support the DHH and show the complexity of the joint action of both hormones in explaining aggressive behavior when adolescents are peer victimized. The main findings are discussed below.

Consistent with previous research (e.g., Choi & Park, 2021; Lozano-Blasco et al., 2020; Morea & Calvete, 2022), a strong association was found between victimization and perpetration. This association was moderated by the interaction between T and C for both online and offline aggression. In the case of online aggression, it was the adolescents with high T/high C or low T/low C who responded with more aggressive behaviors when victimized or provoked by peers. In the case of offline aggression, the results were similar for the profile high T/high C, but the profile characterized by low T/low C only displayed higher reactivity than the profile high T/low C. These results are opposite to what is predicted by the DHH, which proposes that T is associated with more aggressive behavior only when C is low (Mehta & Josephs, 2010; Mehta & Prasad, 2015). However, the results are consistent with findings obtained in other studies that examined provocation-reactive aggressive behaviors (Armstrong et al., 2021; Denson et al., 2013; Geniole et al., 2011).

Interestingly, Terburg et al. (2009) suggested a parallel between the biological mechanisms between T and C and the psychological mechanisms proposed in the motivational imbalance model (Arnett, 1997). This model posits that high C levels would be related to the behavioral inhibition system, which involves increased sensitivity to punishment, while high T levels would be related to the behavioral activation system, which involves risk-taking behavior in an attempt to obtain a reward (Braams et al., 2015). From this perspective, the results of this study could

Table 1. Correlation coefficients between the variables of the study

	1	2	3	4	5	6	7	8	9	10	11	12	13	14	15	16	17	18	19	20	21
1. W1 T	1																				
2.W2 T	.68**	1																			
3.W3 T	.56**	.56**	1																		
4.W1 C	.40**	.18**	.12**	1																	
5.W2 C	.03	.21**	.02	.15**	1																
6. W3 C	.19**	.15**	.29**	.27**	.27**	1															
7.W1 T/C	.36**	.23**	.11*	-.51**	-.04	-.08	1														
8. W2 T/C	.26**	.40**	.09	.08	-.59**	-.12*	.25**	1													
9. W3 T/C	.09*	.07	.34**	-.08	-.14**	-.59**	.22**	.22**	1												
10. W1 Online V	.03	.07	.03	-.07	.00	-.05	.06	.01	.02	1											
11. W2 Online V	.06	.11*	.05	-.09*	.02	-.01	.04	-.06	-.03	.41**	1										
12. W3 Online V	.13**	.14**	.12*	-.01	.04	.01*	.07	.05	-.05	.32**	.43**	1									
13. W1 Online P	.06	.04	.11*	-.06	.04	.01	.07	-.03	.05	.64**	.36**	.28*	1								
14. W2 Online P	.05	.11*	.08	-.04	-.01	-.02	.01	-.02	-.00	.32**	.78**	.32**	.41**	1							
15. W3 Online P	.11*	.20**	.16**	.01	.05	.09	-.01	.07	-.02	.30**	.41**	.73**	.26**	.34**	1						
16. W1 Offline V	.02	.04	.06	-.06	.02	.02	.05	-.03	-.00	.60**	.39**	.25**	.48**	.26**	.22**	1					
17. W2 Offline V	.03	.10*	.11*	-.04	-.03	-.00	-.01	.02	-.01	.32**	.66**	.31**	.32**	.68**	.31**	.48**	1				
18.W3 Offline V	.10*	.20**	.16**	-.03	.00	.05	.05	.04	.01	.29**	.36**	.74**	.17**	.28**	.63**	.31**	.39**	1			
19. W1 Offline P	.05	.04	.12*	-.03	.05	.06	.04	-.04	.01	.52**	.32**	.38**	.65**	.33**	.31**	.56**	.30**	.24**	1		
20. W2 Offline P	.08	.14**	.12**	-.04	-.04	-.08	.02	.02	.05	.24**	.56**	.30**	.31**	.76**	.36**	.19**	.70**	.37**	.31**	1	
21. W3 Offline P	.08	.22**	.18**	-.09*	.01	.05	.10*	.05	.02	.26**	.36**	.64**	.20**	.33**	.69**	.23**	.38**	.72**	.26**	.43**	1
22. Age	.18**	.24**	.08	.10*	.09*	-.03	.20**	.26**	.14**	-.04	-.13**	-.03	-.01	-.07	-.05	-.07	-.03	-.01	.02	-.03	-.06
Mean	54.01	62.66	88.58	1.65	1.74	2.26	1.02	1.03	1.03	0.17	0.16	0.16	0.13	0.15	0.16	0.30	0.28	0.28	0.22	0.23	0.24
SD	26.67	34.67	54.80	0.80	1.02	1.19	0.21	0.24	0.25	0.30	0.34	0.38	0.26	0.36	0.42	0.45	0.48	0.49	0.36	0.43	0.52

Note. * $p < .05$, ** $p < .001$. T = Testosterone, C = Cortisol, V = victimization, P = perpetration.

Table 2. Results of the T × C models

Coefficients	β	SE	z	p	90% confidence intervals	
<i>Online aggressive behavior</i>						
Intercept	0.18	0.02	10.27	<.001	0.15	0.21
Online victimization (L1)	0.19	0.01	18.67	<.001	0.17	0.21
T (L1)	0.01	0.01	1.08	.279	-0.01	0.03
C (L1)	-0.01	0.01	-0.36	.721	-0.02	0.01
T × online victimization (L1)	-0.01	0.01	-0.64	.540	-0.02	0.01
C × online victimization (L1)	0.01	0.01	0.55	.591	-0.01	0.02
T × C (L1)	0.01	0.01	0.81	.416	-0.01	0.02
T × C × online victimization (L1)	0.05	0.01	9.05	<.001	0.04	0.06
Sex (1 = female) (L2)	-0.08	0.02	-3.76	<.001	-0.12	-0.04
Age (L2)	-0.02	0.01	-2.11	.035	-0.04	-0.00
Group (L2)	-0.01	0.02	-0.37	.711	-0.06	0.03
<i>Offline aggressive behavior</i>						
Intercept	0.30	0.03	11.82	<.001	0.14	0.21
Offline victimization (L1)	0.26	0.03	9.63	<.001	0.21	0.32
T (L1)	0.01	0.01	1.00	.315	-0.01	0.03
C (L1)	0.01	0.01	0.42	.672	-0.02	0.03
T × offline victimization (L1)	0.01	0.02	0.31	.759	-0.04	0.05
C × offline victimization (L1)	0.02	0.02	1.08	.281	-0.02	0.07
T × C (L1)	-0.01	0.01	-0.80	.422	-0.03	0.01
T × C × offline victimization (L1)	0.04	0.01	2.71	.007	0.01	0.06
Sex (1 = female) (L2)	-0.11	0.03	-4.20	<.001	-0.16	-0.06
Age (L2)	-0.01	0.01	-1.02	.309	-0.04	0.01
Group (L2)	-0.03	0.03	-1.11	.267	-0.08	0.02

Note. T = testosterone; C = cortisol; L1 = Level 1; L2 = Level 2; Group (1 = Preventive intervention).

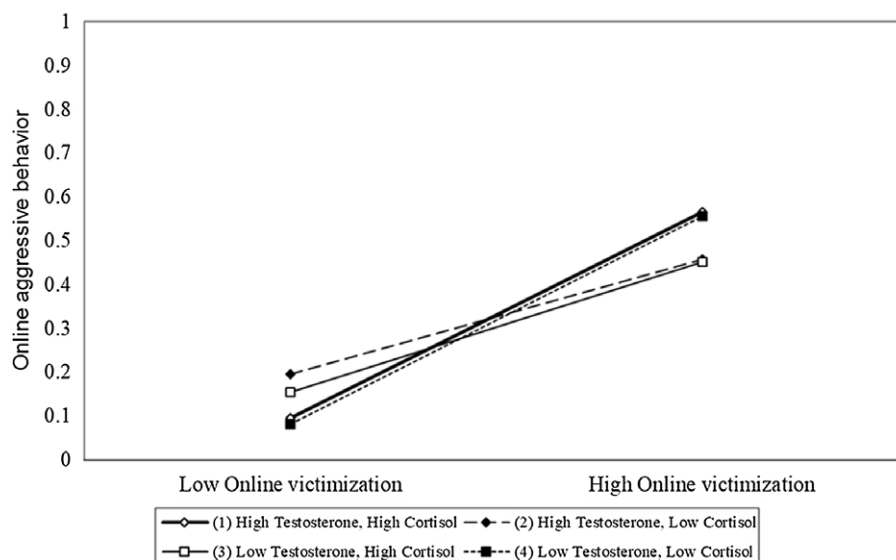


Figure 1. Interplay between testosterone, cortisol, and victimization predicting aggressive online behavior.

be interpreted as suggesting that adolescents with low T and low C may be characterized at the behavioral level by the avoidance of situations involving aggression and dominance (i.e., low T and

low behavioral activation), but at the same time they may react aggressively when provoked by others due to a lower fear of punishment (i.e., low C and low functioning of the behavioral

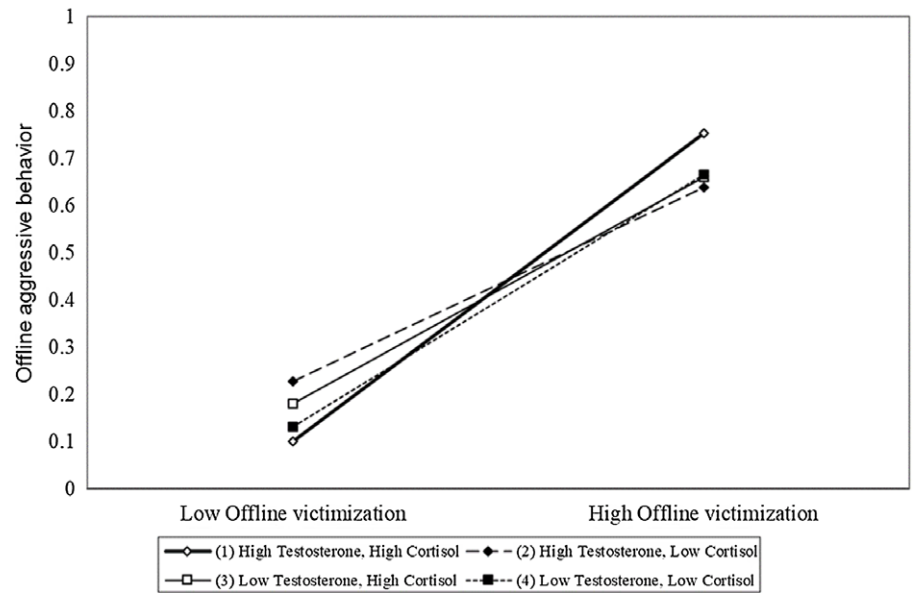


Figure 2. Interplay between testosterone, cortisol, and victimization predicting aggressive offline behavior.

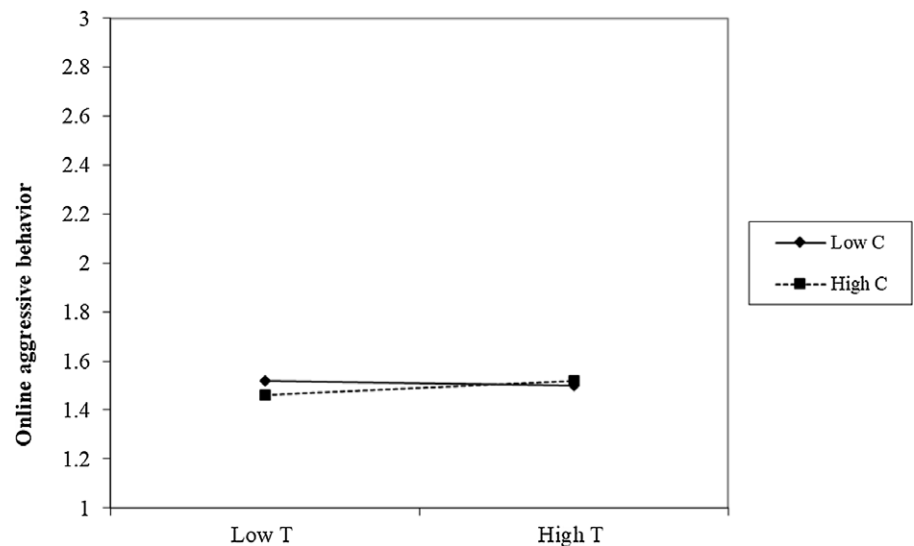


Figure 3. Moderating role of cortisol in the association between testosterone and the perpetration of aggressive online behavior in girls ($N = 291$).

inhibition system). In contrast, adolescents with high T and high C may show a behavioral profile of externalizing aggressive behavior in aversive contexts (Susman et al., 2017). For example, although high C is associated with the behavioral inhibition system and fear of punishment, these adolescents might also be characterized by a high motivation to have their status respected (i.e., high T and high behavioral activation), especially because victims of peer bullying are likely to have a low social status or face the threat of losing their former status (Pozzoli & Gini, 2021). Due to their high levels of C, they could exhibit emotional regulation difficulties in stressful victimization situations, leading them to lose control and react impulsively. The results for the combination of high T and high C are also consistent with the proposal that current traumatic experiences would increase the level of C to cope with the stress, and this initial increase in C would be associated with an increase in T to deal with the threatening environment, implying a positive coupling between C and T (Fragkaki et al., 2018).

In this study, we also evaluated the role of the T/C ratio as an alternative indicator of the combination of T and C (Korpel et al.,

2019; Platje et al., 2015). Overall, the results were not statistically significant, except in the subsample of girls, in which both the T/C ratio and the interaction between the T/C ratio and victimization significantly predicted aggressive online behavior. The result in this case was consistent with the DHH, as the ratio was positively associated with aggressive behavior, and victimization predicted perpetration more strongly when the ratio was higher. However, the results obtained for the T/C ratio may be partially masking the joint effect of both hormones. In this study, it was the combinations of high T/high C and low T/low C that increased the association between victimization and the perpetration of aggressive behaviors. This effect was only visible through the interaction analyses between T and C since the T/C ratio does not allow capturing the effect of all possible T and C combinations. The T/C ratio when both are similar (i.e., both high or both low) tends to approach 1. This implies that if in situations of reactive aggressive behavior, such as those in this study, it is the combinations of T and C that are associated with a ratio close to 1 that are associated with more aggressive reaction to victimization, then the relationship

Table 3. Results of the T/C ratio models

Coefficients	β	SE	z	p	90% confidence intervals	
<i>Online aggressive behavior</i>						
Intercept	0.17	0.03	5.30	<.001	0.16	0.22
Online victimization (L1)	0.21	0.01	21.48	<.001	0.19	0.23
T/C ratio (L1)	0.01	0.01	0.94	.346	-0.01	0.02
T/C ratio \times online victimization (L1)	0.00	0.01	0.62	.538	-0.01	0.02
Sex (1 = female) (L1)	-0.08	0.02	-3.92	<.001	-0.13	-0.04
Age (L2)	-0.02	0.01	-1.67	.094	-0.04	0.00
Group (L2)	0.01	0.02	0.39	.698	-0.03	0.04
<i>Offline aggressive behavior</i>						
Intercept	0.29	0.02	12.85	<.001	0.25	0.34
Offline victimization (L1)	0.28	0.01	22.35	<.001	0.25	0.30
T/C ratio (L1)	-0.00	0.01	-0.20	.841	-0.02	0.02
T/C ratio \times offline victimization (L1)	-0.00	0.01	-0.31	.760	-0.02	0.02
Sex (1 = female) (L2)	-0.12	0.03	-4.28	<.001	-0.17	-0.06
Age (L2)	-0.01	0.01	-0.57	.569	-0.04	0.02
Group (L2)	-0.02	0.03	-0.63	.531	-0.07	0.04

Note. T = testosterone; C = cortisol; L1 = Level 1; L2 = Level 2; Group (1 = Preventive intervention).

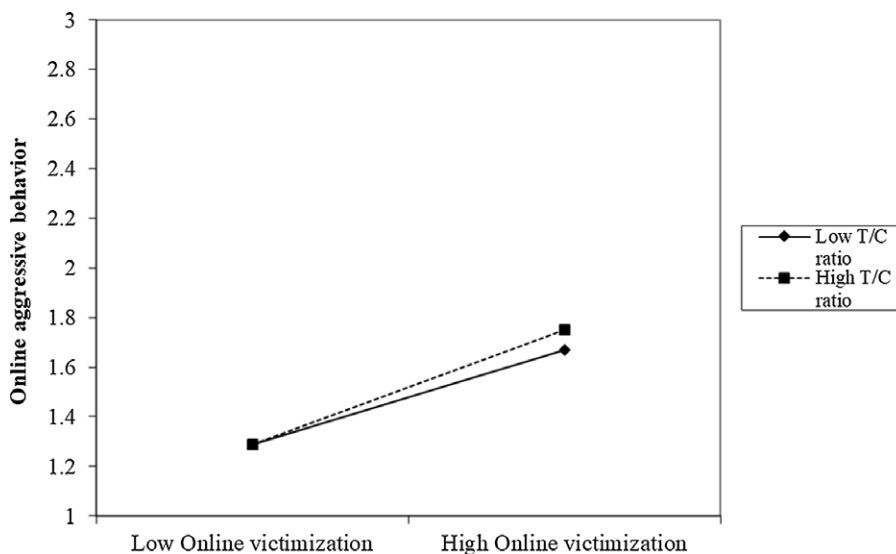


Figure 4. Moderating role of the T/C ratio in the association between online victimization and the perpetration of aggressive behavior in girls ($N = 291$).

between this ratio and aggressive behavior is not linear but curvilinear. Thus, the extremes in ratio values would be associated with less aggressive behavior, and intermediate values close to 1 would be associated with higher levels of aggressive behavior when victimized. For this reason, we recommend examining the interactions between both variables instead of using the ratio between them, at least in studies where the social situation may determine the complex interplay between both hormones. Sollberger and Ehlert (2016) also cautioned about the difficulties in using and interpreting hormone ratios and proposed that moderation analysis was often a more insightful approach.

Finally, separate analyses by sex indicated some differences. In the case of online aggressions, the triple interaction between T, C, and victimization was similar in boys and girls, whereas the interaction for offline aggressions was significant only in boys. This is contradictory to what was found in a previous study on young people (Armstrong et al., 2021). In that study, the interaction between C and T only predicted aggressive reactive behavior significantly among women. However, there are some differences to be considered. For example, the age of the study sample may be important because of developmental changes in hormones. In the study by Armstrong et al. (2021), the participants were 20-year-olds,

whereas in the present study they were adolescents. T and C levels increase throughout adolescence (Kamin & Kertes, 2017; Konforte et al., 2013). Furthermore, the increase of T is particularly high among boys at this stage (Hibberd et al., 2015). In addition, as mentioned, the T/C ratio was only significantly associated with online behavior in girls, although the reliability of this result, in the context of the other findings of this study, is questionable.

This study has some notable strengths. Unlike most previous studies, the study used a large sample of adolescents, providing the necessary power to study the complex interactions between the study variables. Moreover, the study included subsamples of boys and girls large enough to study the models separately. In addition, the study used measurements over time for one year, making this one of the few longitudinal studies that has been conducted to assess adolescent DHH (Sollberger & Ehlert, 2016). It is also one of the few studies to examine the role of hormones in online victimization and thus contributes to fill an important gap in the knowledge of the variables that predict victims' reactions.

The study also has limitations, which offer new opportunities and challenges for future research. Measures of C and T were taken at one time of day, but it would be desirable to include measures throughout the day to obtain, for example, the area under the curve in the case of C or to include measures of change in T and C in controlled provocation paradigms, as other studies have done (e.g., Denson et al., 2013; Susman et al., 2017). Another limitation concerns the exclusive use of self-reports for the assessment of victimization and aggression measures, which could have contributed to the high association between the two variables due to shared variance. Although several studies have obtained high correlations between peer victimization and perpetration (Choi & Park, 2021; Morea & Calvete, 2022; Walters, 2021), it would be beneficial for future studies to also include reports from others (peers and teachers reports).

Furthermore, since the sample came from a previous research project, it was not possible to perform an a priori power analysis, which was limited to a post hoc analysis. Also related to power, in this study we conducted separate models for offline and online aggressions because including both modalities in a single model would have required the addition of many more predictors, which could have reduced the power and even hindered the interpretation of the results. However, given the correlations between both forms of aggression, it would be interesting for future studies to include the predictive relationships between the two. Similarly, offline aggressions include physical aggressions, such as hitting and fighting, in which the role of hormones may be different, so the effects of hormones should be studied separately for various forms of aggressions. Finally, this study focused on the conjoint role of T and C as a moderator of aggressive reactions when adolescents are victimized by peers, but future research should consider that the relationships between victimization and perpetration are often bidirectional (Choi & Park, 2021; Walters, 2021).

In conclusion, the results of this study suggest that in situations of peer victimization, adolescents with high levels of both hormones or low levels of both hormones are most likely to react with more aggressive behaviors when victimized by others.

Supplementary material. The supplementary material for this article can be found at <https://doi.org/10.1017/S0954579422001456>

Funding statement. This research was supported by a grant from the Spanish Government (Ref. PSI2015-68426-R) and from the Basque Country (IT1532-22).

Conflicts of interest. None.

References

- Alink, L. R., van IJzendoorn, M. H., Bakermans-Kranenburg, M. J., Mesman, J., Juffer, F., & Koot, H. M. (2008). Cortisol and externalizing behavior in children and adolescents: Mixed meta-analytic evidence for the inverse relation of basal cortisol and cortisol reactivity with externalizing behavior. *Developmental Psychobiology*, 50(5), 427–450. <https://doi.org/10.1002/dev.20300>
- Allen, J. J., Anderson, C. A., & Bushman, B. J. (2018). The general aggression model. *Current Opinion in Psychology*, 19, 75–80. <https://doi.org/10.1016/j.copsyc.2017.03.034>
- Archer, J. (2006). Testosterone and human aggression: An evaluation of the challenge hypothesis. *Neuroscience & Biobehavioral Reviews*, 30(3), 319–345. <https://doi.org/10.1016/j.neubiorev.2004.12.007>
- Archer, J., Graham-Kevan, N., & Davies, M. (2005). Testosterone and aggression: A reanalysis of Book, Starzyk, and Quinsey's, 2001 study. *Aggression and Violent Behavior*, 10(2), 241–261. <https://doi.org/10.1016/j.avb.2004.01.001>
- Armstrong, T., Wells, J., Boisvert, D. L., Lewis, R. H., Cooke, E. M., Woekener, M., & Kavish, N. (2021). An exploratory analysis of testosterone, cortisol, and aggressive behavior type in men and women. *Biological Psychology*, 161, 108073. <https://doi.org/10.1016/j.biopsycho.2021.108073>
- Arnett, P. A. (1997). Autonomic responsivity in psychopaths: A critical review and theoretical proposal. *Clinical Psychology Review*, 17(8), 903–936.
- Basque Institute of Statistics (2021). *Average family income of the Basque Country by provinces according to type of income*. https://www.eustat.eus/elementos/ele0005700/renta-familiar-media-de-la-c-a-de-euskadi-por-ambitos-territoriales-segun-tipo-de-renta-euros/tbl0005791_c.html
- Braams, B. R., van Duijvenvoorde, A. C., Peper, J. S., & Crone, E. A. (2015). Longitudinal changes in adolescent risk-taking: A comprehensive study of neural responses to rewards, pubertal development, and risk-taking behavior. *Journal of Neuroscience*, 35(18), 7226–7238. <https://doi.org/10.1523/JNEUROSCI.4764-14.2015>
- Calvete, E., Fernández-González, L., Orue, I., Echezarraga, A., Royuela-Colomer, E., Cortazar, N., Muga, J., Longa, M., & Yeager, D. S. (2019). The effect of an intervention teaching adolescents that people can change on depressive symptoms, cognitive schemas, and hypothalamic-pituitary-adrenal axis hormones. *Journal of Abnormal Child Psychology*, 47(9), 1533–1546. <https://doi.org/10.1007/s10802-019-00538-1>
- Calvete, E., Orue, I., Estévez, A., Villardón, L., & Padilla, P. (2010). Cyberbullying in adolescents: Modalities and aggressors' profile. *Computers in Human Behavior*, 26(5), 1128–1135. <https://doi.org/10.1016/j.chb.2010.03.017>
- Calvete, E., Orue, I., Fernández-González, L., & Prieto-Fidalgo, A. (2019). Effects of an incremental theory of personality intervention on the reciprocity between bullying and cyberbullying victimization and perpetration in adolescents. *PLoS One*, 14(11), e0224755.
- Choi, B., & Park, S. (2021). Bullying perpetration, victimization, and low self-esteem: Examining their relationship over time. *Journal of Youth and Adolescence*, 50(4), 739–752. <https://doi.org/10.1007/s10964-020-01379-8>
- Crick, N. R., & Bigbee, M. A. (1998). Relational and overt forms of peer victimization: A multiinformant approach. *Journal of Consulting and Clinical Psychology*, 66(2), 337–347. <https://doi.org/10.1037/0022-006X.66.2.337>
- De Vries-Bouw, M., Jansen, L. M. C., Vermeiren, R. R. J. M., Doreleijers, T. A. H., de Ven, P., & Popma, A. (2012). Concurrent attenuated reactivity of alpha-amylase and cortisol is related to disruptive behavior in male adolescents. *Hormones and Behavior*, 62(1), 77–85. <https://doi.org/10.1016/j.yhbeh.2012.05.002>
- Dekkers, T. J., van Rentergem, J. A. A., Meijer, B., Popma, A., Wagemaker, E., & Huizenga, H. M. (2019). A meta-analytical evaluation of the dual-hormone hypothesis: Does cortisol moderate the relationship between testosterone and status, dominance, risk taking, aggression, and psychopathy? *Neuroscience & Biobehavioral Reviews*, 96, 250–271. <https://doi.org/10.1016/j.neubiorev.2018.12.004>
- Denson, T. F., Mehta, P. H., & Tan, D. H. (2013). Endogenous testosterone and cortisol jointly influence reactive aggression in women.

- Psychoneuroendocrinology*, 38(3), 416–424. <https://doi.org/10.1016/j.psyneuen.2012.07.003>
- Duke, S. A., Balzer, B. W., & Steinbeck, K. S. (2014). Testosterone and its effects on human male adolescent mood and behavior: A systematic review. *Journal of Adolescent Health*, 55(3), 315–322. <https://doi.org/10.1016/j.jadohealth.2014.05.007>
- Ettekal, I., Li, H., Chaudhary, A., Luo, W., & Brooker, R. (2022). Chronic, increasing, and decreasing peer victimization trajectories and the development of externalizing and internalizing problems in middle childhood. *Development and Psychopathology*, 1–19. <https://doi.org/10.1017/S0954579422000426>
- Falla, D., Ortega-Ruiz, R., Runions, K., & Romera, E. M. (2022). Why do victims become perpetrators of peer bullying? Moral disengagement in the cycle of violence. *Youth & Society*, 54(3), 397–418. <https://doi.org/10.1177/0044118X20973702>
- Fragkaki, I., Cima, M., & Granic, I. (2018). The role of trauma in the hormonal interplay of cortisol, testosterone, and oxytocin in adolescent aggression. *Psychoneuroendocrinology*, 88, 24–37. <https://doi.org/10.1016/j.psyneuen.2017.11.005>
- Gómez-Guadix, M., Gini, G., & Calvete, E. (2015). Stability of cyberbullying victimization among adolescents: Prevalence and association with bully-victim status and psychosocial adjustment. *Computers in Human Behavior*, 53, 140–148. <https://doi.org/10.1016/j.chb.2015.07.007>
- Gómez-Guadix, M., Orue, I., Smith, P. K., & Calvete, E. (2013). Longitudinal and reciprocal relations of cyberbullying with depression, substance use, and problematic internet use among adolescents. *Journal of Adolescent Health*, 53(4), 446–452. <https://doi.org/10.1016/j.jadohealth.2013.03.030>
- Geniole, S. N., Bird, B. M., McVittie, J. S., Purcell, R. B., Archer, J., & Carré, J. M. (2020). Is testosterone linked to human aggression? A meta-analytic examination of the relationship between baseline, dynamic, and manipulated testosterone on human aggression. *Hormones and Behavior*, 123, 104644. <https://doi.org/10.1016/j.yhbeh.2019.104644>
- Geniole, S. N., Carré, J. M., & McCormick, C. M. (2011). State, not trait, neuroendocrine function predicts costly reactive aggression in men after social exclusion and inclusion. *Biological Psychology*, 87(1), 137–145. <https://doi.org/10.1016/j.biopsycho.2011.02.020>
- Hibberd, E. E., Hackney, A. C., Lane, A. R., & Myers, J. B. (2015). Assessing biological maturity: Chronological age and the pubertal development scale predict free testosterone in adolescent males. *Journal of Pediatric Endocrinology and Metabolism*, 28(3–4), 381–386. <https://doi.org/10.1515/jpem-2014-0187>
- Hoglund, W. L., & Hau, P. (2021). Early co-occurrence of peer victimization and aggression. *Development and Psychopathology*, 1–17. <https://doi.org/10.1017/S0954579421000523>
- Kamin, H. S., & Kertes, D. A. (2017). Cortisol and DHEA in development and psychopathology. *Hormones and Behavior*, 89, 69–85. <https://doi.org/10.1016/j.yhbeh.2016.11.018>
- Kim, S., Colwell, S. R., Kata, A., Boyle, M. H., & Georgiades, K. (2018). Cyberbullying victimization and adolescent mental health: Evidence of differential effects by sex and mental health problem type. *Journal of Youth and Adolescence*, 47(3), 661–672. <https://doi.org/10.1007/s10964-017-0678-4>
- Konforte, D., Shea, J. L., Kyriakopoulou, L., Colantonio, D., Cohen, A. H., Shaw, J., Bailey, D., Chan, M. K., Armbruster, D., & Adeli, K. (2013). Complex biological pattern of fertility hormones in children and adolescents: A study of healthy children from the CALIPER cohort and establishment of pediatric reference intervals. *Clinical Chemistry*, 59(8), 1215–1227.
- Korpel, P. O., Varkevisser, T., Hoppenbrouwers, S. S., Van Honk, J., & Geuze, E. (2019). The predictive value of early-life trauma, psychopathy, and the testosterone-cortisol ratio for impulsive aggression problems in veterans. *Chronic Stress*, 3, 2470547019871901.
- Little, T. D. (2013). *Longitudinal structural equation modeling*. Guilford Press.
- Little, T. D., Lang, K. M., Wu, W., & Rhemtulla, M. (2016). Missing data. In D. Cicchetti (Ed.), *Developmental psychopathology: Vol. 1. Theory and method* (3rd ed., pp. 760–796). Wiley.
- Lozano-Blasco, R., Cortés-Pascual, A., & Latorre-Martínez, M. P. (2020). Being a cybervictim and a cyberbully-The duality of cyberbullying: A meta-analysis. *Computers in Human Behavior*, 111, 106444. <https://doi.org/10.1016/j.chb.2020.106444>
- Manigault, A. W., Zoccola, P. M., Hamilton, K., & Wymbs, B. T. (2019). Testosterone to cortisol ratio and aggression toward one's partner: Evidence for moderation by provocation. *Psychoneuroendocrinology*, 103, 130–136. <https://doi.org/10.1016/j.psyneuen.2019.01.018>
- Mehta, P. H., & Josephs, R. A. (2010). Testosterone and cortisol jointly regulate dominance: Evidence for a dual-hormone hypothesis. *Hormones and Behavior*, 58(5), 898–906. <https://doi.org/10.1016/j.yhbeh.2010.08.020>
- Mehta, P. H., & Prasad, S. (2015). The dual-hormone hypothesis: A brief review and future research agenda. *Current Opinion in Behavioral Sciences*, 3, 163–168. <https://doi.org/10.1016/j.cobeha.2015.04.008>
- Menesini, E., Nocentini, A., Palladino, B. E., Frisén, A., Berne, S., Ortega-Ruiz, R., Calmaestra, J., Scheithauer, H., Schultze-Krumbholz, A., Luik, P., Naruskov, K., Blaya, C., Berthaud, J., & Smith, P. K. (2012). Cyberbullying definition among adolescents: A comparison across six European countries. *Cyberpsychology, Behavior, and Social Networking*, 15(9), 455–463.
- Modecki, K. L., Minchin, J., Harbaugh, A. G., Guerra, N. G., & Runions, K. C. (2014). Bullying prevalence across contexts: A meta-analysis measuring cyber and traditional bullying. *Journal of Adolescent Health*, 55(5), 602–611. <https://doi.org/10.1016/j.jadohealth.2014.06.007>
- Moore, S. E., Norman, R. E., Suetani, S., Thomas, H. J., Sly, P. D., & Scott, J. G. (2017). Consequences of bullying victimization in childhood and adolescence: A systematic review and meta-analysis. *World Journal of Psychiatry*, 7(1), 60. <https://doi.org/10.5498/wjp.v7.i1.60>
- Morea, A., & Calvete, E. (2022). Understanding the perpetuation of cyberbullying victimization in adolescents: The role of executive functions. *Research on Child and Adolescent Psychopathology*, 50(10), 1–13. <https://doi.org/10.1007/s10802-022-00926-0>
- Olweus, D. (2013). School bullying: Development and some important challenges. *Annual Review of Clinical Psychology*, 9(1), 751–780.
- Platje, E., Jansen, L. M. C., Raine, A., Branje, S. J. T., Doreleijers, T. A. H., de Vries-Bouw, M., Popma, A., van Lier, P. A. C., Koot, H. M., Meeus, W. H. J., & Vermeiren, R. R. J. M. (2013). Longitudinal associations in adolescence between cortisol and persistent aggressive or rule-breaking behavior. *Biological Psychology*, 93(1), 132–137. <https://doi.org/10.1016/j.biopsycho.2013.01.002>
- Platje, E., Popma, A., Vermeiren, R. R. J. M., Doreleijers, T. A. H., Meeus, W. H. J., van Lier, P. A. C., Koot, H. M., Branje, S. J. T., & Jansen, L. M. C. (2015). Testosterone and cortisol in relation to aggression in a non-clinical sample of boys and girls. *Aggressive Behavior*, 41(5), 478–487.
- Pozzoli, T., & Gini, G. (2021). Longitudinal relations between students' social status and their roles in bullying: The mediating role of self-perceived social status. *Journal of School Violence*, 20(1), 76–88. <https://doi.org/10.1080/15388220.2020.1850462>
- Prinstein, M. J., Boergers, J., & Vernberg, E. M. (2001). Overt and relational aggression in adolescents: Social-psychological adjustment of aggressors and victims. *Journal of Clinical Child and Adolescent Psychology*, 30(4), 479–491. https://doi.org/10.1207/S15374424JCCP3004_05
- Royuela-Colomer, E., Calvete, E., Gómez-Guadix, M., & Orue, I. (2018). The protective role of dispositional mindfulness against the perpetuation of cyberbullying victimization and perpetration among adolescents. *Cyberpsychology, Behavior, and Social Networking*, 21(11), 703–710. <https://doi.org/10.1089/cyber.2017.0685>
- Rubin, D. B. (1987). The calculation of posterior distributions by data augmentation: Comment: A noniterative sampling/importance resampling alternative to the data augmentation algorithm for creating a few imputations when fractions of missing information are modest: The SIR algorithm. *Journal of the American Statistical Association*, 82(398), 543–546.
- Rudolph, K. D., Troop-Gordon, W., & Granger, D. A. (2010). Peer victimization and aggression: Moderation by individual differences in salivary cortisol and alpha-amylase. *Journal of Abnormal Child Psychology*, 38(6), 843–856.
- Schafer, J. L. (1997). *Analysis of incomplete multivariate data*. Chapman Hall/CRC.
- Shields, A. N., Brandes, C. M., Reardon, K. W., España, R. A., & Tackett, J. L. (2021). Do testosterone and cortisol jointly relate to adolescent dominance? A pre-registered multi-method interrogation of the dual-hormone

- hypothesis. *Adaptive Human Behavior and Physiology*, 7(2), 183–208. <https://doi.org/10.1007/s40750-021-00167-3>
- Solberg, M. E., & Olweus, D.** (2003). Prevalence estimation of school bullying with the Olweus Bully/Victim Questionnaire. *Aggressive Behavior*, 29(3), 239–268. <https://doi.org/10.1002/ab.10047>
- Sollberger, S., & Ehlert, U.** (2016). How to use and interpret hormone ratios. *Psychoneuroendocrinology*, 63, 385–397.
- Sticca, F., & Perren, S.** (2013). Is cyberbullying worse than traditional bullying? Examining the differential roles of medium, publicity, and anonymity for the perceived severity of bullying. *Journal of Youth and Adolescence*, 42(5), 739–750. <https://doi.org/10.1007/s10964-012-9867-3>
- Susman, E. J., Peckins, M. K., Bowes, J. L., & Dorn, L. D.** (2017). Longitudinal synergies between cortisol reactivity and diurnal testosterone and antisocial behavior in young adolescents. *Development and Psychopathology*, 29(4), 1353–1369. <https://doi.org/10.1017/S0954579416001334>
- Terburg, D., Morgan, B., & van Honk, J.** (2009). The testosterone-cortisol ratio: A hormonal marker for proneness to social aggression. *International Journal of Law and Psychiatry*, 32(4), 216–223. <https://doi.org/10.1016/j.ijlp.2009.04.008>
- Troop-Gordon, W., Gordon, R., Schwandt, B., Horvath, G., Ewing Lee, E., & Visconti, K.** (2019). Allocation of attention to scenes of peer harassment: Visual-cognitive moderators of the link between peer victimization and aggression. *Development and Psychopathology*, 31(2), 525–540. <https://doi.org/10.1017/S0954579418000068>
- Waasdorp, T. E., & Bradshaw, C. P.** (2015). The overlap between cyberbullying and traditional bullying. *Journal of Adolescent Health*, 56(5), 483–488. <https://doi.org/10.1016/j.jadohealth.2014.12.002>
- Wachs, S., & Wright, M. F.** (2019). The moderation of online disinhibition and sex on the relationship between online hate victimization and perpetration. *Cyberpsychology, Behavior, and Social Networking*, 22(5), 300–306. <https://doi.org/10.1089/cyber.2018.0551>
- Walters, G. D.** (2021). School-age bullying victimization and perpetration: A meta-analysis of prospective studies and research. *Trauma, Violence, & Abuse*, 22(5), 1129–1139. <https://doi.org/10.1177/1524838020906>
- Walters, G. D., & Espelage, D. L.** (2018). From victim to victimizer: Hostility, anger, and depression as mediators of the bullying victimization-bullying perpetration association. *Journal of School Psychology*, 68, 73–83. <https://doi.org/10.1016/j.jsp.2017.12.003>
- Yildirim, B. O., & Derksen, J. J.** (2012). A review on the relationship between testosterone and life-course persistent antisocial behavior. *Psychiatry Research*, 200(2-3), 984–1010.
- Zsila, Á., Urbán, R., Griffiths, M. D., & Demetrovics, Z.** (2019). Gender differences in the association between cyberbullying victimization and perpetration: The role of anger rumination and traditional bullying experiences. *International Journal of Mental Health and Addiction*, 17(5), 1252–1267. <https://doi.org/10.1007/s11469-018-9893-9>