




# Relationship between perception of emotional home atmosphere and fruit and vegetable consumption in European adolescents: results from the I.Family survey

Hadil A Ghazy Elsayed<sup>1</sup>, Lauren Lissner<sup>1</sup>, Kirsten Mehlig<sup>1</sup> , Barbara Franziska Thumann<sup>2,8</sup>, Antje Hebestreit<sup>2</sup>, Valeria Pala<sup>3</sup>, Toomas Veidebaum<sup>4</sup>, Tonia Solea<sup>5</sup>, Luis Moreno<sup>6</sup>, Dénes Molnár<sup>7</sup>, Ratih Wirapuspita Wisnuwardani<sup>8</sup>, Fabio Lauria<sup>9</sup> and Monica Hunsberger<sup>1,\*</sup>, on behalf of the IDEFICS and I.Family consortia

<sup>1</sup>Section for Epidemiology and Social Medicine (EPSO), The Sahlgrenska Academy, University of Gothenburg, Box 453, Gothenburg SE-405 30, Sweden: <sup>2</sup>Leibniz-Institute for Prevention Research and Epidemiology – BIPS, Bremen, Germany: <sup>3</sup>Department of Research, Fondazione IRCCS Istituto Nazionale dei Tumori, Milan, Italy: <sup>4</sup>National Institute for Health Development, Tallinn, Estonia: <sup>5</sup>Research and Education Institute of Child Health, Strovolos, Cyprus: <sup>6</sup>GENUD (Growth, Exercise, NUtrition and Development) Research Group, Faculty of Health Sciences, University of Zaragoza, Zaragoza, Spain: <sup>7</sup>Department of Pediatrics, University of Pécs, Pécs, Hungary: <sup>8</sup>Department of Public Health, Ghent University, Ghent, Belgium: <sup>9</sup>Institute of Food Sciences – CNR, Avellino, Italy

Submitted 13 September 2018: Final revision received 16 April 2019: Accepted 14 May 2019: First published online 13 August 2019

## Abstract

**Objective:** Consumption of fruits and vegetables (F&V) among adolescents falls below recommendations in many Western countries. The impact of social and emotional aspects of family life on adolescent dietary behaviour may contribute to this, yet remains under-investigated. The present study examines the association between adolescents' perceptions of emotional home atmosphere (EHA) and their F&V consumption frequency.

**Design:** An FFQ was used to assess F&V consumption frequency. EHA was assessed by an eight-item measure with three subscales: perceived home warmth, strictness and relational tension. EHA subscales were used as binary variables: a score equal to or above the median value was considered as a higher perception, while a score below the median was considered as a lower perception of the EHA in question. Country differences in meeting the European 5-a-day recommendations were described. Further, the association between EHA and F&V consumption frequency was investigated using multiple linear regression.

**Setting:** Regional examination centres in eight European countries.

**Participants:** Adolescents (*n* 3196) aged 12–18 years.

**Results:** The mean F&V consumption frequency was 3.27 (SD 2.84) times/d. Only 16.1% of boys and 18% of girls in our study sample met the recommendation of five F&V daily. After controlling for age, sex, education level of the parents and country of origin, perceived home warmth was associated with a 16 (95% CI 9, 22)% higher F&V consumption frequency ( $P < 0.001$ ).

**Conclusions:** F&V consumption frequency was suboptimal in the survey areas. Interventions targeting perceived warmth as a component of EHA could potentially have a positive effect on adolescents' dietary behaviour.

## Keywords

Adolescents  
Fruits and vegetables  
Emotional home atmosphere  
Socio-emotional  
Family

The period of adolescence is of particular public health interest due to its psychobiological features<sup>(1)</sup> as well as the impact of practices adopted during adolescence on a number of adult outcomes including future dietary

practices<sup>(2–4)</sup>. Adolescents' diet quality has been a concern in different regions across the globe<sup>(5–9)</sup>. A recent population-based study reported that diet quality among adolescents was the worst compared with other age groups<sup>(10)</sup>.

\*Corresponding author: Email monica.hunsberger@gu.se

Fruit and vegetable (F&V) consumption is protective against some diseases, is associated with more favourable body weight<sup>(11–14)</sup> and is considered one of the markers of a healthy lifestyle<sup>(15)</sup>. However, epidemiological evidence from different countries suggests that F&V intake during adolescence is often inadequate<sup>(7,9,16–18)</sup>.

A number of factors besides accessibility are associated with adolescent diet adequacy<sup>(8)</sup> including individual, social and family factors<sup>(19–22)</sup>. Families are considered an important frame of reference for dietary choices<sup>(23)</sup>. Eating attitude, as assessed along a continuum of disturbed eating, has been reported to be related to female adolescents' perception of emotional family closeness<sup>(24)</sup>, while family support was found to be directly related to F&V intake among African-American teenagers<sup>(25)</sup>.

There are concerns that family function has not been well researched in relation to youth health behaviours and weight status<sup>(26)</sup>. Most of the research in this area focuses on the home 'food environment'<sup>(27)</sup> or on the prototypes of parenting<sup>(28)</sup>. Parenting styles have been described in a number of different ways<sup>(29–32)</sup>. One of the earlier and frequently cited parenting typologies in the literature is the Baumrind model, which based the parenting style classification on three dimensions: (i) parental control and demands; (ii) parent child communication; and (iii) nurturance as expressed by affection and involvement<sup>(31,32)</sup>. Parenting styles have been related to a number of important outcomes in adolescents' lives such as physical activity, body weight and alcohol drinking behaviour<sup>(33–35)</sup>. However, the relationship between parenting styles and F&V consumption remains inconclusive<sup>(28,36)</sup>.

Parenting styles involve the assessment of different aspects of family life. Although the emotional home atmosphere (EHA) can be considered a meaningful context for all family interactions, little is known about how it relates to dietary practices. This seems to be a knowledge gap given that EHA has been related to a number of important health issues, such as metabolic outcomes and neuropsychiatric disorders<sup>(37,38)</sup>. Some studies pointed to the association between 'home food environment' and dietary intake<sup>(39,40)</sup> but to the best of our knowledge the association between EHA and dietary practices has not been explored. The aim of the present study was to examine the association between adolescents' perceptions of EHA and their usual F&V consumption frequency. We hypothesized that a positive EHA and F&V consumption frequency are positively associated.

## Methods

### Population and data collection

The present study includes participants between the ages of 12 and 18 years from the community-oriented I.Family study in eight participating countries: Belgium, Cyprus, Estonia, Germany, Hungary, Italy, Spain and Sweden.

Each participating country had an ethically approved study centre coordinating cohort recruitment and examinations. Details of the study design and instruments have been previously described in detail<sup>(41)</sup>.

### Exposure variable: emotional home atmosphere

Participating adolescents were asked 'To what extent do the following describe the atmosphere of your home?' The response categories were 'warm/caring', 'encouraging', 'trusting/understanding', 'open', 'strict', 'unjust/unfair', 'quarrelsome' and 'indifferent', with a five-point answering scale ranging from 'not at all' to 'very much so' (0 to 4 points). This measure was used to compose three separate additive subscales as described by Latendresse *et al.*<sup>(35)</sup>:

1. A four-item subscale of perceived warmth ('warm/caring'; 'encouraging'; 'trusting/ understanding'; 'open'). This subscale had minimum of 0 and a maximum of 16 with a Cronbach's  $\alpha$  coefficient of 0.833.
2. A single-item subscale reflecting perceived strictness (i.e. 'strict'). This subscale had a minimum of 0 and a maximum of 4.
3. A three-item subscale of perceived relational tension ('unjust unfair'; 'quarrelsome', 'indifferent'). This subscale had a minimum of 0 and a maximum of 12 with a Cronbach's  $\alpha$  coefficient of 0.613 which, although not optimal, has been previously used in other published research<sup>(35)</sup>.

EHA subscales were then used to create binary variables for each EHA, where participants with a score equal to or above the median value were considered to have a higher perception of the EHA in question whereas those with a score below the median were considered to have a lower perception. The respective medians were 13 for perceived warmth, 2 for strictness and 1 for tension. For further exploration, EHA were also divided into tertiles with cut-offs given by 12 and 14 for perceived warmth; 1 and 2 for perceived strictness; and 1 and 3 for perceived tension.

### Outcome variable: fruit and vegetable intake

Usual consumption frequencies of F&V were assessed using a self-administered, reproducible and validated forty-three-item FFQ<sup>(42)</sup>. Adolescents were asked how often (over the preceding month) they consumed fruits and vegetables. In the FFQ, fruits and vegetables were broken down into six categories: (i) potatoes (cooked not fried); (ii) other cooked vegetables (with provision of local examples); (iii) legumes (e.g. beans, lentils, chickpeas as well as local examples); (iv) raw vegetables (mixes salad, carrot, fennel, cucumber, lettuce, tomatoes as well as local examples); (v) fresh fruits (also as freshly squeezed juice) without sugar; and (vi) fresh fruits (also as freshly squeezed juice) with added sugar. Response categories included: 'never/less than once a week', '1–3 times a week', '4–6 times a week', '1 time per day', '2 times per day', '3 times

per day' and '4 or more times per day'. The responses for consumption of all fruits and all vegetables were summed into a single score representing weekly consumption frequency, which was then divided by 7 to obtain the average daily consumption frequency. The daily consumption frequency of F&V was skewed to the right; therefore, values were log-transformed in order to achieve normality. In order to include observations of zero intake ( $n = 28$ ) in the log-transformed variable, we added the value of the lowest reported frequency of 0.29 times/d to the zero intake. A sensitivity analysis was performed by excluding participants with zero frequency of F&V. Based on the daily F&V intake frequency, a binary variable indicated whether participants met the dietary recommendations of at least five daily intakes of F&V or not.

### Inclusion criteria

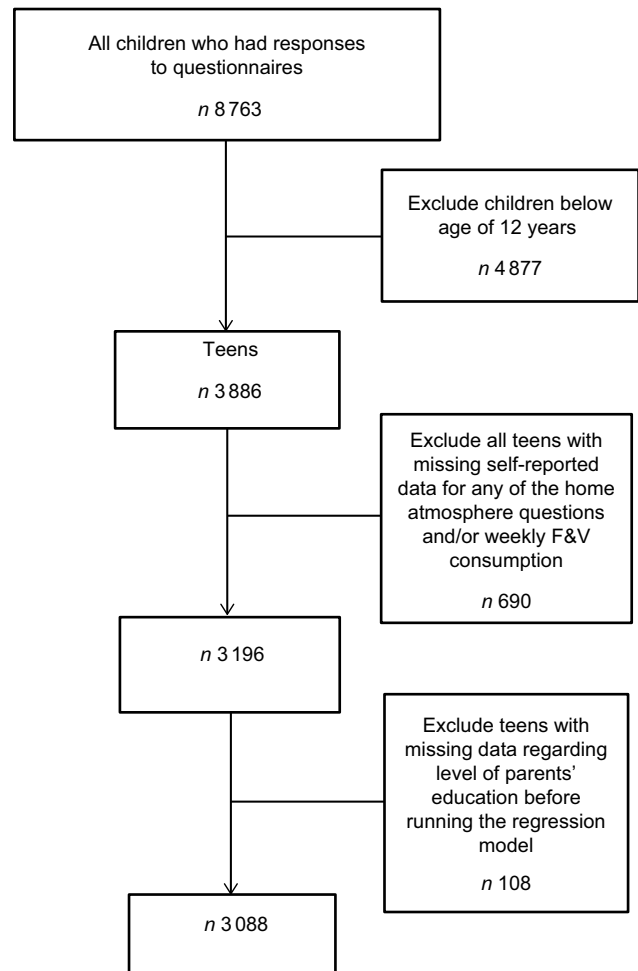
All respondents aged 12 years or more who did not have missing data regarding the exposure or outcome were included; see flowchart (Fig. 1) for more details.

### Covariates

Educational and income levels were self-reported by parents. The highest educational attainment of the parents was standardized according to the International Standard Classification of Education, 2011 (ISCED) and recategorized into two categories: low-medium (ISCED level 0–5) and high (ISCED level 6–8), for cross-country comparisons. The low education category was merged with the medium because it included too few participants for analysis<sup>(43)</sup>. Income level was derived based on country-specific data and was classified into three categories: (i) low, representing families with low and low-to-medium incomes; (ii) medium; and (iii) high, representing families with high and medium-to-high incomes.

### Statistical analysis

Descriptive analyses compared F&V consumption frequency and participant characteristics by survey country. Multiple linear regression was used to investigate the association between F&V consumption frequency and EHA scores, adjusted for age, sex, parental education and country. Only participants with complete data for age, sex, parental education (as a proxy for socio-economic status) and country were included in the regression models as shown in Fig. 1. Sensitivity analyses were performed where the models were also adjusted for family income level and participants with missing income data ( $n = 554$ ) were excluded. Because F&V consumption was skewed to the right,  $\log(\text{F\&V})$  was used as outcome variable, which provided normally distributed residuals. The results of linear regression of  $\log(\text{F\&V})$  *v.* a predictor  $X$  ( $\log(\text{F\&V}) = a + b \times X$ ) are given in terms of percentage change in F&V consumption frequency per unit of the predictor, % change in mean F&V =  $[\text{F\&V}(X + 1) - \text{F\&V}(X)] / \text{F\&V}(X) \times 100\% = [\exp(b) - 1] \times 100\%$ , where  $\exp(\cdot)$  denotes



**Fig. 1** Inclusion/exclusion of I.Family study participants in the current study sample (F&V, fruit and vegetable)

the inverse of the logarithmic function, i.e.  $\text{F\&V} = \exp(a + b \times X)$ .

In separate models, potential interactions between perceived EHA and country of origin, sex of the adolescent and parental education were tested by including the corresponding product terms in the model. Differences in background variables were investigated for participants with missing values for exposure or outcome. All analyses were performed using the statistical software package IBM SPSS Statistics version 23.

## Results

### Descriptive statistics

The descriptive statistics are presented by country in Table 1. Girls and boys were similarly represented in all countries except Belgium. The total means for EHA scores were respectively 12.78 (SD 2.87) for perceived warmth, 1.45 (SD 1.06) for perceived strictness and 2.11 (SD 2.14) for perceived tension. The overall mean F&V consumption frequency was 3.27 (SD 2.84) times/d. The lowest mean frequency of F&V consumption was observed in the Italian

**Table 1** Characteristics of the study population of adolescents (*n* 3196) aged 12–18 years and distribution of covariates by survey country, I. Family study, 2013/2014

	Survey country								
	ITA	EST	CYP	BEL	SWE	GER	HUN	ESP	Total
Total <i>n</i>	539	482	807	65	236	440	468	159	3196
Male sex (%)	48.6	44.2	51.9	38.5	48.7	47.0	51.9	44.0	48.6
Age (years), mean	13.31	13.75	13.84	13.21	13.44	13.80	13.62	13.45	13.64
SD	0.77	0.57	1.42	0.97	0.91	1.16	0.96	0.67	1.06
Parental education, <i>n</i>	507	476	767	64	234	431	454	155	3088
High (%)	19.7	66.0	58.3	81.3	76.9	38.7	45.8	60.0	50.6
Household income level, <i>n</i>	447	425	641	35	220	318	392	128	2606
Low (%)	62.9	16.5	34.5	8.6	4.5	29.6	22.4	8.6	29.9
Medium (%)	26.4	28.2	40.1	42.9	31.8	47.8	38.8	40.6	35.9
High (%)	10.7	55.3	25.4	48.6	63.6	22.6	38.8	50.8	34.2
EHA: perceived warmth (0–16), mean	12.74	12.25	13.18	13.03	12.80	12.58	12.93	12.38	12.78
SD	3.08	3.07	2.52	2.32	2.66	3.14	2.78	2.78	2.87
EHA: perceived strictness (0–4), mean	0.56	1.57	1.76	1.54	1.42	1.44	1.65	2.04	1.45
SD	0.91	0.99	0.96	1.03	0.94	0.96	1.01	1.14	1.06
EHA: perceived tension (0–12), mean	1.48	2.21	1.98	1.85	2.39	2.61	1.94	3.36	2.11
SD	2.15	2.01	1.99	1.91	2.10	2.37	1.94	2.39	2.14
Daily F&V consumption (times/d), mean	2.93	3.41	3.31	3.33	3.47	3.12	3.13	4.37	3.27
SD	2.59	2.89	2.87	2.40	2.38	2.70	2.92	3.80	2.84
F&V consumption $\geq$ 5 times/d (%)									
Boys	13.0	17.8	15.3	20.0	20.0	14.5	14.0	31.4	16.1
Girls	15.2	21.6	15.5	5.0	23.1	18.0	17.3	27.0	18.0
Total	14.1	19.9	15.4	10.8	21.6	16.4	15.6	28.9	17.1

ITA, Italy; EST, Estonia; CYP, Cyprus; BEL, Belgium; SWE, Sweden; GER, Germany; HUN, Hungary; ESP, Spain; EHA, emotional home atmosphere; F&V, fruit and vegetable.

survey centre, 2.93 (SD 2.59) times/d, and the highest in the Spanish survey centre, 4.37 (SD 3.80) times/d. Overall, only 16.1 and 18.0% of the boys and girls, respectively, consumed F&V five times or more daily. The highest percentage of adolescents meeting the recommendations was seen in the Spanish sample (28.9%) while the lowest percentage was seen in Belgium (10.8%). Mean total F&V consumption frequency was slightly higher among girls (3.31 (SD 2.64) times/d) than boys (3.23 (SD 3.03) times/d; data not shown). Mean total F&V consumption frequency was higher among adolescents whose parents had a higher level of education (3.34 (SD 2.57) times/d) compared with those whose parents had lower education level (3.19 (SD 3.07) times/d). No differences in F&V consumption frequency were observed by family income (data not shown).

Participants with missing data about EHA did not differ significantly from those included in the current analysis with regard to age, sex, BMI Z-score, parental education or family income level. However, there were some significant country differences in missing EHA data. In contrast, participants who had missing data on the outcome variable, i.e. F&V consumption, were significantly different from those included in the following aspects: (i) sex, where males had more missing values than females (12.5 *v.* 9.3%); (ii) mean BMI Z-score of included participants was significantly lower than that of the excluded ones (0.58 *v.* 0.71); and (iii) some country differences, with the highest percentage of missing F&V values in Belgium (22.7%) and the lowest in Hungary (3.0%).

### Modelling emotional home atmosphere and fruit and vegetable intake

Table 2 (model 1) shows that among the EHA subscales, only perceived warmth was significantly associated with mean F&V consumption frequency, whereas no significant associations were observed for perceived strictness or perceived tension. Perceived warmth was associated with a 16 (95% CI 9, 22)% higher value for F&V consumption frequency. In absolute amounts, an independent *t* test showed that the mean daily F&V consumption frequency among adolescents who perceived a higher degree of warmth was 3.5 times/d, *v.* 3.0 times/d for those who did not ( $P < 0.001$ ; data not shown). When based on tertiles of perceived warmth, a 16.5 (95% CI 8.9, 24.7)% higher value for F&V consumption frequency was seen in the highest tertile, and a 9.5 (95% CI 2.3, 17.3)% higher value in the intermediate tertile, compared with the lowest tertile. Girls reported 6.7 (95% CI 1.1, 12.6)% higher F&V consumption than boys, and high parental education was associated with a 10.3 (95% CI 4.2, 16.7)% higher F&V consumption frequency than low–medium parental education, independent of EHA.

Table 2 (models 2–5) shows that a positive association between higher perceived warmth and F&V consumption was observed in both boys and girls and in both education strata, but the interaction effects by perceived warmth and sex or parental education were not significant. Overall, there were no interaction effects between EHA and background variables including country of origin or family

**Table 2** Association of perceived emotional home atmosphere (EHA) with adolescents' fruit and vegetable (F&V) intake, stratified by sex and parental education level, among adolescents (*n* 3088) aged 12–18 years, I.Family study, 2013/2014

Model	Stratum	<i>n</i>	EHA exposure (higher v. lower)	% Change†	95 % CI
1‡	All participants	3080	Warmth	16***	9, 22
			Strictness	2	–4, 8
			Tension	1	–5, 7
2§	Boys	1493	Warmth	14**	5, 24
			Strictness	1	–8, 10
			Tension	2	–7, 11
3§	Girls	1595	Warmth	18***	9, 27
			Strictness	3	–5, 12
			Tension	–1	–9, 8
4	Low–medium parental education	1527	Warmth	12*	3, 22
			Strictness	9	–1, 20
			Tension	–2	–12, 8
5	High parental education	1561	Warmth	20***	11, 29
			Strictness	–4	–11, 4
			Tension	3	–4, 12

\**P* < 0.05, \*\**P* < 0.01, \*\*\**P* < 0.001.

†Percentage change =  $[\exp(b) - 1] \times 100\%$ , where *b* denotes the beta value in the regression equation  $\log(\text{F\&V}) = a + b \times X$ .

‡Model for F&V consumption v. perceived EHA adjusted for age, sex, survey country and parents' education.

§Model adjusted for age, parents' education level (high v. less) and country.

||Model adjusted for age, sex and country.

income (data not shown). Furthermore, sensitivity analyses revealed that the associations shown in Table 2 remained unchanged after adjusting for family income (see online supplementary material, Supplemental Table S1) as well as when excluding participants reporting zero F&V consumption frequency (Supplemental Table S2).

Figure 2 illustrates the mean F&V intake by EHA as higher v. lower perception of warmth for each survey country. In all countries, F&V consumption frequency in adolescents with higher perception of warmth exceeded that of adolescents with lower perception.

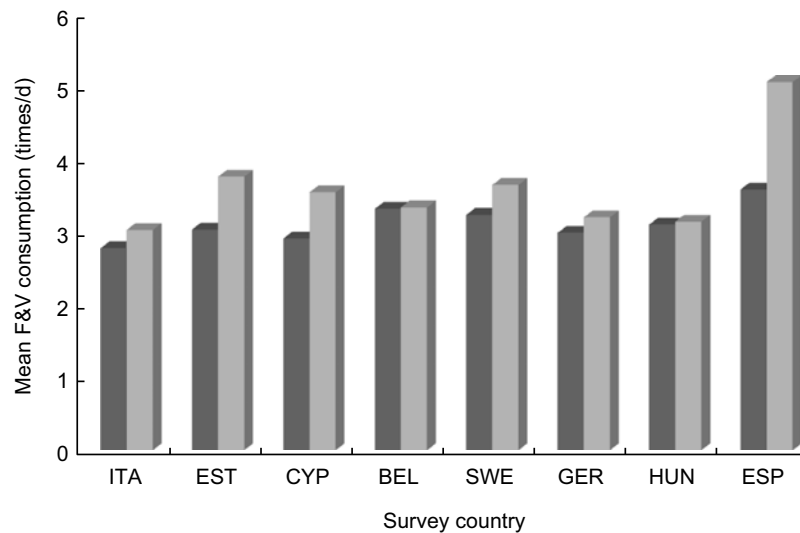
## Discussion

The present study sheds light on the suboptimal consumption frequency of F&V among girls and boys from eight European countries and uniquely describes associations with three subscales of perceived EHA, which, to our knowledge, has not been previously reported.

The majority of participating adolescents did not meet the recommendations for F&V consumption. These findings are consistent with previous dietary studies. In Finland only 32 and 23 % of girls and boys, respectively, reported daily fruit consumption<sup>(18)</sup>, while in England only 21 % of boys and girls consumed five or more servings of F&V daily<sup>(44)</sup>. Results from the HELENA (Healthy Lifestyle in Europe by Nutrition in Adolescence) study indicated that adolescents ate half of the recommended amount of F&V<sup>(45)</sup>. In South-East Asia, more than 75 % of adolescents did not meet dietary requirements for F&V<sup>(17)</sup> while in the Eastern Mediterranean region this percentage increases to over 80 %<sup>(16)</sup>. In light of the widely accepted concept that

adequate F&V consumption has a protective influence against many chronic diseases<sup>(11–13)</sup>, these results suggest there is cause for concern. Our results also demonstrate an overall sex difference in F&V consumption frequency where girls generally had higher consumption frequency than boys. This is in agreement with other European dietary studies<sup>(18,45,46)</sup>. This failure to meet daily F&V intake recommendations can perhaps be viewed in the context of previous empirical findings demonstrating that positive behavioural engagement decreased between the ages of 11 and 15 years (the mean age in our sample is 13.6 years). Moreover this decrease was more pronounced among boys than girls<sup>(47)</sup> in accordance with the present findings.

The cardinal aim of the present work was to investigate the association between perception of a particular EHA and F&V consumption frequency in European adolescents. Our results show that a higher perception of warmth at home was robustly associated with a 16 % increase in F&V consumption frequency, independently of the study covariates. This finding is congruous with some previous empirical findings but given the variety of study designs, direct comparisons are difficult to make. A number of studies pointed out the association between some family-related attributes and F&V consumption, but the family attributes most investigated were concerned with parental modelling and family rules rather than with EHA<sup>(48)</sup>. It was recently reported that higher family functioning was associated with consumption of more F&V servings among adolescent girls<sup>(26)</sup> and that certain positive family characteristics (e.g. high parental encouragement, modelling of healthful eating and frequent family meals) were associated with higher F&V consumption for both sexes<sup>(49)</sup>. In a study



**Fig. 2** Fruit and vegetable (F&V) consumption by perceived emotional home atmosphere (■, no warmth; ▨, warmth) and survey country among adolescents ( $n$  3196) aged 12–18 years, I.Family study, 2013/2014 (ITA, Italy; EST, Estonia; CYP, Cyprus; BEL, Belgium; SWE, Sweden; GER, Germany; HUN, Hungary; ESP, Spain)

population of similar age to ours, van der Horst *et al.* and Libuda *et al.* found that perceived parental involvement, but not strictness, was associated with lower consumption of sugar-sweetened beverages, a proxy for low diet quality<sup>(50,51)</sup>. This is consistent with our findings on F&V consumption frequency, which may be considered a proxy for high diet quality.

However, our findings on perceived strictness and home tension are not consistent with Alsharairi and Somerset<sup>(36)</sup> who found that parental control scores were significantly associated with F&V consumption frequency among girls. This discrepancy might be due to two factors: (i) the difference in age group of the studied populations (Alsharairi and Somerset had younger study participants aged 4–9 years); and (ii) the method of assessment of the exposure variable (whereas they used parent-reported data, our scores are constructed using information obtained first hand from the adolescents themselves). There has been evidence that children's and/or adolescents' reports of exposures are more related to behavioural outcomes than parental reports<sup>(35,52)</sup>. In another study with adolescent participants from both Belgium and Italy, it was reported that a high level of family food rules in terms of both restriction and obligation was associated with increased frequency of F&V consumption<sup>(46)</sup>, which may imply that higher levels of strictness are associated with increased frequency of F&V consumption. However, it must be noted that our sample is much more culturally diverse than theirs and that their assessment of F&V consumption frequency was rather crude by their own accord.

The association between warmth and F&V consumption frequency was independent of age, sex, country and socio-economic status while strictness had no relationship to F&V consumption frequency. This may be explained by the tendency of adolescents within intact stable families to

demonstrate less risky behaviours in general, as recently reported by a study conducted in Hong Kong<sup>(53)</sup>. Likewise, it has previously been demonstrated that adolescent perception of parental warmth is associated with increased likelihood of 'engagement in positive behaviour'<sup>(47)</sup>. In light of these findings we should perhaps consider that, at least in the age group in question, warmth is a more important correlate of dietary behaviour than strictness and parental control. It is worth noting that the association between warmth and the frequency of F&V consumption was more pronounced among the females, which can perhaps be explained by recent findings demonstrating that health behaviours were more related to family conditions among adolescent females than among males<sup>(54)</sup>. Our results also suggest that the effect of warmth was more pronounced among adolescents whose parents are highly educated, which might be related to highly educated parents being more likely to understand the importance of F&V consumption and thus more likely to make them available at home.

Our findings may explain some inconsistencies in the evidence regarding the effect of parenting styles on F&V consumption frequency<sup>(28,36)</sup>. In assessing parenting styles, researchers usually use specific indices or instruments designed to capture the prototypic patterns of parenting<sup>(31,55)</sup>; thus investigating many family variables simultaneously. However, it might be the case that not all indices used to assess parenting have an impact on adolescent dietary behaviour or at least that different indices have different impacts. Consequently, investigating elements of the family life individually to explore their unique association with dietary habits may be more informative. The present work represents a step in this direction.

Although the magnitude of the association between perceived warmth and F&V consumption frequency might be



considered small, it was robust in adjusted models and remained statistically significant. We have shown that the majority of the studied adolescents did not meet the general European recommendations for F&V consumption frequency. This applies to all countries and to both sexes. As such, a 16% higher consumption is not a trivial effect. Family variables related to parenting style and EHA are modifiable and it is therefore possible to make them targets for intervention. In fact, the positive effects of interventions targeting parenting on children's as well as parents' behaviours have already been reported<sup>(56,57)</sup>. Moreover, as EHA has already been found to be related to a number of other important health issues, such as metabolic outcomes and neuropsychiatric disorders<sup>(37,38)</sup>, it may be assumed that the emotional home environment is a pivotal intervention platform and if tackled appropriately would lead to significant improvement in a range of health as well as behavioural outcomes. Increasing F&V consumption would have multiple health and societal benefits<sup>(58)</sup>. Furthermore, increasing F&V intake in place of other lower-quality food items is an important measure to reduce the burden of obesity which is one of the current priorities of public health<sup>(59)</sup>.

### **Strengths and limitations**

The present work contributes to the literature in at least two important ways. First, it expands the knowledge about adolescent F&V consumption frequency as an indicator of overall diet quality in a culturally diverse population; and second, it approaches the association between family life and dietary behaviour from a novel perspective where we consider family life to consist of a number of different facets that can potentially have diverse relationships with adolescent dietary behaviour rather than addressing the dimensions of parenting style as indivisible entities. To the best of our knowledge, there has not been any research to date that focused on EHA as a correlate of F&V consumption frequency among adolescents. We also have the advantage of a large sample size in which both sexes are similarly represented. Furthermore, EHA was adolescent-perceived rather than parent-reported, which is considered a better indicator of behavioural and health-related outcomes among adolescent populations<sup>(35,52)</sup>. Moreover, the comparability of methods across the study centres<sup>(41)</sup> overcomes earlier misgivings about standardization of food consumption methods in cross-country food studies<sup>(60)</sup>.

Still as a matter of course, the present study has its limitations. Due to the sampling design adopted in the I.Family study, our results cannot be assumed to be representative of the countries investigated, which means that we cannot generalize the observed country differences. However, one should bear in mind that country-specific family atmosphere characteristics are potential confounding factors and in this context country differences are reported for the purpose of completeness. Moreover, there might be other correlates of F&V consumption that were not

addressed in the present work, for example individual characteristics (e.g. preferences) or environmental characteristics (e.g. availability). However, as our findings were consistent across the socio-economic spectrums as well as in both sexes, it might be inferred that the influence of home environment is relevant independent of personal and environmental characteristics. Furthermore, no causalities can be inferred as the design of the study is cross-sectional. Fruit and vegetable consumption frequencies were not analysed separately but as a combined proxy for health-related diet quality, as has been done in other studies<sup>(28,36)</sup>. Another limitation where F&V consumption is concerned is that no inference can be made to quantities because the FFQ used in the survey did not specifically describe a serving size. Finally, teenagers' reports of their food intake may be inaccurate and subject to systematic errors. However, it may be relevant to note that early evidence from this cohort indicates that FFQ filled out by parents gave reproducible estimates of food consumption<sup>(42)</sup>. In this context we cannot rule out the possibility that reports of F&V consumption frequency may have been biased due to social desirability. Many of the adolescents had been exposed to an earlier intervention programme that stressed the advantages of F&V consumption in 2008/2009 and then completed questionnaires included in the present study in 2013/2014<sup>(41)</sup>. Social desirability has been known to account for some of the variance in dietary reports<sup>(61)</sup>. Thus, it might be the case that the true numbers of adolescents not meeting the general recommendations are larger than we report here.

### **Conclusion and implications**

Our findings show that the adolescents' consumption of F&V was suboptimal and even more so among adolescents from households with less perception of warmth. Interventions targeting the perceived warmth could thus potentially have a positive effect on adolescents' F&V consumption which in turn would be a public health achievement. We recommend more in-depth exploration of the association between F&V intake and perceived EHA in future research; in particular, mechanisms for positively influencing the home environment which could be of public health value in diverse socio-economic environments.

### **Acknowledgements**

*Acknowledgements:* The authors would like to thank all the families who participated in the I.Family study and whose contribution made the present paper possible. *Financial support:* This work was done as part of the I.Family study (<http://www.ifamilystudy.eu/>). The authors gratefully acknowledge the financial support of the European Community within the Seventh RTD Framework

Programme Commission No. 266044. They also acknowledge the funding support provided in Sweden from the following: Forte EpiLife Center (grant number 2006-1506), FORTE (grant number 2014-1994) and EpiLife Teens funded by VR, Forte, Vinnova, Formas (grant number 259-2012-38). The funders had no role in the design, analysis or writing of this article. *Conflict of interest:* None to declare. *Authorship:* H.A.G.E. analysed the data and prepared the manuscript; L.L., K.M. and M.H. supervised and assisted in data interpretation and commented on the manuscript at all stages; all co-authors L.L., K.M., M.H., B.F.T., V.P., A.H., T.V., T.S., L.M., D.M., R.W.W. and F.L. made substantial contributions to the conception or design of the work, or the acquisition of the data from the participating study centres; all co-authors have assisted in critically revising the work, and all co-authors have approved the final version. *Ethics of human subject participation:* Institutional and governmental regulations concerning the ethical use of human volunteers were followed during this research and the I.Family study passed the ethics review process of the Seventh Framework Programme (FP7) of the European Commission. Ethical approval was obtained from the relevant local or national ethics committees by each of the eight study centres, namely from the Ethics Committee of the University Hospital Ghent (Belgium), the National Bioethics Committee of Cyprus (Cyprus), the Tallinn Medical Research Ethics Committee of the National Institutes for Health Development (Estonia), the Ethics Committee of the University of Bremen (Germany), the Scientific and Research Ethics Committee of the Medical Research Council Budapest (Hungary), the Ethics Committee of the Health Office Avellino (Italy), the Ethics Committee for Clinical Research of Aragon (Spain), and the Regional Ethical Review Board of Gothenburg (Sweden). All parents or legal guardians of the participating children gave written informed consent to data collection, examinations, collection of samples, and subsequent analysis and storage of personal data and collected samples. Additionally, children 12 years or older gave simplified written consent. Study participants and their parents/legal guardians could consent to single components of the study while abstaining from others. All procedures were approved by the above-mentioned ethics committees.

### Supplementary material

To view supplementary material for this article, please visit <https://doi.org/10.1017/S1368980019002234>.

### References

1. Spear LP (2008) The psychobiology of adolescence. In *Authoritative Communities: The Scientific Case for Nurturing the Child*, pp. 265–275 [KK Kline, editor]. New York: Springer.
2. Stroebe MA, Nigh P, Carter MI *et al.* (2015) Physical activity-associated bone loading during adolescence and young adulthood is positively associated with adult bone mineral density in men. *Am J Mens Health* **9**, 442–450.
3. Ford CA, Nonnemaker JM & Wirth KE (2008) The influence of adolescent body mass index, physical activity, and tobacco use on blood pressure and cholesterol in young adulthood. *J Adolesc Health* **43**, 576–583.
4. Devine CM, Connors M, Bisogni CA *et al.* (1998) Life-course influences on fruit and vegetable trajectories: qualitative analysis of food choices. *J Nutr Educ* **30**, 361–370.
5. Woodruff SJ, Hanning RM, Lambraki I *et al.* (2008) Healthy Eating Index-C is compromised among adolescents with body weight concerns, weight loss dieting, and meal skipping. *Body Image* **5**, 404–408.
6. Al-Faris NA, Al-Tamimi JZ, Al-Jobair MO *et al.* (2015) Trends of fast food consumption among adolescent and young adult Saudi girls living in Riyadh. *Food Nutr Res* **59**, 26488.
7. Ilesanmi O (2014) Determinants of fruit consumption among in-school adolescents in Ibadan, South West Nigeria. *Eur J Nutr Food Saf* **4**, 100–109.
8. Kaganov B, Caroli M, Mazur A *et al.* (2015) Suboptimal micronutrient intake among children in Europe. *Nutrients* **7**, 3524–3535.
9. Moore LL, Singer MR, Qureshi MM *et al.* (2012) Food group intake and micronutrient adequacy in adolescent girls. *Nutrients* **4**, 1692–1708.
10. Andrade SC, Previdelli AN, Cesar CL *et al.* (2016) Trends in diet quality among adolescents, adults and older adults: a population-based study. *Prev Med Rep* **4**, 391–396.
11. Benetou V, Orfanos P, Ligiou P *et al.* (2008) Vegetables and fruits in relation to cancer risk: evidence from the Greek EPIC cohort study. *Cancer Epidemiol Biomarkers Prev* **17**, 387–392.
12. Shi L, Krupp D & Remer T (2014) Salt, fruit and vegetable consumption and blood pressure development: a longitudinal investigation in healthy children. *Br J Nutr* **111**, 662–671.
13. Kunzmann AT, Coleman HG, Huang WY *et al.* (2016) Fruit and vegetable intakes and risk of colorectal cancer and incident and recurrent adenomas in the PLCO cancer screening trial. *Int J Cancer* **138**, 1851–1861.
14. Järvi A, Karlström B, Vessby B *et al.* (2016) Increased intake of fruits and vegetables in overweight subjects: effects on body weight, body composition, metabolic risk factors and dietary intake. *Br J Nutr* **115**, 1760–1768.
15. Adams ML, Katz DL & Shenson D (2016) A healthy lifestyle composite measure: significance and potential uses. *Prev Med* **84**, 41–47.
16. Al Ani MF, Al Subhi LK & Bose S (2016) Consumption of fruits and vegetables among adolescents: a multi-national comparison of eleven countries in the Eastern Mediterranean Region. *Br J Nutr* **115**, 1092–1099.
17. Peltzer K & Pengpid S (2012) Fruits and vegetables consumption and associated factors among in-school adolescents in five Southeast Asian countries. *Int J Environ Res Public Health* **9**, 3575–3587.
18. Hoppu U, Lehtisalo J, Tapanainen H *et al.* (2010) Dietary habits and nutrient intake of Finnish adolescents. *Public Health Nutr* **13**, 965–972.
19. Larson N, Laska MN, Story M *et al.* (2012) Predictors of fruit and vegetable intake in young adulthood. *J Acad Nutr Diet* **112**, 1216–1222.
20. Gebremariam MK, Henjum S, Terragni L *et al.* (2016) Correlates of fruit, vegetable, soft drink, and snack intake among adolescents: the ESSENS study. *Food Nutr Res* **60**, 32512.
21. Lotrean LM & Tutui I (2015) Individual and familial factors associated with fruit and vegetable intake among 11- to





- 14-year-old Romanian school children. *Health Soc Care Community* **23**, 541–549.
22. Evans A, Dowda M, Saunders R *et al.* (2009) The relationship between the food environment and fruit and vegetable intake of adolescents living in residential children's homes. *Health Educ Res* **24**, 520–530.
  23. Wethington E & Johnson-Askew WL (2009) Contributions of the life course perspective to research on food decision making. *Ann Behav Med* **38**, Suppl. 1, S74–S80.
  24. Dinsmore B & Stormshak E (2003) Family functioning and eating attitudes and behaviors in at-risk early adolescent girls: the mediating role of intra-personal competencies. *Curr Psychol* **22**, 100–116.
  25. Di Noia J & Byrd-Bredbenner C (2013) Adolescent fruit and vegetable intake: influence of family support and moderation by home availability of relationships with Afrocentric values and taste preferences. *J Acad Nutr Diet* **113**, 803–808.
  26. Berge JM, Wall M, Larson N *et al.* (2013) Family functioning: associations with weight status, eating behaviors, and physical activity in adolescents. *J Adolesc Health* **52**, 351–357.
  27. Ding D, Sallis JF, Norman GJ *et al.* (2012) Community food environment, home food environment, and fruit and vegetable intake of children and adolescents. *J Nutr Educ Behav* **44**, 634–638.
  28. De Bourdeaudhuij I, Te Velde SJ, Maes L *et al.* (2009) General parenting styles are not strongly associated with fruit and vegetable intake and social-environmental correlates among 11-year-old children in four countries in Europe. *Public Health Nutr* **12**, 259–266.
  29. Heberle AE, Briggs-Gowan MJ & Carter AS (2015) A person-oriented approach to identifying parenting styles in mothers of early school-age children. *Infant Child Dev* **24**, 130–156.
  30. McGroder SM (2000) Parenting among low-income, African American single mothers with preschool-age children: patterns, predictors, and developmental correlates. *Child Dev* **71**, 752–771.
  31. Baumrind D (1967) Child care practices anteceding three patterns of preschool behavior. *Genet Psychol Monogr* **75**, 43–88.
  32. Baumrind D (1971) Current patterns of parental authority. *Dev Psychol Monogr* **4**, 1–103.
  33. Jago R, Davison KK, Brockman R *et al.* (2011) Parenting styles, parenting practices, and physical activity in 10- to 11-year olds. *Prev Med* **52**, 44–47.
  34. Fuemmeler BF, Yang C, Costanzo P *et al.* (2012) Parenting styles and body mass index trajectories from adolescence to adulthood. *Health Psychol* **31**, 441–449.
  35. Latendresse SJ, Rose RJ, Viken RJ *et al.* (2009) Parental socialization and adolescents' alcohol use behaviors: predictive disparities in parents' versus adolescents' perceptions of the parenting environment. *J Clin Child Adolesc Psychol* **38**, 232–244.
  36. Alsharairi NA & Somerset SM (2015) Associations between parenting styles and children's fruit and vegetable intake. *Ecol Food Nutr* **54**, 93–113.
  37. Chan M, Miller GE & Chen E (2016) Early life socioeconomic status and metabolic outcomes in adolescents: the role of implicit affect about one's family. *Health Psychol* **35**, 387–396.
  38. Hesse K, Kriston L, Mehl S *et al.* (2015) The vicious cycle of family atmosphere, interpersonal self-concepts, and paranoia in schizophrenia – a longitudinal study. *Schizophr Bull* **41**, 1403–1412.
  39. Goldman RL, Radnitz CL & McGrath RE (2012) The role of family variables in fruit and vegetable consumption in pre-school children. *J Public Health Res* **1**, 143–148.
  40. Amuta AO, Jacobs W, Idoko EE *et al.* (2015) Influence of the home food environment on children's fruit and vegetable consumption: a study of rural low-income families. *Health Promot Pract* **16**, 689–698.
  41. Ahrens W, Siani A, Adan R *et al.* (2016) Cohort profile: the transition from childhood to adolescence in European children-how I.Family extends the IDEFICS cohort. *Int J Epidemiol* **46**, 1394–1395.
  42. Lanfer A, Hebestreit A, Ahrens W *et al.* (2011) Reproducibility of food consumption frequencies derived from the Children's Eating Habits Questionnaire used in the IDEFICS study. *Int J Obes (Lond)* **35**, Suppl. 1, S61–S68.
  43. Institute for Statistics, United Nations Educational Scientific and Cultural Organization (2011) International Standard Classification of Education (ISCED). <http://www.uis.unesco.org/Education/Documents/isced-2011-en.pdf> (accessed April 2017).
  44. The NHS Information Centre (2008) *Health Survey for England 2007. Healthy Lifestyles: Knowledge, Attitudes and Behaviour: Summary of Key Findings*. Leeds: The Health and Social Care Information Centre.
  45. Diethelm K, Jankovic N, Moreno LA *et al.* (2012) Food intake of European adolescents in the light of different food-based dietary guidelines: results of the HELENA (Healthy Lifestyle in Europe by Nutrition in Adolescence) study. *Public Health Nutr* **15**, 386–398.
  46. Verzeletti C, Maes L, Santinello M *et al.* (2010) Food-related family lifestyle associated with fruit and vegetable consumption among young adolescents in Belgium Flanders and the Veneto Region of Italy. *Appetite* **54**, 394–397.
  47. Wang MT, Dishion TJ, Stormshak EA *et al.* (2011) Trajectories of family management practices and early adolescent behavioral outcomes. *Dev Psychol* **47**, 1324–1341.
  48. Pearson N, Biddle SJ & Gorely T (2009) Family correlates of fruit and vegetable consumption in children and adolescents: a systematic review. *Public Health Nutr* **12**, 267–283.
  49. Berge JM, Wall M, Larson N *et al.* (2014) Youth dietary intake and weight status: healthful neighborhood food environments enhance the protective role of supportive family home environments. *Health Place* **26**, 69–77.
  50. van der Horst K, Kremers S, Ferreira I *et al.* (2007) Perceived parenting style and practices and the consumption of sugar-sweetened beverages by adolescents. *Health Educ Res* **22**, 295–304.
  51. Libuda L, Alexy U, Buyken AE *et al.* (2009) Consumption of sugar-sweetened beverages and its association with nutrient intakes and diet quality in German children and adolescents. *Br J Nutr* **101**, 1549–1557.
  52. Kristjansdottir AG, De Bourdeaudhuij I, Klepp KI *et al.* (2009) Children's and parents' perceptions of the determinants of children's fruit and vegetable intake in a low-intake population. *Public Health Nutr* **12**, 1224–1233.
  53. Shek DT & Lin L (2016) What predicts adolescent delinquent behavior in Hong Kong? A longitudinal study of personal and family factors. *Soc Indic Res* **129**, 1291–1318.
  54. Nelson KM, Carey KB, Scott-Sheldon LAJ *et al.* (2017) Gender differences in relations among perceived family characteristics and risky health behaviors in urban adolescents. *Ann Behav Med* **51**, 416–422.
  55. Steinberg L, Elmen JD & Mounts NS (1989) Authoritative parenting, psychosocial maturity, and academic success among adolescents. *Child Dev* **60**, 1424–1436.
  56. Bailey EL, van der Zwan R, Phelan TW *et al.* (2015) Keeping it going: evidence of long-term improvements after implementation of the 1-2-3 magic parenting program. *Child Family Behav Ther* **37**, 303–320.
  57. Antonini TN, Raj SP, Oberjohn KS *et al.* (2014) A pilot randomized trial of an online parenting skills program for pediatric traumatic brain injury: improvements in parenting and child behavior. *Behav Ther* **45**, 455–468.



58. Cecchini M, Sassi F, Lauer JA *et al.* (2010) Tackling of unhealthy diets, physical inactivity, and obesity: health effects and cost-effectiveness. *Lancet* **376**, 1775–1784.
59. Kovács E, Siani A, Konstabel K *et al.* (2014) Adherence to the obesity-related lifestyle intervention targets in the IDEFICS study. *Int J Obes (Lond)* **38**, Suppl. 2, S144–S1451.
60. Lambert J, Agostoni C, Elmadfa I *et al.* (2004) Dietary intake and nutritional status of children and adolescents in Europe. *Br J Nutr* **92**, Suppl. 2, S147–S211.
61. Radnitz C & Todd LE (2016) Social desirability may explain why some caregivers of overweight children report less frequent high calorie food intake. *Eat Behav* **23**, 48–51.