

Detection and Characterization of Transiting Systems with Smaller Exoplanets

Teruyuki Hirano¹, Norio Narita², Akihiko Fukui²,
Roberto Sanchis-Ojeda³, Joshua N. Winn³, Yasushi Suto¹,
and Atsushi Taruya¹

¹Department of Physics, The University of Tokyo, Tokyo 113-0033, Japan
email: hirano@utap.phys.s.u-tokyo.ac.jp

²National Astronomical Observatory of Japan, 2-21-1 Osawa, Mitaka, Tokyo, 181-8588, Japan

³Department of Physics, and Kavli Institute for Astrophysics and Space Research,
Massachusetts Institute of Technology, Cambridge, MA 02139, USA

Abstract. We present our effort to detect and characterize transiting systems with small exoplanets. First we present our on-going project to detect transiting exoplanets around late-type stars. As many authors point out, late-type stars can host potentially habitable rocky planets, whose transits are detectable with 2-meter class telescopes. We aim at detecting (small-sized) transiting exoplanets around M-type stars and are conducting a survey using the Okayama 1.88m telescope. We introduce our campaign at Okayama. Next we discuss the characterization of small-sized exoplanets. We focus on the measurement of the spin-orbit angle, the angle between the stellar spin axis and planetary orbital axis. The spin-orbit relations are of great importance in discussing planetary formations, evolutions, and migrations. To this point, the Rossiter-McLaughlin (RM) effect, an apparent radial velocity anomaly during a planetary transit, has been mainly investigated to measure the projected spin-orbit angles. However, as the size of the transiting planet becomes smaller, the detection of the RM effect becomes challenging because of the small RM signal. We have newly developed a technique to investigate spin-orbit relations for smaller planets by combining Kepler's ultra-precise photometry and spectroscopic measurements. We show that, contrary to planetary systems with close-in giant planets, most of the systems with small-sized planets (including Earth-sized ones) have smaller spin-orbit angles, which implies a different evolutionary history of the planetary systems. We also discuss future prospects on the detection and characterization of smaller transiting exoplanets.

Keywords. techniques: photometric, techniques: spectroscopic, stars: rotation, stars: spots

1. Introduction

Recent dedicated missions with both space and ground-based telescopes have enabled detections of many smaller exoplanets (candidates) including Earth-sized ones. Those missions have revealed that such smaller planets are more abundant in number compared to jovian planets (e.g., Borucki *et al.* 2010), and have a diversity in terms of their orbital elements and internal structures.

We here describe the detection and characterization of smaller exoplanets using ground-based telescopes. For the detection of smaller exoplanets, we introduce our ongoing campaign of transit observations using the Okayama 188 cm telescope. Based on the reanalysis of the archived data of the successful transit survey (i.e., the superWASP survey, Pollacco *et al.* 2006), we attempt to find small-sized planets (down to Earth-sized ones) around cool dwarfs (M-type stars in particular). As for the characterization of small planets, we focus on measurements of the spin-orbit angles, which is tightly related to the evolution history of exoplanetary systems. We point out an important limitation of

Table 1. Specification of Okayama/ISLE

Array	HAWAII 1K × 1K HgCdTe
FOV	4'.3 × 4'.3
Scale	0.245" pix ⁻¹
Filters	<i>J, H, K_s, HK</i>

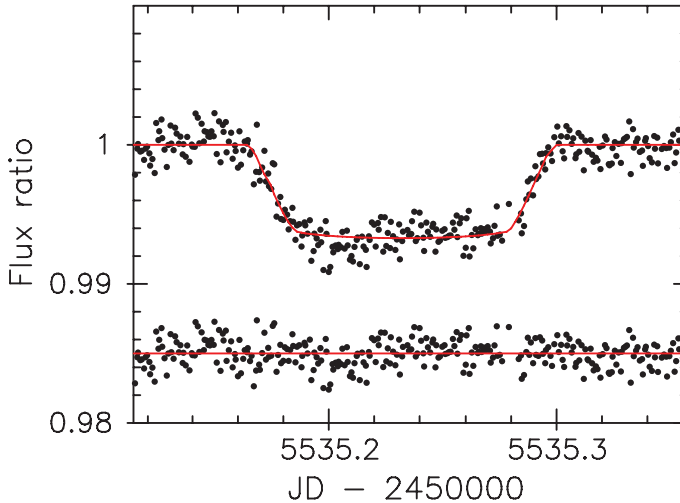


Figure 1. A transit lightcurve taken by OAO/ISLE. The residual of the observed flux from the best-fit model is shown at the bottom.

observing the Rossiter-McLaughlin effect to measure spin-orbit angles, and suggest an alternative method for that purpose using the precise photometry taken by the *Kepler* space telescope.

2. Detection of Smaller Exoplanets

For the detection of smaller (Earth-sized) exoplanets, cool stars are widely believed to be good targets. Specifically, we focus on transiting planets around M dwarfs for the following reasons:

- (a) M dwarfs are small (in terms of radius) and thus transits are likely deeper,
- (b) M dwarfs are less massive, which facilitates radial velocity measurements,
- (c) M dwarfs are the most numerous in the proximity of our solar system,
- (d) M dwarfs are cool and hence the habitable zone is relatively closer to the stars.

One issue in attempting to observe M dwarfs is their faintness in the optical wavelength. In order to achieve a higher signal-to-noise ratio (SNR), the simplest way to go is to observe the M dwarfs in the near infra-red (NIR) region. We here present our effort to discover smaller planets around M dwarfs using the Okayama 188 cm telescope.

In order to achieve a precise photometry specified for transit observations, we exploit the NIR instrument “ISLE” mounted on the 188 cm telescope at Okayama Astrophysical Observatory (OAO). Table 1 summarizes the specification of OAO/ISLE. For ISLE observations, we can employ either the imaging and spectroscopy modes, and achieve the spectral resolution of $R = 300 - 4,000$ for the spectroscopy mode. To maximize the photometric precision and avoid systematics, we make use of the auto-guiding system in taking transit lightcurves and OAO/ISLE has demonstrated that approximately 1 mmag precision could be steadily achieved for stars with $J < 10$ mag. For instance, in Figure 1,

Table 2. Comparison of ground-based photometric precisions in NIR

Telescope (diameter [m])	Instrument	Object	Filter	Photometric precision (60-s binned)
TCST(1.52)	CAIN-II	GJ 436	<i>H</i>	0.56 mmag
CFHT(3.6)	WIRCam	WASP-12	<i>J</i>	0.75 mmag
OA0 (1.88)	ISLE	HAT-P-13	<i>J</i>	1.1 mmag
VLT(8.2)	ISAAC	WASP-4	<i>K_s</i>	1.1 mmag
WHT(4.2)	LIRIS	TrES-3	<i>K</i>	2.0 mmag

we show a transit lightcurve observed by ISLE for HAT-P-13. The exposure time for this case was fixed at 60 sec, and 1.1 mmag precision could be achieved from the analysis of this transit lightcurve. A photometric precision of ~ 1 mmag roughly corresponds to detections of super-Earths around M dwarfs. Comparison of ISLE's photometric precisions with other NIR instruments is summarized in Table 2.

For the 2012B semester, we are given 23 nights at OAO. In order to maximize the telescope's productivity, we adopt the following strategy; we reanalyze the archived data of selected surveys (e.g., the superWASP survey), and pick up candidates for transiting planets by implementing our own periodic analysis of the archived lightcurves specifically for cool dwarfs. Then, the potential candidates are subjected to the transit observations at OAO based on the new transit ephemeris for each target. If any of the targets shows a transit-like event, we move on to follow-up RV measurements with High Dispersion Spectrograph (HDS), followed by the direct imaging by High-Contrast Instrument with Adaptive Optics (HiCIAO) both installed on the Subaru 8.2 m telescope.

To this point, we have attempted to observe more than 20 cool dwarfs, which were picked up by our reanalysis of the superWASP archived data. While we have ruled out most of those stars as false alarms for transit candidates, some stars show flux variations and remain in our candidate list. Due to the bad weather or the small relative radii of potential candidates, however, we have not obtained a robust detection of planetary transits. Those systems will be subjected to further attempts of transit observations and RV follow-up measurements are also scheduled with Subaru/HDS. We hope to present the final results of our campaign somewhere in due course.

3. Characterization of Smaller Exoplanets

The second topic here is the characterization of small planets. Specifically, as a characterization of exoplanetary systems, we have focused on the investigation of "spin-orbit angles". It is widely believed that giant planets are created beyond the "snow line", which is located at a few AU away from the central star. But since the discovery of close-in giant planets (e.g., 51 Pegasi b), planetary migrations have been discussed to account for their close-in orbits (e.g., Lin *et al.* 1996).

The relation between the stellar spin axis and planetary orbital axis is of great importance in the context of planetary migrations in exoplanetary systems (Queloz *et al.* 2000, Winn *et al.* 2005, Ohta *et al.* 2005). This is because different migration processes predict different outcomes for the spin-orbit relation, and hence measurements of spin-orbit angles become an important observational clue to confirm or refute possible hypothesis on planetary migrations. Migrations due to the gravitational interaction between planets and proto-planetary disk are quiescent, and conserve the initial direction of planetary orbital planes (e.g., Lin *et al.* 1996). On the other hand, migrations including a scattering

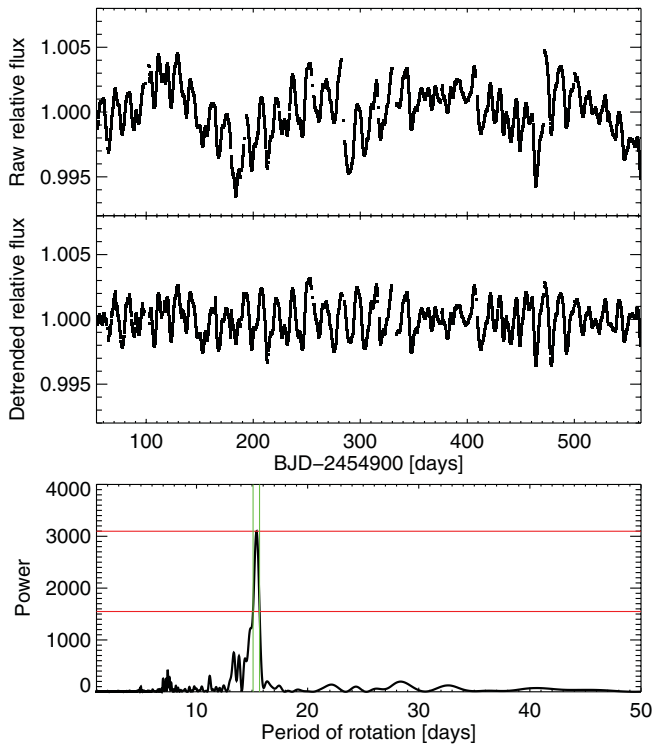


Figure 2. *Top.* - Quarter by quarter mean normalized raw out-of-transit flux of KOI-261 (PDC SAP.FLUX). Includes quarters 0 through 6, except quarter 5 where this target was not observed. *Central.* - Detrended flux of the star. *Bottom.* - Lomb-Scargle periodogram of the detrended flux. The solid vertical lines represent the points where the power is half of the maximum power. The final value is taken to be the mean of these points, and the error to be half of their difference (Hirano *et al.* 2012).

process between multiple planets may dramatically change the direction of the planetary angular momentum and sometimes lead to spin-orbit “misalignments” (e.g., Rasio & Ford 1996, Nagasawa *et al.* 2008). If a planetary orbit becomes highly eccentric due to planet-planet scattering, tidal interaction between the planet and its host star begins to operate around the periastron, and consequently shrink the planetary semi-major axis, thus resulting in close-in giant planets.

So far, measurements of the Rossiter-McLaughlin (RM) effect is the only major method to estimate the spin-orbit angles. The RM effect is a distortion in spectral lines when a portion of the rotating stellar disk is occulted by a transiting planet. This effect was measured for the first time in the system of CoRoT-2b (Bouchy *et al.* 2008). Through the RM effect, we can measure the sky-projected angle between the stellar spin axis and planetary orbital axis, usually denoted by λ . This technique to measure spin-orbit angles has been very successful and more than fifty systems have been investigated to date. However, we should keep in mind that there is an important limitation of the RM measurements; when the size of the planet is smaller (e.g., Earth-sized ones), the detection of the RM effect becomes challenging. This is because the signal of the anomalous radial velocity due to the RM effect is basically proportional to the transit depth (instantaneous loss of light due to transit), and small RM signals for the case of Earth-sized planets are beyond the velocity precision of our current technique.

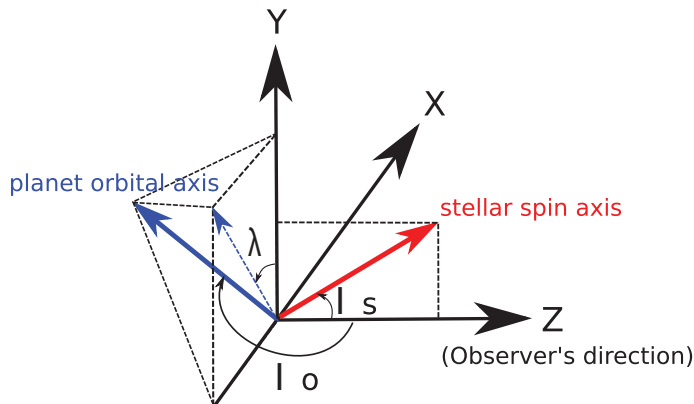


Figure 3. Schematic figure for the spin and orbital axes. In this figure, the $x-y$ plane indicates the sky plane and the z axis points toward us. The planet's orbital axis is indicated by the blue arrow and its projection onto the sky plane is shown by the dashed arrow. The red arrow is the stellar spin axis, which is located in the $y-z$ plane (Hirano *et al.* 2012).

In order to make it possible to measure spin-orbit angles for smaller exoplanets, we focus on the *Kepler* photometry. Thanks to the long-term monitoring with a high precision, we can see periodic flux variations for some active stars mainly caused by rotation of starspots on the stellar surface. In this case, we can infer the rotational period of the star by implementing a periodicity analysis. In Figure 2, we plot a sample lightcurve for KOI-261 and its periodogram at the bottom. The detrended lightcurve show a flux variation of $\sim 0.5\%$, which is most likely caused by starspots. The single strong peak in the periodogram around ~ 15 days is interpreted as the rotational period of the star.

Usually, from a high dispersion spectroscopy, we can estimate the projected rotational velocity $V \sin I_s$ of the star by measuring the width of spectral lines. Also, a measurement of the stellar effective temperature and surface gravity (and metallicity) enables us to estimate the stellar radius given an isochrone model. All of these combined, we can measure the stellar inclination I_s , which is the angle between the line-of-sight and stellar spin axis by the following equation:

$$I_s = \arcsin \left\{ \frac{P_s V \sin I_s}{2\pi R_s} \right\}, \quad (3.1)$$

where P_s is the rotational period of the star estimated from the periodicity analysis of *Kepler*'s lightcurve.

There is a remarkable advantage in obtaining the stellar inclination for a star hosting a transiting planet. Namely, we can put a constraint on the spin-orbit angles; since the orbital inclination of a transiting exoplanet (denoted by I_o in Figure 3) is close to 90° , a small value of I_s implies a spin-orbit misalignment. Although the condition $I_s \sim 90^\circ$ does not necessarily indicates a spin-orbit alignment (e.g., $\lambda \neq 0^\circ$ in Figure 3), the observed distribution of stellar inclinations provides some insight into the dependence of the spin-orbit angles on the planet size, host star's effective temperature, and so on. This method to infer the spin-orbit relation can be applied regardless of the size of the planet, enabling us to discuss spin-orbit alignment/misalignment for smaller exoplanets.

Motivated by the above described advantage to measure stellar inclinations, we spectroscopically observed several systems, which were labeled as Kepler Objects of Interest (KOI). All the systems that we observed showed some flux variations likely caused by

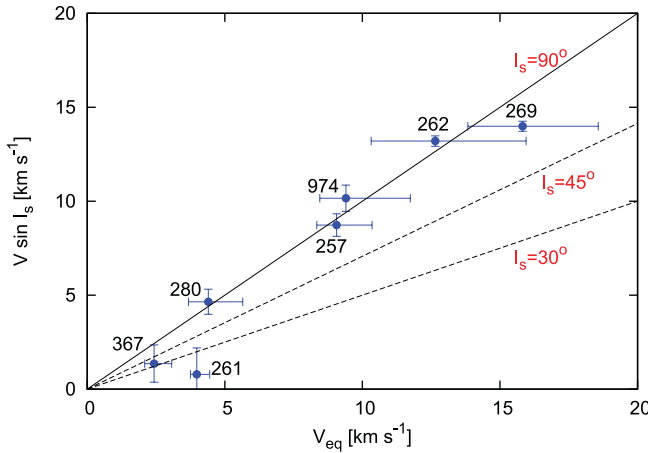


Figure 4. The estimated V_{eq} and $V \sin I_s$. The solid line indicates the case that our line-of-sight is vertical to the stellar spin axis. We also plot the two inclined cases in which $I_s = 45^\circ$ and 30° (Hirano *et al.* 2012).

starspots. Prior to the observation, we analyzed the public lightcurves delivered by the *Kepler* team, and extracted the host stars' rotational periods P_s . The spectroscopic observation was performed with Subaru/HDS and we estimated the atmospheric parameters (e.g., T_{eff} , $\log g$, $[\text{Fe}/\text{H}]$) based on Takeda *et al.* (2002), and the projected rotational velocity $V \sin I_s$ by measuring the line widths. The atmospheric parameters were then converted into the mass, age, and radius of the host star based on the Y^2 isochrone model (Yi *et al.* 2001).

Figure 4 plots thus estimated $V \sin I_s$ as a function of the stellar rotational velocity at the equator $V_{\text{eq}} \equiv 2\pi R_s/P_s$, which was estimated by the combination of the *Kepler* photometry and Subaru spectroscopy. The solid line in the figure denotes $V \sin I_s = V_{\text{eq}}$, which means the stellar inclination is nearly 90° . As the projected rotational velocity $V \sin I_s$ deviates from that solid line, the stellar inclination becomes smaller, suggesting a possible spin-orbit misalignment. Among the seven systems that we observed with Subaru/HDS, one system, KOI-261 shows a significant deviation from $I_s = 90^\circ$, and may possibly have a spin-orbit misalignment. Systems with possible spin-orbit misalignments like KOI-261 are interesting targets for further investigations such as the measurement of the RM effect. We note that all the systems in Figure 4 have Neptune-sized or Earth-sized planet candidates.

References

- Borucki, W. J., *et al.* 2010, *Science*, 327, 977
 Bouchy, F., *et al.* 2008, *A&A*, 482, L25
 Hirano, T., Sanchis-Ojeda, R., Takeda, Y., Narita, N., Winn, J. N., Taruya, A., & Suto, Y. 2012, *ApJ*, 756, 66
 Lin, D. N. C., Bodenheimer, P., & Richardson, D. C. 1996, *Nature*, 380, 606
 Nagasawa, M., Ida, S., & Bessho, T. 2008, *ApJ*, 678, 498
 Ohta, Y., Taruya, A., & Suto, Y. 2005, *ApJ*, 622, 1118
 Pollacco, D. L., *et al.* 2006, *PASP*, 118, 1407
 Queloz, D., Eggenberger, A., Mayor, M., Perrier, C., Beuzit, J. L., Naef, D., Sivan, J. P., & Udry, S. 2000, *A&A*, 359, L13

Rasio, F. A. & Ford, E. B. 1996, *Science*, 274, 954

Takeda, Y., Ohkubo, M., & Sadakane, K. 2002, *PASJ*, 54, 451

Winn, J. N., *et al.* 2005, *ApJ*, 631, 1215

Yi, S., Demarque, P., Kim, Y.-C., Lee, Y.-W., Ree, C. H., Lejeune, T., & Barnes, S. 2001, *ApJS*, 136, 417