

AN X-RAY VIEW OF INTERACTING BINARIES OUTSIDE THE GALAXY

Andrea H. Prestwich¹

RESUMEN

Chandra y XMM-Newton están alterando radicalmente nuestra manera de entender las binarias compactas en galaxias externas, permitiéndonos estudiar detalladamente las fuentes en galaxias del Grupo Local, y también las poblaciones en sistemas más lejanos. En M31 la función de luminosidad de rayos X depende de la población estelar local en el sentido de que las áreas con formación estelar activa poseen mayor cantidad de fuentes de alta luminosidad y una mayor densidad total de fuentes (Kong, Di Stefano, García, & Greiner 2003). Este resultado es también válido para galaxias fuera del Grupo Local; las galaxias con formación estelar violenta tienen funciones de luminosidad de rayos X más planas que las galaxias espirales y las de éstas últimas son, a su vez, más planas que las de las galaxias elípticas. Estos resultados observacionales sugieren que el final de la función de luminosidad de regiones de formación estelar está dominado por binarias de rayos X de masas altas y vidas de corta duración.

En el Ciclo 2 de Chandra hemos comenzado un extenso proyecto para explorar una muestra de 11 galaxias espirales cercanas vistas de frente (<10 Mpc). Encontramos que las fuentes se pueden clasificar de manera aproximada en base a su color en rayos X en los grupos: binarias de rayos X de masa baja, binarias de rayos X de masa alta y fuentes supersuaves. Existe una clase especialmente interesante de fuente cuyos colores en rayos X son más suaves (más rojos) que los de una fuente típica de rayos X de baja masa, pero no llegan al extremo de las fuentes supersuaves. La mayoría son probablemente remanentes de supernovas brillantes en rayos X, pero algunas pueden ser un nuevo tipo de agujero negro acreciente. Finalmente, construimos una función de luminosidad seleccionando solamente aquellas fuentes con colores correspondientes al grupo de binarias de rayos X de masa baja (quitando las fuentes suaves) encontrando que existe una caída o ruptura asociada probablemente con la luminosidad de Eddington de una estrella de neutrones.

ABSTRACT

Chandra and XMM-Newton are revolutionizing our understanding of compact binaries in external galaxies, allowing us to study sources in detail in Local Group Galaxies and study populations in more distant systems. In M31 the X-ray luminosity function depends on the local stellar population in the sense that areas with active star formation have more high luminosity sources, and a higher overall source density (Kong, Di Stefano, Garcia, & Greiner 2003). This result is also true in galaxies outside the Local Group: starburst galaxies have flatter X-ray luminosity functions than do spiral galaxies which are in turn flatter than elliptical galaxies. These observational results suggest that the high end of the luminosity function in star forming regions is dominated by short-lived high mass X-ray binaries.

In Chandra Cycle 2 we started a Large Project to survey a sample of 11 nearby (< 10Mpc) face-on spiral galaxies. We find that sources can be approximately classified on the basis of their X-ray color into low mass X-ray binaries, high mass X-ray binaries and supersoft sources. There is an especially interesting class of source that has X-ray colors softer ("redder") than a typical low mass X-ray binary source, but not so extreme as supersoft sources. Most of these are probably X-ray bright supernova remnants, but some may be a new type of black hole accretor. Finally, when we construct a luminosity function of sources selecting only sources with low mass X-ray binary colors (removing soft sources) we find that there is a dip or break probably associated with the Eddington luminosity for a neutron star.

Key Words: X-RAYS: BINARIES

1. INTRODUCTION

Galaxies contain a multitude of X-ray sources. In the Milky Way and M31 the brightest of these sources are Low Mass X-ray Binaries (LMXB)-

accretion systems where material is transferred via Roche Lobe overflow from a low mass star onto a compact companion (a white dwarf, neutron star or black hole). High Mass X-ray Binary (HMXB) sources, systems powered by Bondi-Hoyle accretion

¹Harvard-Smithsonian Center for Astrophysics

from the stellar winds of a young, high mass star onto a compact object, are seen in star forming regions. Supernova remnants (SNR) are also known to be strong X-ray sources. In this review, I focus studies of binary populations in M31 and in galaxies beyond the Local Group. A recent and very comprehensive overview of this subject can be found in Fabbiano & White (2003).

2. THE X-RAY BINARY LUMINOSITY FUNCTION IN M31 AND BEYOND

M31 is the nearest spiral galaxy to our own, and is similar in size and metallicity to the Milky Way. However, it is possible to observe X-ray sources across the whole galaxy unlike in the Milky Way where obscuration in the galactic plane hides a large fraction of the binary population. It is therefore a key object for population studies, and has been observed extensively with both Chandra and XMM-Newton (e.g. Garcia et al. 2000, Trudolyubov et al. 2002, Kong et al. 2002)

One of the most interesting results to emerge from recent studies is that the X-ray luminosity function (XLF) depends on the local stellar population. Kong, Di Stefano, Garcia, & Greiner (2003) surveyed three fields in the disk of M31. Field 1 was in the SW portion of the disk, and has very little evidence for star formation. Field 2 has many OB associations and optical SNR, suggestive of a young stellar population. Field 3 has a mixture of old and young stellar populations. The slopes of the XLFs in the three areas are $\alpha = 1.7$ for field 1, $\alpha = 1.1$ for field 3, and $\alpha = 0.9$ for field 2. Hence the area with the most active star formation (field 2) has the flattest luminosity function. In addition, field 2 has the highest density of X-ray sources. The region with the most active star formation has relatively more high luminosity sources, and a higher overall source density. This strongly suggests that the X-ray source population is closely tied to recent star formation.

This effect (flatter XLF in regions of star formation) can be understood qualitatively with simple analytical models of binary formation in which X-ray sources are formed with a simple power law distribution in luminosity, and the highest luminosity sources die first (Kilgard et al 2002, Wu 2001, Schwartz et al 2003). The exact shape of the luminosity function depends on whether the star formation is constant or occurs in bursts, but in general as the population ages the luminosity function will steepen, and there will be a break in the LF corresponding to the last major episode of star formation. These simple models are illustrative, but

very limited. Detailed population synthesis models are currently being prepared by Kalogera, Belczynski, Rasio and collaborators (see review by Kalogera in this volume and Belczynski, Kalogera, Zezas, & Fabbiano 2003).

The XLF is intimately related to star formation in galaxies beyond the local group, as well as in M31. In a survey of nearby galaxies Kilgard et al (2002) found that the XLF of starburst galaxies was flatter than the XLF of spirals, which in turn are flatter than ellipticals, In addition, they found that the XLF is correlated with the far infrared luminosity, a good indicator of star formation activity. Colbert et al (2003) found that the combined X-ray luminosity of point sources (L_{XP}) in star forming galaxies is correlated with the UV and FIR luminosity. These observational results suggest that the high end of the XLF in star forming galaxies is dominated by HMXBs. A comparison of the XLF of HMXBs in the milky way and more extreme star forming galaxies has led to the suggestion that there is a universal HMXB luminosity function. If this is true, L_{XP} could be used as a star formation indicator (Grimm et al 2003.)

3. A CHANDRA SURVEY OF NEARBY SPIRAL GALAXIES

In Chandra Cycle 2 we started a Large Project to survey a sample of 11 nearby ($< 10\text{Mpc}$) face-on spiral galaxies. Our sample spans the Hubble Sequence, and hence a range of star formation rates. Our limiting flux is $\sim 6 \times 10^{36}$ ergs s^{-1} , which resolves approximately 80% of the discrete source flux. We have identified 822 unique sources within the galaxian D_{25} ellipses (Kilgard et al 2004). One of the main objectives of the survey is to classify X-ray sources into broad categories, including LMXB, HMXB, SNR, supersoft sources and absorbed sources. We can then hope to understand how the individual populations depend on the current star formation rate and star formation history.

3.1. Source Classification from X-ray Colors

Figure 1 shows the X-ray color-color diagram for sources from a sample of spiral galaxies (see Prestwich et al 2003 for color definitions). The black crosses show sources from bulge systems and the red crosses show sources from disk systems. There is a statistically significant difference between the two distributions. The bulge sources cluster in a region with X-ray soft color between -0.4 to 0.2 , with a few very soft sources (at $0, -1$). The disks, however, have an additional population of sources with soft color $= -0.9$ to -0.4 , not seen in bulges. See

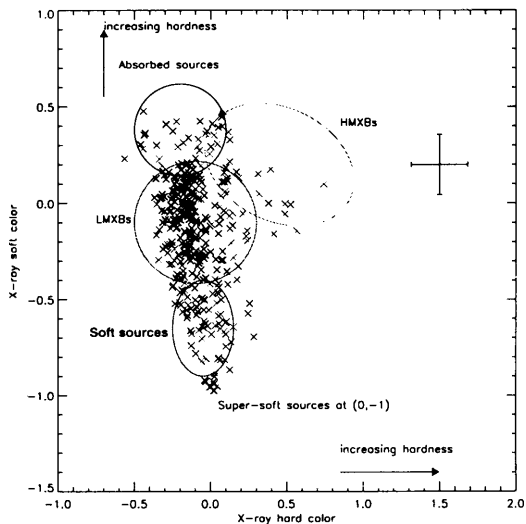


Fig. 1. X-ray color-color diagram.

section 3.2 for a more detailed discussion of these sources soft or “quasi-soft” (Di Stefano, Friedman, Kundu, & Kong 2003) sources. Disks also have sources with X-ray hard color $\gtrsim 0.1$, not seen in bulges. These differences provide the basis for a source classification scheme. It is well known from observations of the Milky Way and Local Group galaxies that spiral bulges are dominated by LMXB sources, therefore it is plausible that many/most of the sources with soft color between -0.4 and 0.2 are LMXBs. The hard sources (X-ray hard color $\gtrsim 0.1$) seen in disks are logically identified with HMXBs. HMXBs have hard spectra (photon index $\Gamma \sim 1.0$ plus absorption) with X-ray colors that are consistent with those of the “hard” disk sources. In addition, we might expect to find HMXBs in regions of star formation since they have short-lived high mass secondaries. Finally, the softest sources (those with colors $0, -1$) are probably classical supersoft sources. These sources have most of their flux below 1keV , and are highly variable. They are thought to be binaries with white dwarf primaries accreting at a highly super Eddington rate (Greiner et al 1991).

3.2. The Nature of Soft Sources

The nature of the “soft” or “quasi-soft” sources – those with soft X-ray color between -0.9 and -0.4 – are especially interesting. They are found in spiral bulges and disks, but appear to be more common in disks (Prestwich et al 2003). In the disks they follow the spiral arms which suggest that they are associated with the young stellar population. A few are clearly variable. A preliminary study by Kilgard et al (2004) suggests that at least $15/140$ soft sources in our sample are variable at the 90% level, compared to $112/450$ sources that are in the “LMXB”

region of the color-color diagram, suggesting that as a class soft sources are less variable than LMXBs. However, at the time of writing we do not have good constraints on the variability of many soft sources, so this result needs to be confirmed. The soft sources in our sample typically have luminosities in the range $10^{36} - 10^{37} \text{ ergs s}^{-1}$, and there may be many more below our detection limit. There are few soft sources with X-ray luminosities $\gtrsim 10^{37} \text{ ergs s}^{-1}$, again in contrast to LMXB sources which have many sources in this range.

Sources that are classified as “soft” are undoubtedly made up of more than one type of object. For example, those that are variable are almost certainly accretion sources. Some of the variable soft sources may be classical supersoft sources viewed through material which preferentially absorbs the lowest energy photons making the X-ray colors somewhat less extreme. However, the classical model for supersoft sources will not work for most of the disk sources – these are likely to be too young for a white dwarf to have formed, requiring a black hole or neutron star secondary (Di Stefano & Kong 2003). Some may have an intrinsically soft, but not supersoft, spectrum. One particularly exciting possibility is that some of these sources represent a new class of black hole accretors, not previously identified in the Milky Way. A less exciting scenario is that the soft sources in disks are dominated by X-ray SNR. X-ray bright SNR have soft spectra, luminosities in the range $10^{36} - 10^{37} \text{ ergs s}^{-1}$, and (assuming that they are old enough to be expanding adiabatically) are unlikely to exhibit variability. In addition, we would expect to see them in regions of current star formation, such as the spiral arms. Kilgard et al (2004) determined that the X-ray spectra of the brightest sources are best fit by a model which includes a MEKAL component, characteristic of optically thin line emission from hot gas. All these points strongly suggest that SNR are an important contributor to the class of soft sources. More detailed variability studies are needed to determine which (if any) type of object dominates the class of soft sources.

3.3. Color Segregated Luminosity Functions – Eddington break?

While the nature of the soft sources is uncertain, it is clear that most of them are not LMXBs. It is therefore instructive to construct a luminosity function with only with sources that have “LMXB” colors, in the hope that by eliminating soft sources we select a cleaner sample of LMXBs. The color segregated LF for M83 is shown in Figure 2. The top

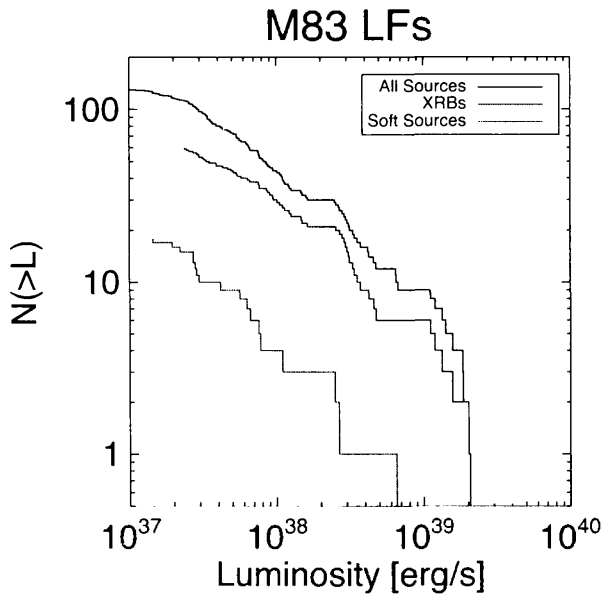


Fig. 2. Color segregated luminosity functions for M83.

curve shows all the sources in M83, the bottom curve just the soft sources and the middle curve sources with X-ray colors which put them in the “LMXB” part of the X-ray color-color diagram. With the soft sources removed, there appears to be a dip in the luminosity function of LMXB sources around 4×10^{38} ergs s^{-1} . As discussed in Section 2, this feature is most likely to be either due to a aging population of binaries or a break at the Eddington luminosity for a neutron star. To distinguish between the possibilities, we constructed a luminosity function coadding all X-ray sources from our sample of galaxies which have “LMXB” colors. A preliminary plot is shown in Figure 3. Here the dip is clearly seen, suggesting that it is associated with the Eddington break. This break has been observed in elliptical galaxies (e.g. Kim & Fabbiano 2003, Sarazin, Irwin & Bregman 2001) but not in spirals. It raises the exciting possibility that at least some sources above the break are black hole accretors.

Thanks to Roy Kilgard, Rosanne Di Stefano, Hans-Jacob Grimm, Ben Williams and Albert Kong for useful discussions. This work was supported by NASA contract NAS 8-39073 (CXC) and GO1-2029A.

REFERENCES

Belczynski, K., Kalogera, V., Zezas, A., & Fabbiano, G. 2003, ArXiv Astrophysics e-prints, astro-ph/0310200
 Colbert, E., Heckman, T., Ptak, A., Strickland, D., & Weaver, K. 2003, ArXiv Astrophysics e-prints, astro-ph/0305476

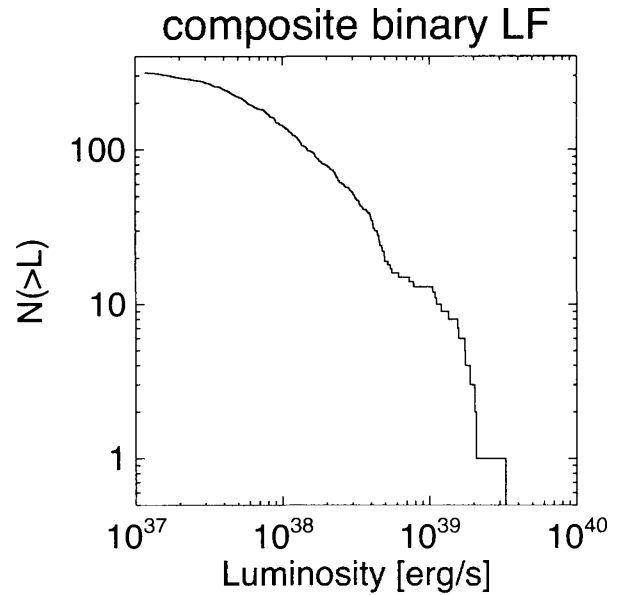


Fig. 3. Composite LMXB luminosity function.

Di Stefano, R., Friedman, R., Kundu, A., & Kong, A. K. H. 2003, ArXiv Astrophysics e-prints, astro-ph/0312391
 Di Stefano, R. & Kong, A. K. H. 2003, ApJ, 592, 884
 Fabbiano, G. & White, N. E. 2003, ArXiv Astrophysics e-prints, astro-ph/0307077
 Garcia, M. R., Murray, S. S., Primini, F. A., Forman, W. R., McClintock, J. E., & Jones, C. 2000, ApJ, 537, L23
 Greiner, J., Hasinger, G., & Kahabka, P. 1991, A&A, 246, L17.
 Grimm, H.-J., Gilfanov, M., & Sunyaev, R. 2003, MNRAS, 339, 793
 Kim, D. & Fabbiano, G. 2003, ArXiv Astrophysics e-prints, astro-ph/0312104
 Kilgard, R. E., Kaaret, P., Krauss, M. I., Prestwich, A. H., Raley, M. T., & Zezas, A. 2002, ApJ, 573, 138
 Kilgard, R. E., Prestwich, A. H., Krauss, M. I., Ward, M., Zezas, A. et al submitted for publication in ApJ.
 Kong, A. K. H., Garcia, M. R., Primini, F. A., Murray, S. S., Di Stefano, R., & McClintock, J. E. 2002, ApJ, 577, 738
 Kong, A. K. H., DiStefano, R., Garcia, M. R., & Greiner, J. 2003, ApJ, 585, 298
 Prestwich, A. H., Irwin, J. A., Kilgard, R. E., Krauss, M. I., Zezas, A., Primini, F., Kaaret, P., & Boroson, B. 2003, ApJ, 595, 719
 Sarazin, C. L., Irwin, J. A., & Bregman, J. N. 2001, ApJ, 556, 533
 Swartz, D. A., Ghosh, K. K., McCollough, M. L., Panunzi, T. G., Tennant, A. F., & Wu, K. 2003, ApJS, 144, 213
 Trudolyubov, S. P., Borozdin, K. N., Priedhorsky, W. C., Mason, K. O., & Cordova, F. A. 2002, ApJ, 571, L17
 Wu, K. 2001, Publications of the Astronomical Society of Australia, 18, 443