

Research Article

Cite this article: Fisher JL, Sprague CL, Patterson EL, Schramski JA (2023) Investigations into differential glyphosate sensitivity between two horseweed (*Conyza canadensis*) growth types. *Weed Sci.* **71**: 22–28. doi: [10.1017/wsc.2022.69](https://doi.org/10.1017/wsc.2022.69)

Received: 22 April 2022
Revised: 9 August 2022
Accepted: 23 December 2022
First published online: 6 January 2023

Associate Editor:

Caio Brunharo, Penn State University





Keywords:

Canada fleabane; *Erigeron canadensis*; glyphosate resistance; marehail

Author for correspondence:

Christy L. Sprague, Department of Plant, Soil and Microbial Sciences, Michigan State University, 1066 Bogue Street, East Lansing, MI 48824. (Email: spraguel@msu.edu)

Investigations into differential glyphosate sensitivity between two horseweed (*Conyza canadensis*) growth types

Justine L. Fisher¹ , Christy L. Sprague² , Eric L. Patterson³  and John A. Schramski⁴ 

¹Graduate Student, Department of Plant, Soil and Microbial Sciences, Michigan State University, East Lansing, MI, USA; ²Professor, Department of Plant, Soil and Microbial Sciences, Michigan State University, East Lansing, MI, USA; ³Assistant Professor, Department of Plant, Soil and Microbial Sciences, Michigan State University, East Lansing, MI, USA and ⁴Former Graduate Student, Department of Plant, Soil and Microbial Sciences, Michigan State University, East Lansing, MI, USA

Abstract

Horseweed [*Conyza canadensis* (L.) Cronquist] grows in one of two distinct growth phenotypes, “rosette” and “upright” growth types, and they have recently been observed co-occurring in Michigan fields. Previous research found that upright plants from two glyphosate-resistant populations were 3- and 4-fold less sensitive to glyphosate than their rosette siblings. Further experiments were conducted to investigate whether differential glyphosate sensitivity of the growth types was due to glyphosate retention, absorption, or translocation. The total amount of glyphosate retained on the *C. canadensis* leaf surface was similar for both growth types; however, on a per-weight and per-area bases, the upright growth type retained 21% and 18% less glyphosate, respectively. Glyphosate absorption was up to 85% at 168 h after treatment (HAT), and was not different between the rosette and upright growth types or between the susceptible (S) and resistant (R) biotypes. Additionally, there was no difference in translocation between the two growth types within each biotype at any time point. Interestingly, at 168 HAT, [¹⁴C]glyphosate translocation was higher in the S rosette compared with the two growth types from the R biotype; however, the S upright type was similar to both R growth types. Thus, glyphosate resistance in the R biotype may be due to an alternative mechanism rather than impaired translocation, which has been cited as the primary mechanism of glyphosate resistance in *C. canadensis*. These results suggest that reduced glyphosate retention on a per-weight and per-area bases of the upright growth type may contribute to increased glyphosate tolerance due to a diluted concentration of glyphosate in the plant. However, another factor is likely related to the mechanism of resistance within the R biotype, which is contributing to a 3-fold difference in glyphosate sensitivity between the two growth types, such as alterations in *EPSPS* gene expression or changes in undescribed metabolism genes.

Introduction

Horseweed [*Conyza canadensis* (L.) Cronquist] is considered a facultative winter annual; germination can occur in the fall when soil temperatures decline or facultatively during other times of the year (Cici and Van Acker 2009). However, there are two main *C. canadensis* emergence timings, April to June (spring) and August to October (fall), that serve as critical *C. canadensis* control periods (Bhowmik and Bekech 1993; Buhler and Owen 1997; Loux et al. 2006; Main et al. 2006). Fall-emerging *C. canadensis* typically form dark-green, lightly haired, basal rosettes that overwinter, while spring-emerging *C. canadensis* skip or spend a short period of time as a rosette before bolting, forming an upright growth type (Loux et al. 2006; Regehr and Bazzaz 1979). In Michigan field-cropping systems, primary *C. canadensis* emergence has shifted from fall to spring/summer, and therefore from a rosette to an upright growth type. In addition, the rosette and upright growth types have been observed co-emerging during the summer with visual differences in glyphosate tolerance (Schramski et al. 2021). Schramski et al. (2021) found that *C. canadensis* growth type was not strictly inherited but was instead environmentally controlled and that both growth types could be forced to germinate from seeds from the same parent plant. The upright growth type seems to be environmentally triggered by a vernalization period (4 C) of at least 4 wk following water imbibition, but before germination. *Conyza canadensis* is primarily a self-pollinating species with ≤10% cross-pollination (Buhler and Owen 1997; Weaver 2001), thus many *C. canadensis* biotypes have been evolving independently, and it is likely that agronomic factors such as recurring herbicide applications, lack of herbicide rotation, and no-till regimes have selected for similar traits on various genetic pools of *C. canadensis* convergently (Dinelli et al. 2006).

© The Author(s), 2023. Published by Cambridge University Press on behalf of the Weed Science Society of America. This is an Open Access article, distributed under the terms of the Creative Commons Attribution licence (<http://creativecommons.org/licenses/by/4.0/>), which permits unrestricted re-use, distribution and reproduction, provided the original article is properly cited.



Conyza canadensis has documented resistance to at least one herbicide site of action in 18 different countries, including biotypes resistant to acetolactate synthase inhibitors (WSSA Group 2); photosystem II inhibitors (WSSA Groups 5 and 7); glyphosate, the 5-enolpyruvylshikimate-3-phosphate synthase (EPSPS) inhibitor (WSSA Group 9); and paraquat, a photosystem I electron diverter (WSSA Group 22) (Heap 2022). However, glyphosate-resistant biotypes are the most prevalent. The first confirmed case of glyphosate resistance in any weed was in *C. canadensis*, identified in Delaware in 2000 (VanGessel 2001). This occurred after reliance on only glyphosate for weed control for 3 yr in a glyphosate-resistant soybean [*Glycine max* (L.) Merr.] field. Following the release of Roundup Ready® crops in 1996, glyphosate use increased almost 15-fold (Benbrook 2016), contributing to increased selection pressure for resistant individuals. By 2021, there were 14 countries with confirmed glyphosate-resistant *C. canadensis* (Heap 2022). Within the United States, glyphosate-resistant *C. canadensis* is present in 25 states, including Michigan.

Common mechanisms of herbicide resistance in weeds include an altered target site, reduced absorption, reduced translocation to the target site, or rapid metabolic detoxification (Koger and Reddy 2005). The primary mechanism of glyphosate resistance in *C. canadensis* was reported to be rapid glyphosate sequestration into the vacuole, resulting in reduced translocation to the target tissue (i.e., the meristem) (Dinelli et al. 2006; Feng et al. 2004; Ge et al. 2010; González-Torrvalva et al. 2012; Koger and Reddy 2005; Moretti and Hanson 2016; Nandula et al. 2005). Ge et al. (2010, 2011, 2014) further investigated this resistance mechanism through ³¹P-nuclear magnetic resonance performed in vivo and speculated that a putative tonoplast pump in glyphosate-resistant *C. canadensis* is responsible for the rapid vacuolar sequestration, thus shielding the chloroplast and making limited translocation to sink tissues a secondary response. However, many of these studies were performed on rosette *C. canadensis* plants. Recently, the first documented case of target site-mediated glyphosate resistance in *C. canadensis* in the United States was observed in biotypes from Ohio and Iowa with resistance from 20 to 40 times the field use rate ($1\times = 840 \text{ g ae ha}^{-1}$) (Beres et al. 2020). A proline to serine mutation at position 106 of EPSPS2 was detected, the same target-site mutation identified in 21 glyphosate-resistant *C. canadensis* accessions from Canada (Page et al. 2018).

Schramski et al. (2021) reported that the upright type from two glyphosate-resistant biotypes were 3- and 4-fold less sensitive to glyphosate than their rosette siblings; however, these differences were not observed in the susceptible biotype (Schramski et al. 2021). The level of resistance in the rosette and upright growth types were 84- to 386-times and 26- to 97-times, respectively. The upright type had a significantly higher ED₅₀ value than its rosette siblings across both glyphosate-resistant biotypes (Schramski et al. 2021). Similarly, Shrestha et al. (2007) reported increased levels of glyphosate resistance with increasing growth stage, determined by the number of leaves per plant, within the susceptible and resistant *C. canadensis* populations. Additionally, glyphosate tolerance increased when plants began to grow upright in the resistant and susceptible populations. In contrast, Koger et al. (2004) found no differences in glyphosate tolerance among growth stages in the rosette growth types. Based on these findings, our main objective was to determine whether differential glyphosate sensitivity between the rosette and upright *C. canadensis* plants with known glyphosate resistance was due to higher glyphosate interception and retention, absorption, and/or translocation.

Materials and Methods

Growth Parameters

Seed from the same parent plants of the glyphosate-resistant (MSU-18 or R) and glyphosate-susceptible (S-117 or S), *C. canadensis* biotypes studied in Schramski et al. (2021) were used for this experiment. To generate the upright growth type, ~0.6 g of seed from each biotype was surface planted in 30 by 30 cm flats filled with potting media (Suremix Perlite, Michigan Grower Products, Galesburg, MI) and imbibed with water. These flats were placed in a vernalization room set to 4 C with an 8-h photoperiod for 4 wk, then moved to a greenhouse. At that time, flats with seed to produce rosette siblings were planted using the same method, without a vernalization period. Flats were placed in the greenhouse at $25 \pm 5 \text{ C}$ and a total midday light intensity of $1,000 \mu\text{mol m}^{-2} \text{ s}^{-1}$ photosynthetic photon flux with 16-h days. After 3 wk, seedlings were transplanted, 1 plant pot⁻¹, to 10 by 10 by 12 cm pots filled with potting media. Plants were watered and fertilized as needed to promote optimum plant growth. Individual plants were grown to an average rosette size of 10-cm wide and an upright size of 7-cm tall (approximately 42-d old).

Retention

Glyphosate interception and retention was examined by applying $1.27 \text{ kg ae ha}^{-1}$ of glyphosate (Roundup PowerMax®, Bayer CropScience, St. Louis, MO) plus ammonium sulfate (AMS) (Actamaster®, Loveland Products, Greeley, CO) at 2% w/w with Chicago Sky Blue dye (2.5 g L^{-1} ; Chem-Impex International, Wood Dale, IL) to both the R rosette and upright growth types at plant sizes as previously described at the same time. The method used was modified from the technique described by Boldt and Putnam (1980). Herbicide applications were made with a single-track sprayer (Generation 4, DeVries Manufacturing, Hollandale, MN) equipped with an 8001E TeeJet® flat-fan nozzle (TeeJet Technologies, Wheaton, IL) calibrated to deliver 187 L ha^{-1} at 193 kPa of pressure.

Immediately after herbicide application, plants were excised at the soil surface, and the retained dye was collected by a 30-s agitated rinse of the plant in 10 ml of a nonionic surfactant at 0.25% v/v with water solution. An additional 5 ml of the nonionic surfactant-water solution was used to collect the remaining retained dye. A 1-ml aliquot of the Chicago Sky Blue dye rinsate was used to measure absorbance with a spectrophotometer at 625 nm. Dye retention was calculated by comparing sample absorbance values with those from a standard curve. The technique was similar to that used by Sprague et al. (1999). *Conyza canadensis* plants were dried at 60 C for 7 d and weighed to determine above-ground biomass.

Before spray application, exposed leaf area (cm²) from above was measured. All plants were photographed using an iPhone X® (Apple, Cupertino, CA) with a white background and a ruler as a size reference, and the photos were manually selected to obtain the leaf area using ImageJ software (National Institutes of Health, Bethesda, MD; University of Wisconsin Laboratory for Optical and Computation Instrumentation, Madison, WI). The average distance between the camera and the plant was 30 cm. There were 20 replications of rosette and upright plants, and the study was repeated in time.

Absorption and Translocation

The uppermost fully developed leaf of the R and S rosette and upright growth types at 10-cm wide and 7-cm tall, respectively,

was targeted for radiolabeled [^{14}C]glyphosate application. These leaves were covered with aluminum foil, and the remainder of the plant was sprayed with unlabeled glyphosate at 1.27 kg ha $^{-1}$ plus AMS at 2% w/w. Spray applications were made as previously described in the retention study. The aluminum foil was removed immediately after spray application. Each plant was treated with 1.67 kBq of [^{14}C]glyphosate (50 mCi mmol $^{-1}$ specific activity, 99% purity). The spotting solution contained the appropriate amounts of [^{14}C]glyphosate, unlabeled glyphosate, AMS, and water to give the same concentration as in the 1.27 kg ha $^{-1}$ application of glyphosate. Each treated leaf was spotted on the adaxial leaf surface with 10 1- μl droplets and placed in a growth chamber maintained at 25/20 C day/night temperature with a 16-h photoperiod (1,000 $\mu\text{mol m}^{-2} \text{s}^{-1}$).

Plants were harvested at 0, 12, 24, 72, and 168 h after treatment (HAT). At harvest, each plant was divided into treated leaf, above treated leaf, below treated leaf, and roots. Unabsorbed [^{14}C]glyphosate was removed by placing the treated leaf in a 20-ml scintillation vial containing 3 ml of a methanol:water (1:9 v/v) solution and agitating it for 30 s followed by a 1-ml rinse with the methanol:water (1:9 v/v) solution as the treated leaf was removed from the scintillation vial. The samples for each plant were immediately placed in the freezer and stored at -30 C until further analysis. Each plant part was combusted in a biological sample oxidizer for 2 min. The $^{14}\text{CO}_2$ released from the biological oxidizer was trapped in 20 ml of scintillation fluid (Carbo-Sorb[®] E:Permafluor[®] E⁺, 1:1 v/v; PerkinElmer, Groningen, Netherlands) and the radioactivity was quantified using a liquid scintillation counter (Tricarb 4910TR Liquid Scintillation Analyzer; PerkinElmer, Boston, MA). Radioactivity in the 4-ml leaf wash solution was quantified with the addition of 16 ml of Ultima Gold[™] scintillation fluid (PerkinElmer, Groningen, Netherlands). The technique was similar to that used by Sprague et al. (1999). Each study had five replications and was repeated in time.

Glyphosate absorption was calculated as the sum of the total ^{14}C in the plant parts divided by the total ^{14}C recovered, including the treated leaf wash. The amount of ^{14}C present in the leaf wash and the plant sections was considered as total ^{14}C recovered, which averaged 90% of applied [^{14}C]glyphosate. ^{14}C translocation out of the treated leaf was calculated by taking the amount of ^{14}C absorbed in the untreated plant parts divided by the total ^{14}C absorbed in the plant.

Statistical Analysis

Retention and translocation data were analyzed using PROC GLIMMIX in SAS OnDemand (SAS Institute Cary, NC, USA) at $\alpha = 0.05$. The statistical model included the main effect of growth type and growth type within biotype for the retention and translocation experiments, respectively. Data were combined over repetition in time, and replication was treated as a random effect. Normality of residuals was examined using PROC UNIVARIATE ($\alpha \leq 0.05$). Squared and absolute value residuals were examined with Levene's test to confirm homogeneity of variances ($\alpha \leq 0.05$). Treatment means were separated using Fisher's protected LSD at $\alpha \leq 0.05$ when ANOVA indicated a significant main effect.

Absorption and translocation over time were analyzed using the DRC package in R v. 4.0.2 (R Development Core Team 2020). Three-parameter log logistic models (Equation 1) were fit for the rosette and upright growth types within each biotype as selected by the DRC *modelFit* function using the lack-of-fit test.

Table 1. Biomass and exposed leaf area ($\pm\text{SE}$) for rosette and upright *Conyza canadensis* growth types at herbicide application for interception and retention of glyphosate with Chicago Sky Blue dye.^a

Growth type	Biomass	Leaf area
	—mg plant $^{-1}$ —	—cm 2 plant $^{-1}$ —
Rosette	277 (± 9.95) b	74 (± 2.16) b
Upright	358 (± 9.95) a	89 (± 2.12) a
Effects (P-value)		
Growth type	<0.0001	<0.0001

^aGlyphosate plus Chicago Sky Blue dye applications were made approximately 42 d after planting. Means followed by the same letter within a column are not statistically different at $\alpha \leq 0.05$.

The effective time to reach 50% absorption was determined using the ED function for each biotype and growth type.

$$y = c + \frac{d - c}{1 + \exp[(b(x) - \log(e))]} \quad [1]$$

In Equation 1, y is the percent absorption; x is the time (HAT); c and d are the lower and upper limits, respectively; b is the relative slope around e ; and e is the ED $_{50}$ (Streibig 1988). Relative differences in ED $_{50}$ values by growth type within each biotype (based on a t -statistic with $\alpha \leq 0.05$) were compared using the *EDcomp* function.

Results and Discussion


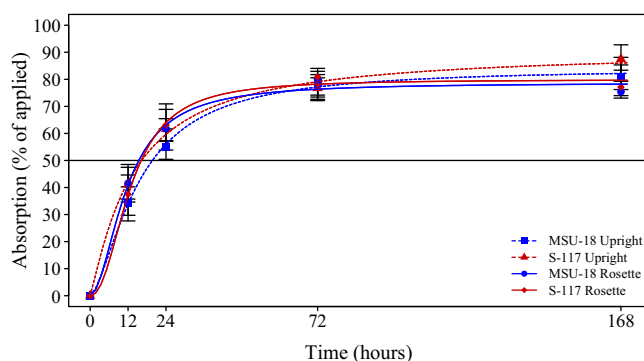
Interception and Retention

At 42 d after planting, the average height of the upright plants was 7 cm and the average diameter of the rosette plants was 10 cm (data not shown). The upright growth type accumulated 29% more biomass (358 mg plant $^{-1}$) and had 20% more leaf area exposed (89 cm 2 plant $^{-1}$) compared with the rosette growth type (Table 1; Figure 1A and B). Total glyphosate interception and retention was not different among the rosette and upright growth types and ranged from 0.77 to 0.78 g ae of glyphosate per plant (Table 2). However, the upright growth type retained 21% less glyphosate on a per-weight (0.0022 g mg $^{-2}$) and 18% less on a per-area bases (0.0088 g cm 2) than the rosette type (Table 2). In theory, the upright growth type should have intercepted more glyphosate per plant, because leaf area was higher; however, differences in leaf arrangement likely altered spray interception. Previous research has not found differences in total glyphosate retention between glyphosate-susceptible and glyphosate-resistant biotypes (Feng et al. 2004; González-Torralva et al. 2012). Based on these results, reduced glyphosate retention on a per-weight and per-area bases in the upright growth type may result in a more diluted concentration of glyphosate inside the plant compared with the rosette growth type. This may contribute to differences in sensitivity between the rosette and upright growth types with known glyphosate resistance. Similarly, Schuster et al. (2007) reported reduced glyphosate injury as common lambsquarters (*Chenopodium album* L.) height increased was partially due to reduced glyphosate accumulation per unit of plant tissue. However, we believe this relatively small change is unlikely to be the only or primary mechanism responsible for the 3- to 4-fold difference in sensitivity we have observed between rosette and upright R plants.

Table 2. Glyphosate retention (\pm SE) on a per-weight, per-area, and per-plant bases by rosette and upright *Conyza canadensis* growth types at 42 d after planting.^a

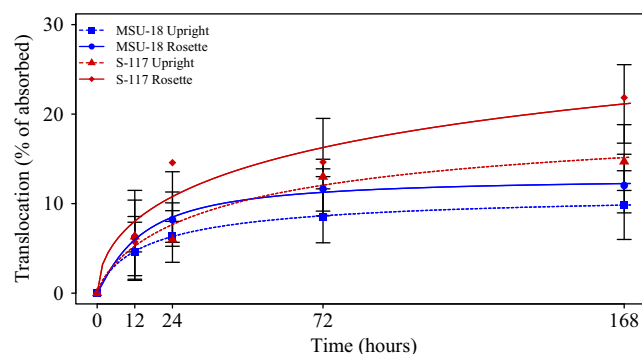
Growth type	Biomass	Leaf area	Total
	—g ae mg ⁻² —	—g ae cm ⁻² —	—g ae plant ⁻¹ —
Rosette	0.0028 (\pm 0.0001) a	0.0107 (\pm 0.0004) a	0.7808 (\pm 0.0239)
Upright	0.0022 (\pm 0.0001) b	0.0088 (\pm 0.0004) b	0.7664 (\pm 0.0233)
Effects (P-value)			
Growth type	<0.0001	<0.0001	0.6866

^aMeans followed by the same letter within a column are not statistically different at $\alpha \leq 0.05$.

**Figure 1.** Exposed leaf area from above at the time of glyphosate application for (A) the rosette (74 cm²) and (B) upright (89 cm²) *Conyza canadensis* growth types.**Figure 2.** [¹⁴C]glyphosate absorption over time in rosette and upright plants from glyphosate-resistant (MSU-18) and glyphosate-susceptible (S-117) *Conyza canadensis* biotypes.

Absorption and Translocation

There were no differences in glyphosate absorption among the rosette and upright growth types across both biotypes. Each growth type by biotype combination reached 50% of its total absorption (ED₅₀) at 11 and 15 HAT (Figure 2). Similarly, past research did not find reduced glyphosate absorption to be a mechanism of resistance in *C. canadensis* (Dinelli et al. 2006; Feng et al. 2004; González-Torralva et al. 2012; Koger and Reddy 2005). Maximum glyphosate absorption ranged between 75% and 85%, plateauing around 72 HAT (Figure 2). González-Torralva et al. (2012) reported no significant differences in absorption between

**Figure 3.** [¹⁴C]glyphosate translocation over time out of the treated leaf in rosette and upright glyphosate-resistant (MSU-18) and glyphosate-susceptible (S-117) *Conyza canadensis* biotypes.

resistant and susceptible *C. canadensis* biotypes, with peak absorption occurring at 96 HAT when 71% and 62% of glyphosate was absorbed, respectively. Similarly, Feng et al. (2004) observed no differences in glyphosate absorption among 11 biotypes of susceptible and resistant *C. canadensis* at 4 to 5 d after treatment. These results suggest that glyphosate absorption does not contribute to differences in glyphosate sensitivity between the upright and rosette growth types or between resistant and susceptible biotypes.

There was no difference in translocation among the rosette and upright plants within each biotype at any time point (Figure 3). Additionally, translocation was similar between all growth type by biotype combinations at 12 and 24 HAT. However, by

Table 3. [¹⁴C]glyphosate translocation and distribution (±SE) in rosette and upright glyphosate-resistant and glyphosate-susceptible *Conyza canadensis* biotypes at 168 h after treatment.^a

Biotype ^b	Glyphosate distribution ^d				
	Translocation ^c	Above treated leaf	Below treated leaf	Roots	Treated leaf
		—% of absorbed—			
MSU-18:Rosette	12.0 (±2.1) b	0.9 (±0.04) b	7.5 (±1.4) ab	2.7 (±0.6) a	88.9 (±2.7) a
MSU-18:Upright	9.9 (±2.3) b	2.0 (±0.7) b	4.2 (±0.3) b	2.9 (±0.6) a	90.7 (±2.7) a
S-117:Rosette	21.8 (±2.5) a	7.8 (±3.2) ab	12.0 (±2.1) a	3.8 (±0.6) a	76.3 (±2.9) b
S-117:Upright	14.7 (±2.3) ab	10.1 (±2.5) a	1.5 (±0.2) c	0.8 (±0.6) b	86.8 (±2.7) a
Effects (P-value)					
Biotype	0.0223	0.0077	<0.0001	0.0003	0.0058

^aPlants were grown in the greenhouse before [¹⁴C]glyphosate application at 25 ± 5 C with a 16 h photoperiod. After application, plants were maintained in a growth chamber at 25/20 C day/night temperature with a 16-h photoperiod. Means followed by the same letter within a column are not statistically different at $\alpha \leq 0.05$.

^bAbbreviations: MSU-18, glyphosate resistant; S-117, glyphosate susceptible.

^c[¹⁴C]glyphosate outside of treated leaf (above treated leaf, below treated leaf, and roots) is considered translocation.

^d[¹⁴C]glyphosate distribution throughout the plant is based on percent of [¹⁴C]glyphosate absorbed.

72 to 168 HAT, differences in translocation were observed between the S rosette type and both R growth types (Figure 3). Radioactivity was distributed throughout the plant, with a majority remaining in the treated leaf at all time points, regardless of growth type within biotype. At 168 HAT, 86.8% to 90.7% of the absorbed [¹⁴C]glyphosate remained in the treated leaf in both R growth types and the S upright-type, whereas only 76.3% remained in the treated leaf for the S rosette type (Table 3). The amount of [¹⁴C]glyphosate translocated out of the treated leaf in the rosette and upright growth types at 168 HAT was 21.8% and 14.7% in the S biotype, respectively. For the R biotype, [¹⁴C]glyphosate translocation out of the treated leaf in the rosette and upright plants at 168 HAT was 12.0% and 9.9%, respectively. Interestingly, [¹⁴C]glyphosate translocation at 168 HAT was higher in the S rosette compared with the upright and rosette growth types from the R biotype; however, the S upright growth type was similar to both growth types of the R biotype. Translocation to the above and/or below treated leaves was greater compared with the roots in all cases. However, there were no clear differences that would help to explain differential sensitivity between the rosette and upright growth types with known glyphosate resistance (Table 3). There was minimal translocation to the roots (0.77% to 3.8%), but the S upright type translocated less [¹⁴C]glyphosate to the roots compared with all other growth type by biotype combinations. Previous research found lower glyphosate levels in the treated leaf of susceptible biotypes compared with resistant biotypes (Feng et al. 2004; Koger and Reddy 2005). However, we only observed this when examining the S rosette type compared with the R rosette type. No differences were observed between the upright type from the R and S biotypes. In addition, prior studies have observed reduced [¹⁴C]glyphosate translocation to the crown and other leaves in resistant biotypes (Feng et al. 2004; Koger and Reddy 2005); however, when comparing growth types, we observed that this was not always the case. Conversely, González-Torralva et al. (2012) reported no differences in translocation to the leaves between resistant and susceptible *C. canadensis* biotypes. Dinelli et al. (2006) reported that more [¹⁴C]glyphosate was translocated to the leaves compared with the roots in rosette *C. canadensis*, supporting what we found across all growth-type biotype combinations. In contrast, prior research has found roots to be the strongest sink when applying [¹⁴C]glyphosate to rosette *C. canadensis* (Feng et al. 2004; González-Torralva et al. 2012; Koger and Reddy 2005). This may have been due to different growing conditions before and after [¹⁴C]glyphosate application.

Generally, non-target site resistance mechanisms such as impaired translocation due to rapid vacuolar sequestration have been identified as the most common mechanism of glyphosate resistance in *C. canadensis* (Dinelli et al. 2006; Feng et al. 2004; Ge et al. 2010; González-Torralva et al. 2012; Koger and Reddy 2005; Moretti and Hanson 2016). This is likely due to prior research primarily investigating non-target site resistance mechanisms and only in rosette growth types. Our research supports these findings, as translocation was impeded in the R rosette type compared with the S rosette type at 168 HAT. Interestingly, our research differs when considering upright plants. Translocation differences were not evident at 168 HAT between the S upright growth type and the R upright and rosette growth types despite R upright plants still being very glyphosate resistant; therefore, it is likely that a yet to be discovered resistance mechanism is at least partially responsible for glyphosate resistance in the MSU-18 biotype. We predict that this mechanism is either differential expression of a metabolism gene or increased expression of EPSPS itself, which has been found in other plant species (Pan et al. 2019; Patterson et al. 2018). We have ruled out translocation and absorption as possibilities, and theoretically, a target-site polymorphism should be unaffected by growth type and should present a fairly consistent resistance response.

The first documented case of target site-mediated glyphosate resistance in *C. canadensis* in the United States was recently observed in highly resistant biotypes, at 20X to 40X the field rate (1X = 840 g ae ha⁻¹), from Ohio and Iowa (Beres et al. 2020). A proline to serine mutation at position 106 of EPSPS2 was detected, which is the same target-site mutation that was identified in 21 glyphosate-resistant *C. canadensis* accessions from Canada (Page et al. 2018). The recent discovery of an EPSPS target-site mutation in glyphosate-resistant *C. canadensis* biotypes coupled with what we found regarding translocation indicates that the primary mechanism of resistance in *C. canadensis* biotypes should not be assumed to be reduced translocation. This is especially true when only examining rosette growth types. However, it is also possible that vacuolar glyphosate sequestration or another, yet to be described resistance mechanism is working at a greater capacity on the R and S upright biotypes, thus making differences in translocation negligible.

In the future, researchers should consider including both growth forms when studying glyphosate resistance in *C. canadensis* (Dinelli et al. 2006; Feng et al. 2004; Ge et al. 2010; González-Torralva et al. 2012; Koger and Reddy 2005; Moretti and Hanson 2016). It is also possible that the biotypes used in this

study, including MSU-18, possess a target-site mutation that works synergistically with non-target or other unknown mechanisms. Stacked target-site and non-target site resistance mechanisms have been observed in waterhemp [*Amaranthus tuberculatus* (Moq.) Sauer], rigid ryegrass (*Lolium rigidum* Gaudin), and annual bluegrass (*Poa annua* L.) (Bostamam et al. 2012; Kaundun et al. 2011; Laforest et al. 2021; Nandula et al. 2013).

These results suggest that differences in glyphosate sensitivity among the rosette and upright growth types with known glyphosate resistance were not due to higher glyphosate absorption, translocation, or the total amount of glyphosate intercepted and retained on the *C. canadensis* leaf surface. As expected, we did not observe these differences in the glyphosate-susceptible biotype either. However, the upright growth type intercepted and retained 21% and 18% less glyphosate on a per-weight and per-area bases. Thus the concentration of glyphosate may be diluted, resulting in slightly higher glyphosate tolerance in the upright growth type in the R biotype, although this difference is not likely fully responsible for the 3- to 4-fold difference in glyphosate sensitivity between the rosette and upright growth types in the glyphosate-resistant biotype.

Recently, Laforest et al. (2020) reported the first chromosome-scale genome sequence of *C. canadensis*, which revealed at least 4 EPSPS-like genes (three of which seem to be pseudogenized). Because of this, care should be taken when amplifying and sequencing EPSPS from *C. canadensis* so as not to accidentally sequence one of these nonfunctional copies of EPSPS. This genome will greatly assist a genome-wide association study to look for genetic variations among S and R biotypes to identify the mechanism of glyphosate resistance. Once the mechanism of resistance has been established, additional studies should examine whether there are differences within the resistance mechanism between the rosette and upright types with known glyphosate resistance. There may be other factors contributing to the differential sensitivity among the rosette and upright growth types studied here, such as differences in EPSPS gene expression, which would be supported if a target-site mutation is discovered similar to ones recently found in other *C. canadensis* biotypes (Beres et al. 2020; Page et al. 2018).

Acknowledgments. We would like to thank the Michigan Soybean Committee for their support, Jinye Chen, Gary Powell, and Brian Stiles for their technical assistance, and Erin Burns for her statistical assistance. No conflicts of interest have been declared.

References

- Benbrook CM (2016) Trends in glyphosate herbicide use in the United States and globally. *Environ Sci Eur* 28:1–15
- Beres ZT, Giese LA, Mackey DM, Owen MDK, Page ER, Snow AA (2020) Target-site EPSPS Pro-106-Ser mutation in *Conyza canadensis* biotypes with extreme resistance to glyphosate in Ohio and Iowa, USA. *Sci Rep* 10:1–9
- Bhowmik PC, Bekech MM (1993) Horseweed (*Conyza canadensis*) seed production, emergence, and distribution in no-tillage and conventional-tillage corn (*Zea mays*). *Agronomy* 1:67–71
- Boldt PF, Putnam AR (1980) Selectivity mechanisms for foliar applications of diclofop-methyl. I. Retention, absorption, translocation, and volatility. *Weed Sci* 28:474–477
- Bostamam Y, Malone JM, Dolman FC, Boutsalis P, Preston C (2012) Rigid ryegrass (*Lolium rigidum*) populations containing a target site mutation in EPSPS and reduced glyphosate translocation are more resistant to glyphosate. *Weed Sci* 60:474–479
- Buhler DD, Owen MDK (1997) Emergence and survival of horseweed (*Conyza canadensis*). *Weed Sci* 45:98–101
- Cici SZH, Van Acker RC (2009) A review of the recruitment biology of winter annual weeds in Canada. *Can J Plant Sci* 89:575–589
- Dinelli G, Marotti I, Bonetti A, Minelli M, Catizone P, Barnes J (2006) Physiological and molecular insight on the mechanism of resistance to glyphosate in *Conyza canadensis* (L.) Cronq. biotypes. *Pestic Biochem Physiol* 86:30–41
- Feng PCC, Tran M, Chiu T, Sammons RD, Heck GR, CaJacob CA (2004) Investigations into glyphosate-resistant horseweed (*Conyza canadensis*): retention, uptake, translocation, and metabolism. *Weed Sci* 52:498–505
- Ge X, d'Avignon D, Ackerman J, Duncan B, Spaur MB, Sammons R (2011) Glyphosate-resistant horseweed made sensitive to glyphosate: low temperature suppression of glyphosate vacuolar sequestration revealed by ³¹P NMR. *Pest Manag Sci* 67:1215–1221
- Ge X, d'Avignon D, Ackerman J, Sammons R (2010) Rapid vacuolar sequestration: the horseweed glyphosate resistance mechanism. *Pest Manag Sci* 66:345–348
- Ge X, d'Avignon D, Ackerman J, Sammons R (2014) In vivo ³¹P-nuclear magnetic resonance studies of glyphosate uptake, vacuolar sequestration, and tonoplast pump activity in glyphosate-resistant horseweed. *Plant Physiol* 166:1255–1268
- González-Torralva F, Rojano-Delgado AM, Luque de Castro MD, Müllerer N, De Prado R (2012) Two non-target mechanism are involved in glyphosate-resistant horseweed (*Conyza canadensis* L. Cronq.) biotypes. *J Plant Physiol* 169:1673–1679
- Heap I (2022) The International Herbicide-Resistant Weed Database. www.weedscience.org Accessed: March 22, 2021
- Kaundun SS, Dale RP, Zelaya IA, Dinelli G, Marotti I, McIndoe E, Cairns A (2011) A novel P106L mutation in EPSPS and an unknown mechanism(s) act additively to confer resistance to glyphosate in a South African *Lolium rigidum* population. *J Agric Food Chem* 59:3227–3233
- Koger CH, Poston DH, Hayes RM, Montgomery RF (2004) Glyphosate-resistant horseweed (*Conyza canadensis*) in Mississippi. *Weed Technol* 18:820–825
- Koger CH, Reddy KN (2005) Role of absorption and translocation in the mechanism of glyphosate resistance in horseweed (*Conyza canadensis*). *Weed Sci* 53:84–89
- Laforest M, Brahim S, Patterson EL, Vargas JJ, Boggess SL, Houston LC, Trigiano RN, Brosnan JT (2021) Differential expression of genes associated with non-target site resistance in *Poa annua* with target site resistance to acetolactate synthase inhibitors. *Pest Manag Sci* 77:4993–5000
- Laforest M, Martin SL, Bisailon K, Soufiane B, Meloche S, Page E (2020) A chromosome-scale draft sequence of the Canada fleabane genome. *Pest Manag Sci* 76:2158–2169
- Loux M, Stachler J, Johnson B, Nice G, Davis V, Nordby D (2006) Biology and management of horseweed. Purdue University Extension. <http://www.extension.purdue.edu/extmedia/gwc/gwc-9-w.pdf>. Accessed: August 8, 2021
- Main CL, Steckel LE, Hayes RM, Mueller TC (2006) Biotic and abiotic factors influence horseweed emergence. *Weed Sci* 54:1101–1105
- Moretti ML, Hanson BD (2016) Reduced translocation involved in resistance to glyphosate and paraquat in *Conyza bonariensis* and *Conyza canadensis* from California. *Weed Res* 57:25–34
- Nandula VK, Ray JD, Ribeiro DN, Pan Z, Reddy KN (2013) Glyphosate resistance in tall waterhemp (*Amaranthus tuberculatus*) from Mississippi is due to both altered target-site and nontarget-site mechanisms. *Weed Sci* 61:374–383
- Nandula VK, Reddy KN, Duke SO, Poston DH (2005) Glyphosate-resistant weeds: current status and future outlook. *Outlooks Pest Manag* 16:183–187
- Page ER, Grainger CM, Laforest M, Nurse RE, Rajcan I, Bae J, Tardif FJ (2018) Target and non-target site mechanisms confer resistance to glyphosate in Canadian accessions of *Conyza canadensis*. *Weed Sci* 66:234–245
- Pan L, Yu Q, Han H, Mao L, Nyporko A, Fan L, Bai L, Powles S (2019) Aldo-keto reductase metabolizes glyphosate and confers glyphosate resistance in *Echinochloa colona*. *J Plant Physiol* 181:1519–1534
- Patterson EL, Pettinga DJ, Ravet K, Neve P, Gaines TA (2018) Glyphosate resistance and EPSPS gene duplication: convergent evolution in multiple plant species. *J Heredity* 109:117–125

- R Development Core Team (2020) R: A Language and Environment for Statistical Computing. Vienna, Austria: R Foundation for Statistical Computing. <http://www.R-project.org>. Accessed: February 2, 2022
- Regehr DL, Bazzaz FA (1979) The population dynamics of *Erigeron canadensis*, a successional winter annual. *J Ecol* 67:923–933
- Schramski JA, Sprague CL, Patterson EL (2021) Environmental cues affecting horseweed (*Conyza canadensis*) growth types and their sensitivity to glyphosate. *Weed Sci* 69:412–421
- Schuster CL, Shoup DE, Al-Khatib K (2007) Response of common lambsquarters (*Chenopodium album*) to glyphosate as affected by growth stage. *Weed Sci* 55:147–151
- Shrestha A, Hembree KJ, Va N (2007) Growth stage influences level of resistance in glyphosate-resistant horseweed. *Calif Agric* 61:67–70
- Sprague CL, Penner D, Kells JJ (1999) Weed control and *Zea mays* tolerance as affected by timing of RP-201772 application. *Weed Sci* 47:375–382
- Streibig JC (1988) Herbicide bioassay. *Weed Res* 28:479–484
- VanGessel MJ (2001) Glyphosate-resistant horseweed from Delaware. *Weed Sci* 49:703–705
- Weaver SE (2001) The biology of Canadian weeds. 115. *Conyza canadensis*. *Can J Plant Sci* 81:867–875